



STATEMENT OF APPROPRIATIONS, ALLOTMENTS, OBLIGATIONS, DISBURSEMENTS AND BALANCES  
As of the Quarter Ending ,March 31, 2016

FAR 1

Department -HEALTH  
Agency-FOOD AND DRUG ADMINISTRATION  
Operating Unit  
Organization Code (UACS) 13001020001  
Funding Source Code (as clustered)101101

Current Year Appropriations  
Supplemental Appropriations  
Continuing Appropriations



PARTICULARS	UACS CODE	APPROPRIATION			ALLOTMENTS					Obligation (Regular Fund)		
		Authorized Appropriation	Adjustments (Transfer To/From, Realignment)	Adjusted Appropriations	Allotments Received	Adjustments (Withdrawal, Realignment)	(Transfer to)	Transfer from	Adjusted Total Allotments	1st Qtr ending March 31	TOTAL (REGULAR FUND)	
		3	4	5=(3+4)	6	7	8	9	10=(6+7+8+9)			
<b>C. SPECIAL PURPOSE FUNDS</b>		12,200,074.00	-	12,200,074.00	12,200,074.00	-	-	-	-	12,200,074.00	3,897,133.42	3,897,133.42
Miscellaneous Personnel Benefits Fund		10,386,000.00	-	10,386,000.00	10,386,000.00	-	-	-	-	10,386,000.00	2,649,386.00	2,649,386.00
Personnel Services		10,386,000.00	-	10,386,000.00	10,386,000.00	-	-	-	-	10,386,000.00	2,649,386.00	2,649,386.00
Basic Salary- Civilian	50101010 01	10,386,000.00	-	10,386,000.00	10,386,000.00	-	-	-	-	10,386,000.00	2,649,386.00	2,649,386.00
Salaries and Wages - Casual/ Contractual	50101020 00	-	-	-	-	-	-	-	-	-	-	-
PERA-Civilian	50102010 01	-	-	-	-	-	-	-	-	-	-	-
Pension and Gratuity Fund		1,814,074.00	-	1,814,074.00	1,814,074.00	-	-	-	-	1,814,074.00	1,247,747.42	1,247,747.42
Personnel Services		1,814,074.00	-	1,814,074.00	1,814,074.00	-	-	-	-	1,814,074.00	1,247,747.42	1,247,747.42
Pension Benefits- Civilian	50104010 01	-	-	-	-	-	-	-	-	-	-	-
Retirement and Graduity- Civilian	50104020 01	-	-	-	-	-	-	-	-	-	-	-
Terminal Leave Benefits- Civilian	50104030 01	1,814,074.00	-	1,814,074.00	1,814,074.00	-	-	-	-	1,814,074.00	1,247,747.42	1,247,747.42
International Commitment Fund		-	-	-	-	-	-	-	-	-	-	-
Maintenance & Other Operating Expenses		-	-	-	-	-	-	-	-	-	-	-
<b>GRAND TOTAL - CURRENT APPROPRIATION</b>		<b>232,865,074.00</b>	<b>-</b>	<b>232,865,074.00</b>	<b>232,865,074.00</b>	<b>-</b>	<b>(7,299,435.00)</b>	<b>-</b>	<b>225,565,639.00</b>	<b>63,483,142.19</b>	<b>63,483,142.19</b>	
				0					0		0	
<b>CONTINUING APPROPRIATION</b>				0					0		0	
<b>SUMMARY</b>												
<b>A. AGENCY SPECIFIC BUDGET</b>		17,004,349.41	-	17,004,349.41	17,004,349.41	-	-	321,980.03	17,326,329.44	7,164,653.35	7,164,653.35	
Maintenance & Other Operating Expenses		2,027,701.41	-	2,027,701.41	2,027,701.41	-	-	321,980.03	2,349,681.44	1,558,885.85	1,558,885.85	
Travel Expenses-Local	50201010 00	172,957.36	-	172,957.36	172,957.36	-	-	-	172,957.36	123,327.32	123,327.32	
Travel Expenses-Foreign	50201020 00	-	-	-	-	-	-	-	-	-	-	
Training Expenses	50202010 02	427,203.18	-	427,203.18	427,203.18	-	-	-	427,203.18	79,517.00	79,517.00	
Scholarship Grants/ Expenses	50202020 00	72,000.00	-	72,000.00	72,000.00	-	-	-	72,000.00	-	-	
Office Supplies Expenses	50203010 02	-	-	-	-	-	-	-	-	-	-	
Drugs and Medicines Expenses	50203070 00	-	-	-	-	-	-	-	-	-	-	
Medical, Dental and Laboratory Supplies Expenses	50203080 00	654,862.13	(499,800.00)	155,062.13	654,862.13	(499,800.00)	-	-	155,062.13	784,913.60	784,913.60	
Fuel, Oil and Lubricants Expenses	50203090 00	-	-	-	-	-	-	-	-	-	-	
Agricultural Supplies Expenses	50203100 00	-	-	-	-	-	-	-	-	-	-	
Textbooks and Instructional Materials Expenses	50203110 01	-	-	-	-	-	-	-	-	-	-	
Other Supplies and Materials Expenses	50203990 00	64,355.27	-	64,355.27	64,355.27	-	-	-	64,355.27	1,204.75	1,204.75	
Water Expenses	50204010 00	-	-	-	-	-	-	-	-	-	-	
Electricity Expenses	50204020 00	-	-	-	-	-	-	-	-	-	-	
Consultancy Services	50211030 02	-	-	-	-	-	-	-	-	-	-	
Other Professional Services	50211990 00	-	-	-	-	-	-	321,980.03	321,980.03	3,680.56	3,680.56	
Environment/Sanitary Services	50212010 00	-	-	-	-	-	-	-	-	-	-	
RM - ICT Equipment	50213050 03	-	499,800.00	499,800.00	-	499,800.00	-	-	499,800.00	499,800.00	499,800.00	
RM - Airport Equipment	50213050 06	-	-	-	-	-	-	-	-	-	-	
RM - Communication Equipment	50213050 07	-	-	-	-	-	-	-	-	-	-	
RM - Disaster Response and Rescue Equipment	50213050 09	-	-	-	-	-	-	-	-	-	-	
RM - Medical Equipment	50213050 11	-	-	-	-	-	-	-	-	-	-	
RM - Printing Equipment	50213050 12	-	-	-	-	-	-	-	-	-	-	
RM - Technical and Scientific Equipment	50213050 14	-	-	-	-	-	-	-	-	-	-	
RM - Other Machinery and Equipment	50213050 99	418,009.86	-	418,009.86	418,009.86	-	-	-	418,009.86	-	-	

STATEMENT OF APPROPRIATIONS, ALLOTMENTS, OBLIGATIONS, DISBURSEMENTS AND BALANCES  
As of the Quarter Ending ,March 31, 2016

FAR 1

Department -HEALTH  
Agency-FOOD AND DRUG ADMINISTRATION  
Operating Unit  
Organization Code (UACS) 13001020001  
Funding Source Code (as clustered)101101

Current Year Appropriations  
Supplemental Appropriations  
Continuing Appropriations



PARTICULARS	UACS CODE	APPROPRIATION			ALLOTMENTS					Obligation (Regular Fund)	
		Authorized Appropriation	Adjustments (Transfer To/From, Realignment)	Adjusted Appropriations	Allotments Received	Adjustments (Withdrawal, Realignment)	(Transfer to)	Transfer from	Adjusted Total Allotments	1st Qtr ending March 31	TOTAL (REGULAR FUND)
1	2	3	4	5=(3+4)	6	7	8	9	10=(6+7+8+9)		
RM - Motor Vehicles	50213060 01			-					-		
Printing and Publication Expenses	50299020 00			-					-		
Representation Expenses	50299030 00	141,308.61		141,308.61	141,308.61				141,308.61	66,442.62	66,442.62
<b>Capital Outlays</b>		<b>14,976,648.00</b>	<b>-</b>	<b>14,976,648.00</b>	<b>14,976,648.00</b>	<b>-</b>	<b>-</b>	<b>-</b>	<b>14,976,648.00</b>	<b>5,605,767.50</b>	<b>5,605,767.50</b>
Machinery	50604050 01			-					-		
Office Equipment	50604050 02	1,476,648.00		1,476,648.00	1,476,648.00				1,476,648.00		
Information and Communication Technology Equipment	50604050 03	9,000,000.00		9,000,000.00	9,000,000.00				9,000,000.00	5,605,767.50	5,605,767.50
Furniture and Fixtures	50604070 01	4,500,000.00		4,500,000.00	4,500,000.00				4,500,000.00		
Books	50604070 02			-					-		
<b>B. SPECIAL PURPOSE FUNDS</b>		<b>7,000,000.00</b>	<b>-</b>	<b>7,000,000.00</b>	<b>7,000,000.00</b>	<b>-</b>	<b>-</b>	<b>-</b>	<b>7,000,000.00</b>	<b>-</b>	<b>-</b>
International Commitment Fund				-					-		
Maintenance & Other Operating Expenses				-					-		
Capital Outlays				-					-		
E-Government Fund		7,000,000.00		7,000,000.00	7,000,000.00				7,000,000.00		
Maintenance & Other Operating Expenses				-					-		
Capital Outlays		7,000,000.00		7,000,000.00	7,000,000.00				7,000,000.00		
Machinery	50604050 01			-					-		
Office Equipment	50604050 02			-					-		
Information and Communication Technology Equipment	50604050 03	7,000,000.00		7,000,000.00	7,000,000.00				7,000,000.00		
Contingent Fund				-					-		
Maintenance & Other Operating Expenses				-					-		
Capital Outlays				-					-		
Other SPF (Specify the Funding Source)				-					-		
Maintenance & Other Operating Expenses				-					-		
Capital Outlays				-					-		
<b>TOTAL CONTINUING APPROPRIATION</b>		<b>24,004,349.41</b>	<b>-</b>	<b>24,004,349.41</b>	<b>24,004,349.41</b>	<b>-</b>	<b>-</b>	<b>321,980.03</b>	<b>24,326,329.41</b>	<b>7,164,653.35</b>	<b>7,164,653.35</b>
<b>GRAND TOTAL (CURRENT+CONAP)</b>		<b>256,869,423.41</b>	<b>-</b>	<b>256,869,423.41</b>	<b>256,869,423.41</b>	<b>-</b>	<b>(7,299,435.00)</b>	<b>321,980.03</b>	<b>249,891,968.44</b>	<b>70,647,795.54</b>	<b>70,647,795.54</b>


Certified Correct:

  
RODERICK C. MATEO  
OIC-Budget and Management Division

Certified Correct:

  
MA. VICTORIA F. CALZADO  
OIC-Accounting Division

Approved By:

  
MARIA LOURDES C. SANTIAGO, MSc, MM  
OIC-Director General





Current Year Appropriations  
 Supplemental Appropriations  
 Continuing Appropriations

OBLIGATION (Sub-Allotment)		TOTAL OBLIGATION		CURRENT YEAR DISBURSEMENTS		BALANCES			
1st Qtr ending March 31	TOTAL (SUB-ALLOTMENT)	1st Qtr ending March 31	TOTAL	1st Qtr ending March 31	TOTAL	Unreleased Appropriation	Unobligated Allotment	UNPAID OBLIGATION	
		11	15=(11+12+13+14)	16	20=(16+17+18+19)	21=(5-(6+7))	22=(10-15)	23	24
-	-	-	-	-	-	-	-	-	-
-	-	3,897,133.42	3,897,133.42	3,897,133.42	3,897,133.42	-	8,302,940.58	-	-
-	-	2,649,386.00	2,649,386.00	2,649,386.00	2,649,386.00	-	7,736,614.00	-	-
-	-	2,649,386.00	2,649,386.00	2,649,386.00	2,649,386.00	-	7,736,614.00	-	-
-	-	2,649,386.00	2,649,386.00	2,649,386.00	2,649,386.00	-	7,736,614.00	-	-
-	-	-	-	-	-	-	-	-	-
-	-	-	-	-	-	-	-	-	-
-	-	-	-	-	-	-	-	-	-
-	-	1,247,747.42	1,247,747.42	1,247,747.42	1,247,747.42	-	566,326.58	-	-
-	-	1,247,747.42	1,247,747.42	1,247,747.42	1,247,747.42	-	566,326.58	-	-
-	-	-	-	-	-	-	-	-	-
-	-	-	-	-	-	-	-	-	-
-	-	1,247,747.42	1,247,747.42	1,247,747.42	1,247,747.42	-	566,326.58	-	-
-	-	-	-	-	-	-	-	-	-
-	-	-	-	-	-	-	-	-	-
-	-	-	-	-	-	-	-	-	-
-	-	-	-	-	-	-	-	-	-
-	-	-	-	-	-	-	-	-	-
-	-	63,483,142.19	63,483,142.19	63,413,242.19	63,413,242.19	-	162,082,496.87	69,900.00	-
0	0	0	0	0	0	0	0	0	0
0	0	0	0	0	0	0	0	0	0
-	-	-	-	-	-	-	-	-	-
109,125.94	109,125.94	7,273,779.29	7,273,779.29	392,909.92	392,909.92	-	10,052,550.15	166,465.37	6,714,404.00
109,125.94	109,125.94	1,668,011.79	1,668,011.79	392,909.92	392,909.92	-	581,669.65	166,465.37	1,108,636.50
-	-	123,327.32	123,327.32	63,438.32	63,438.32	-	49,630.04	59,889.00	-
-	-	-	-	-	-	-	-	-	-
-	-	79,517.00	79,517.00	797.00	797.00	-	117,834.71	78,720.00	-
-	-	-	-	-	-	-	72,000.00	-	-
-	-	-	-	-	-	-	-	-	-
-	-	-	-	-	-	-	-	-	-
-	-	-	-	-	-	-	-	-	-
-	-	784,913.60	784,913.60	176,077.10	176,077.10	-	-	-	608,836.50
-	-	-	-	-	-	-	-	-	-
-	-	-	-	-	-	-	-	-	-
-	-	-	-	-	-	-	-	-	-
-	-	-	-	-	-	-	-	-	-
-	-	1,204.75	1,204.75	-	-	-	63,150.52	1,204.75	-
-	-	-	-	-	-	-	-	-	-
-	-	-	-	-	-	-	-	-	-
-	-	-	-	-	-	-	-	-	-
109,125.94	109,125.94	112,806.50	112,806.50	112,806.50	112,806.50	-	209,173.53	-	-
-	-	-	-	-	-	-	-	-	-
-	-	499,800.00	499,800.00	-	-	-	-	-	499,800.00
-	-	-	-	-	-	-	-	-	-
-	-	-	-	-	-	-	-	-	-
-	-	-	-	-	-	-	-	-	-
-	-	-	-	-	-	-	-	-	-
-	-	-	-	-	-	-	-	-	-
-	-	-	-	-	-	-	-	-	-
-	-	-	-	-	-	-	-	-	-
-	-	-	-	-	-	-	-	-	-
-	-	-	-	-	-	-	18,009.86	-	-

Current Year Appropriations  
 Supplemental Appropriations  
 Continuing Appropriations

OBLIGATION (Sub-Allotment)		TOTAL OBLIGATION		CURRENT YEAR DISBURSEMENTS		BALANCES			
1st Qtr ending March 31	TOTAL (SUB-ALLOTMENT)	1st Qtr ending March 31	TOTAL	1st Qtr ending March 31	TOTAL	Unreleased Appropriation	Unobligated Allotment	UNPAID OBLIGATION	
		11	15=(11+12+13+14)	16	20=(16+17+18+19)	21=(5+6+7)	22=(10-15)	23	24
-	-	-	-	-	-	-	-	-	-
-	-	-	-	-	-	-	-	-	-
-	-	66,442.62	66,442.62	39,791.00	39,791.00	-	74,865.99	26,651.62	-
-	-	-	-	-	-	-	-	-	-
-	-	5,605,767.50	5,605,767.50	-	-	-	9,370,880.50	-	5,605,767.50
-	-	-	-	-	-	-	-	-	-
-	-	-	-	-	-	-	1,476,648.00	-	-
-	-	5,605,767.50	5,605,767.50	-	-	-	3,394,232.50	-	5,605,767.50
-	-	-	-	-	-	-	4,500,000.00	-	-
-	-	-	-	-	-	-	-	-	-
-	-	-	-	-	-	-	7,000,000.00	-	-
-	-	-	-	-	-	-	-	-	-
-	-	-	-	-	-	-	-	-	-
-	-	-	-	-	-	-	-	-	-
-	-	-	-	-	-	-	-	-	-
-	-	-	-	-	-	-	7,000,000.00	-	-
-	-	-	-	-	-	-	-	-	-
-	-	-	-	-	-	-	7,000,000.00	-	-
-	-	-	-	-	-	-	-	-	-
-	-	-	-	-	-	-	7,000,000.00	-	-
-	-	-	-	-	-	-	-	-	-
-	-	-	-	-	-	-	-	-	-
-	-	-	-	-	-	-	-	-	-
-	-	-	-	-	-	-	-	-	-
-	-	-	-	-	-	-	-	-	-
-	-	-	-	-	-	-	-	-	-
-	-	-	-	-	-	-	-	-	-
-	-	-	-	-	-	-	-	-	-
-	-	-	-	-	-	-	-	-	-
-	-	-	-	-	-	-	-	-	-
-	-	-	-	-	-	-	-	-	-
-	-	-	-	-	-	-	-	-	-
-	-	-	-	-	-	-	-	-	-
-	-	-	-	-	-	-	-	-	-
109,125.94	109,125.94	7,273,779.29	7,273,779.29	392,909.92	392,909.92	-	17,052,550.15	166,465.37	6,714,404.00
0	0	0	0	0	0	0	0	0	0
109,125.94	109,125.94	70,756,921.48	70,756,921.48	63,806,152.11	63,806,152.11	-	179,135,046.96	236,365.37	6,714,404.00

STATEMENT OF APPROPRIATIONS, ALLOTMENTS, OBLIGATIONS, DISBURSEMENTS AND BALANCES  
As of the Quarter Ending June 30, 2016

Department -HEALTH  
Agency-FOOD AND DRUG ADMINISTRATION  
Operating Unit  
Organization Code (UACS) 13001020001  
Funding Source Code (as clustered)101101

Current Year Appropriations  
Supplemental Appropriations  
Continuing Appropriations

PARTICULARS	UACS CODE	APPROPRIATION			ALLOTMENTS					Obligation (Regular Fund)		
		Authorized Appropriation	Adjustments (Transfer To/From, Realignment)	Adjusted Appropriations	Allotments Received	Adjustments (Withdrawal, Realignment)	(Transfer to)	Transfer from	Adjusted Total Allotments	1st Qtr ending March 31	2nd Qtr ending June 30	TOTAL (REGULAR FUND)
1	2	3	4	5=(3+4)	6	7	8	9	10=(6+7+8+9)			
<b>CURRENT APPROPRIATION</b>												
<b>SUMMARY</b>												
<b>A. AGENCY SPECIFIC BUDGET</b>		202,802,000.00	-	202,802,000.00	202,802,000.00	-	(6,750,374.00)	-	196,051,626.00	57,671,663.37	55,695,425.51	113,367,088.88
<b>Personnel Services</b>		202,202,000.00	-	202,202,000.00	202,202,000.00	-	(6,750,374.00)	-	195,451,626.00	57,671,663.37	55,695,425.51	113,367,088.88
Basic Salary- Civilian	50101010 01	144,319,000.00	-	144,319,000.00	144,319,000.00	-	(4,575,504.00)	-	139,743,496.00	37,680,758.98	37,057,450.53	74,738,209.51
Salaries and Wages - Casual/ Contractual	50101020 00	-	-	-	-	-	-	-	-	-	-	-
PERA-Civilian	50102010 01	11,280,000.00	-	11,280,000.00	11,280,000.00	-	(312,000.00)	-	10,968,000.00	2,699,903.68	2,859,233.43	5,759,137.11
Representation Allowance (RA)	50102020 00	864,000.00	-	864,000.00	864,000.00	-	-	-	864,000.00	713,500.00	718,714.28	1,432,214.28
Transportation Allowance (TA)	50102030 01	648,000.00	-	648,000.00	648,000.00	-	-	-	648,000.00	566,975.00	523,257.25	1,090,232.25
Clothing/Uniform Allowance- Civilian	50102040 01	2,350,000.00	-	2,350,000.00	2,350,000.00	-	(65,000.00)	-	2,285,000.00	2,390,000.00	30,000.00	2,420,000.00
Subsistence Allowance- Magna Carta Benefits for Public Health Workers	50102050 03	8,460,000.00	-	8,460,000.00	8,460,000.00	-	(171,600.00)	-	8,288,400.00	977,500.00	1,353,750.00	2,331,250.00
Laundry Allowance- Magna Carta Benefits for Public Health Workers und	50102060 04	846,000.00	-	846,000.00	846,000.00	-	(23,400.00)	-	822,600.00	150,982.10	201,313.97	352,296.07
Quarters Allowance- Magna Carta Benefits for Public Health Workers und	50102070 04	-	-	-	-	-	-	-	-	-	-	-
Productivity Incentive Allowance- Civilian	50102080 01	-	-	-	-	-	-	-	-	-	-	-
Overseas Allowance-Civilian	50102090 01	-	-	-	-	-	-	-	-	-	-	-
Honoraria- Civilian	50102100 01	-	-	-	-	-	-	-	-	-	-	-
HP- Magna Carta Benefits for Public Health Workers under R.A. 7305	50102110 05	8,910,000.00	-	8,910,000.00	8,910,000.00	-	(1,071,528.00)	-	7,838,472.00	8,404,215.72	8,577,884.31	16,982,100.03
Longevity Pay- Magna Carta Benefits for Public Health Workers under R	50102120 04	4,559,000.00	-	4,559,000.00	4,559,000.00	-	-	-	4,559,000.00	3,353,457.87	3,555,231.00	6,908,688.87
Overtime Pay	50102130 01	-	-	-	-	-	-	-	-	-	-	-
Night-shift Differential Pay	50102130 02	-	-	-	-	-	-	-	-	-	-	-
Bonus- Civilian	50102140 01	12,027,000.00	-	12,027,000.00	12,027,000.00	-	(381,292.00)	-	11,645,708.00	-	-	-
Cash Gift- Civilian	50102150 01	2,350,000.00	-	2,350,000.00	2,350,000.00	-	(65,000.00)	-	2,285,000.00	-	-	-
Per Diems- Civilian	50102990 01	-	-	-	-	-	-	-	-	-	-	-
Collective Negotiation Agreement	50102990 11	-	-	-	-	-	-	-	-	-	-	-
Productivity Enhancement Incentive- Civilian	50102990 12	2,350,000.00	-	2,350,000.00	2,350,000.00	-	-	-	2,350,000.00	-	-	-
Performance Based Bonus- Civilian	50102990 14	-	-	-	-	-	-	-	-	-	-	-
Retirement and Life Insurance Premiums	50103010 00	-	-	-	-	-	-	-	-	-	-	-
Pag-ibig- Civilian	50103020 01	564,000.00	-	564,000.00	564,000.00	-	(15,600.00)	-	548,400.00	146,400.00	144,700.00	291,100.00
Philhealth- Civilian	50103030 01	1,514,000.00	-	1,514,000.00	1,514,000.00	-	(53,850.00)	-	1,460,150.00	290,012.50	446,800.00	736,812.50
EPIP- Civilian	50103040 01	563,000.00	-	563,000.00	563,000.00	-	(15,600.00)	-	547,400.00	62,957.52	177,090.74	240,048.26
Lump-sum for Equivalent Record Form	50104990 04	-	-	-	-	-	-	-	-	-	-	-
Lump-sum for Compensation Adjustment	50104990 06	237,000.00	-	237,000.00	237,000.00	-	-	-	237,000.00	-	-	-
Lump-sum for Filling of Positions	50104990 07	-	-	-	-	-	-	-	-	-	-	-
Lump-sum for NBC No. 308	50104990 08	-	-	-	-	-	-	-	-	-	-	-
Lump-sum for Personnel Services	50104990 09	-	-	-	-	-	-	-	-	-	-	-
Lump-sum for Step Increments- Length of Service	50104990 10	361,000.00	-	361,000.00	361,000.00	-	-	-	361,000.00	-	-	-
Lump-sum for Step Increments- Meritous performance	50104990 11	-	-	-	-	-	-	-	-	-	-	-
Other Lump-sum	50104990 12	-	-	-	-	-	-	-	-	35,000.00	50,000.00	85,000.00
Other Personnel Benefits	50104990 99	-	-	-	-	-	-	-	-	-	-	-
<b>Maintenance &amp; Other Operating Expenses</b>		600,000.00	-	600,000.00	600,000.00	-	-	-	600,000.00	-	-	-
Other Professional Services	50211990 00	600,000.00	-	600,000.00	600,000.00	-	-	-	600,000.00	-	-	-
<b>Capital Outlays</b>		-	-	-	-	-	-	-	-	-	-	-
<b>B. AUTOMATIC APPROPRIATIONS</b>		18,463,000.00	-	18,463,000.00	18,463,000.00	-	(549,061.00)	-	17,913,939.00	1,914,345.40	5,750,902.51	7,665,247.91
Retirement and Life Insurance Premium		18,463,000.00	-	18,463,000.00	18,463,000.00	-	(549,061.00)	-	17,913,939.00	1,914,345.40	5,750,902.51	7,665,247.91
Personnel Services		18,463,000.00	-	18,463,000.00	18,463,000.00	-	(549,061.00)	-	17,913,939.00	1,914,345.40	5,750,902.51	7,665,247.91
Retirement and Life Insurance Premiums	50103010 00	18,463,000.00	-	18,463,000.00	18,463,000.00	-	(549,061.00)	-	17,913,939.00	1,914,345.40	5,750,902.51	7,665,247.91





STATEMENT OF APPROPRIATIONS, ALLOTMENTS, OBLIGATIONS, DISBURSEMENTS AND BALANCES  
As of the Quarter Ending June 30, 2016

Department -HEALTH  
Agency-FOOD AND DRUG ADMINISTRATION  
Operating Unit  
Organization Code (UACS) 13001020001  
Funding Source Code (as clustered)101101

Current Year Appropriations  
Supplemental Appropriations  
Continuing Appropriations

PARTICULARS	UACS CODE	APPROPRIATION			ALLOTMENTS					Obligation (Regular Fund)		
		Authorized Appropriation	Adjustments (Transfer To/From, Realignment)	Adjusted Appropriations	Allotments Received	Adjustments (Withdrawal, Realignment)	(Transfer to)	Transfer from	Adjusted Total Allotments	1st Qtr ending March 31	2nd Qtr ending June 30	TOTAL (REGULAR FUND)
1	2	3	4	5=(3+4)	6	7	8	9	10=(6+7+8+9)			
RM - Other Machinery and Equipment	50213050 99	418,009.86	(400,000.00)	18,009.86	418,009.86	(400,000.00)			18,009.86			-
RM - Motor Vehicles	50213060 01			-					-			-
Printing and Publication Expenses	50299020 00			-					-			-
Representation Expenses	50299030 00	141,308.61	(20,000.00)	121,308.61	141,308.61	(20,000.00)			121,308.61	66,442.62	-	66,442.62
<b>Capital Outlays</b>		<b>14,976,648.00</b>	<b>-</b>	<b>14,976,648.00</b>	<b>14,976,648.00</b>	<b>-</b>	<b>-</b>	<b>-</b>	<b>14,976,648.00</b>	<b>5,605,767.50</b>	<b>4,083,780.00</b>	<b>9,689,547.50</b>
Machinery	50604050 01			-					-			-
Office Equipment	50604050 02	1,476,648.00		1,476,648.00	1,476,648.00				1,476,648.00			-
Information and Communication Technology Equipment	50604050 03	9,000,000.00		9,000,000.00	9,000,000.00				9,000,000.00	5,605,767.50	678,000.00	6,283,767.50
Furniture and Fixtures	50604070 01	4,500,000.00		4,500,000.00	4,500,000.00				4,500,000.00		3,405,780.00	3,405,780.00
Books	50604070 02			-					-			-
<b>B. SPECIAL PURPOSE FUNDS</b>		<b>7,000,000.00</b>	<b>-</b>	<b>7,000,000.00</b>	<b>7,000,000.00</b>	<b>-</b>	<b>-</b>	<b>-</b>	<b>7,000,000.00</b>	<b>-</b>	<b>-</b>	<b>-</b>
International Commitment Fund				-					-			-
Maintenance & Other Operating Expenses				-					-			-
Capital Outlays				-					-			-
E-Government Fund		7,000,000.00		7,000,000.00	7,000,000.00				7,000,000.00			-
Maintenance & Other Operating Expenses				-					-			-
Capital Outlays		7,000,000.00		7,000,000.00	7,000,000.00				7,000,000.00			-
Machinery	50604050 01			-					-			-
Office Equipment	50604050 02			-					-			-
Information and Communication Technology Equipment	50604050 03	7,000,000.00		7,000,000.00	7,000,000.00				7,000,000.00			-
Contingent Fund				-					-			-
Maintenance & Other Operating Expenses				-					-			-
Capital Outlays				-					-			-
Other SPF (Specify the Funding Source)				-					-			-
Maintenance & Other Operating Expenses				-					-			-
Capital Outlays				-					-			-
<b>TOTAL - CONTINUING APPROPRIATION</b>		<b>24,004,349.41</b>	<b>-</b>	<b>24,004,349.41</b>	<b>24,004,349.41</b>	<b>-</b>	<b>-</b>	<b>321,980.03</b>	<b>24,326,329.44</b>	<b>7,164,653.35</b>	<b>4,144,512.00</b>	<b>11,309,165.35</b>
<b>GRAND TOTAL (CURRENT+CONAP)</b>		<b>270,659,235.41</b>	<b>-</b>	<b>270,659,235.41</b>	<b>270,659,235.41</b>	<b>-</b>	<b>(7,745,286.00)</b>	<b>321,980.03</b>	<b>263,235,929.44</b>	<b>70,647,795.54</b>	<b>82,709,561.46</b>	<b>153,357,357.00</b>


Certified Correct:

  
RODERICK C. MATEO  
OIC-Budget and Management Division

Certified Correct:

  
MARIA VICTORIA F. CALZADO  
OIC-Accounting Division

Approved By:

  
MARIA LOURDES C. SANTIAGO, MSE, MM  
OIC-Director General

Current Year Appropriations  
 Supplemental Appropriations  
 Continuing Appropriations

OBLIGATION (Sub-Allotment)			TOTAL OBLIGATION			CURRENT YEAR DISBURSEMENTS			BALANCES			
1st Qtr ending March 31	2nd Qtr ending June 30	TOTAL (SUB-ALLOTMENT)	1st Qtr ending March 31	2nd Qtr ending June 30	TOTAL	1st Qtr ending March 31	2nd Qtr ending June 30	TOTAL	Unreleased Appropriation	Unobligated Allotment	UNPAID OBLIGATION	
			11	12	15=(11+12+13+14)	16	17	20=(16+17+18+19)	21=(5-(6+7))	22=(10-15)	23	24
-	-	-	57,671,663.37	55,695,425.51	113,367,088.88	57,601,763.37	55,667,870.14	113,269,633.51	-	82,684,537.12	97,455.37	-
-	-	-	57,671,663.37	55,695,425.51	113,367,088.88	57,601,763.37	55,667,870.14	113,269,633.51	-	82,084,537.12	97,455.37	-
-	-	-	37,680,758.98	37,057,450.53	74,738,209.51	37,680,758.98	37,012,872.47	74,693,631.45	-	65,005,286.49	44,578.06	-
-	-	-	-	-	-	-	-	-	-	-	-	-
-	-	-	2,899,903.68	2,859,233.43	5,759,137.11	2,899,903.68	2,857,297.95	5,757,201.63	-	5,208,862.89	1,935.48	-
-	-	-	713,500.00	718,714.28	1,432,214.28	713,500.00	718,714.28	1,432,214.28	-	(568,214.28)	-	-
-	-	-	566,975.00	523,257.25	1,090,232.25	566,975.00	523,257.25	1,090,232.25	-	(442,232.25)	-	-
-	-	-	2,390,000.00	30,000.00	2,420,000.00	2,370,000.00	50,000.00	2,420,000.00	-	(135,000.00)	-	-
-	-	-	977,500.00	1,353,750.00	2,331,250.00	976,550.00	1,354,050.00	2,330,600.00	-	5,957,150.00	650.00	-
-	-	-	150,982.10	201,313.97	352,296.07	150,832.10	201,375.34	352,207.44	-	470,303.93	88.63	-
-	-	-	-	-	-	-	-	-	-	-	-	-
-	-	-	-	-	-	-	-	-	-	-	-	-
-	-	-	-	-	-	-	-	-	-	-	-	-
-	-	-	8,404,215.72	8,577,884.31	16,982,100.03	8,404,215.72	8,575,681.11	16,979,896.83	-	(9,143,628.03)	2,203.20	-
-	-	-	3,353,457.87	3,555,231.00	6,908,688.87	3,353,457.87	3,555,231.00	6,908,688.87	-	(2,349,688.87)	-	-
-	-	-	-	-	-	-	-	-	-	-	-	-
-	-	-	-	-	-	-	-	-	-	11,645,708.00	-	-
-	-	-	-	-	-	-	-	-	-	2,285,000.00	-	-
-	-	-	-	-	-	-	-	-	-	-	-	-
-	-	-	-	-	-	-	-	-	-	2,350,000.00	-	-
-	-	-	-	-	-	-	-	-	-	-	-	-
-	-	-	-	-	-	-	-	-	-	-	-	-
-	-	-	146,400.00	144,700.00	291,100.00	97,600.00	145,500.00	243,100.00	-	257,300.00	48,000.00	-
-	-	-	290,012.50	446,800.00	736,812.50	290,012.50	446,800.00	736,812.50	-	723,337.50	-	-
-	-	-	62,957.52	177,090.74	240,048.26	62,957.52	177,090.74	240,048.26	-	307,351.74	-	-
-	-	-	-	-	-	-	-	-	-	-	-	-
-	-	-	-	-	-	-	-	-	-	237,000.00	-	-
-	-	-	-	-	-	-	-	-	-	-	-	-
-	-	-	-	-	-	-	-	-	-	-	-	-
-	-	-	-	-	-	-	-	-	-	361,000.00	-	-
-	-	-	-	-	-	-	-	-	-	-	-	-
-	-	-	35,000.00	50,000.00	85,000.00	35,000.00	50,000.00	85,000.00	-	(85,000.00)	-	-
-	-	-	-	-	-	-	-	-	-	-	-	-
-	-	-	-	-	-	-	-	-	-	600,000.00	-	-
-	-	-	-	-	-	-	-	-	-	600,000.00	-	-
-	-	-	-	-	-	-	-	-	-	-	-	-
-	-	-	-	-	-	-	-	-	-	-	-	-
-	-	-	1,914,345.40	5,750,902.51	7,665,247.91	1,914,345.40	5,750,902.51	7,665,247.91	-	10,248,691.09	-	-
-	-	-	1,914,345.40	5,750,902.51	7,665,247.91	1,914,345.40	5,750,902.51	7,665,247.91	-	10,248,691.09	-	-
-	-	-	1,914,345.40	5,750,902.51	7,665,247.91	1,914,345.40	5,750,902.51	7,665,247.91	-	10,248,691.09	-	-
-	-	-	1,914,345.40	5,750,902.51	7,665,247.91	1,914,345.40	5,750,902.51	7,665,247.91	-	10,248,691.09	-	-





STATEMENT OF APPROPRIATIONS, ALLOTMENTS, OBLIGATIONS, DISBURSEMENTS AND BALANCES  
As of the Quarter Ending September 30, 2016

Department - HEALTH  
Agency-FOOD AND DRUG ADMINISTRATION  
Operating Unit  
Organization Code (UACS) 13001020001  
Funding Source Code (as clustered)101101

Current Year Appropriations  
Supplemental Appropriations  
Continuing Appropriations



PARTICULARS	UACS CODE	APPROPRIATION			ALLOTMENTS				Obligation (Regular Fund)				1st Qtr ending March 31
		Authorized	Appropriation	Adjusted Appropriations	Allotments Received	(Transfer to)	Transfer from	Adjusted Total Allotments	1st Qtr ending March 31	2nd Qtr ending June 30	3rd Qtr ending Sept. 30	TOTAL (REGULAR FUND)	
		3	5	5=(3+4)	6	8	9	10=(6+7+8+9)					
<b>CURRENT APPROPRIATION</b>													
<b>SUMMARY</b>													
<b>A. AGENCY SPECIFIC BUDGET</b>			203,302,000.00	203,302,000.00	203,302,000.00	(6,750,374.00)	-	196,551,626.00	57,671,663.37	55,695,425.51	55,541,321.96	168,908,410.84	-
<b>Personnel Services</b>			202,202,000.00	202,202,000.00	202,202,000.00	(6,750,374.00)	-	195,451,626.00	57,671,663.37	55,695,425.51	55,541,321.96	168,908,410.84	-
Basic Salary- Civilian	50101010 01		144,319,000.00	144,319,000.00	144,319,000.00	(4,575,504.00)		139,743,496.00	37,680,758.98	37,057,450.53	35,945,334.42	110,683,543.93	
Salaries and Wages - Casual/ Contractual	50101020 00		-	-	-	-		-	-	-	-	-	
PERA-Civilian	50102010 01		11,280,000.00	11,280,000.00	11,280,000.00	(312,000.00)		10,968,000.00	2,899,903.68	2,859,233.43	2,800,947.55	8,560,084.66	
Representation Allowance (RA)	50102020 00		864,000.00	864,000.00	864,000.00	-		864,000.00	713,500.00	718,714.28	710,000.00	2,142,214.28	
Transportation Allowance (TA)	50102030 01		648,000.00	648,000.00	648,000.00	-		648,000.00	566,975.00	523,257.25	521,848.51	1,612,080.76	
Clothing/Uniform Allowance- Civilian	50102040 01		2,350,000.00	2,350,000.00	2,350,000.00	(65,000.00)		2,285,000.00	2,390,000.00	30,000.00	-	2,420,000.00	
Subsistence Allowance- Magna Carta Benefits for Public Health Worker	50102050 03		8,460,000.00	8,460,000.00	8,460,000.00	(171,600.00)		8,288,400.00	977,500.00	1,353,750.00	1,458,100.00	3,789,350.00	
Laundry Allowance- Magna Carta Benefits for Public Health Workers un	50102060 04		846,000.00	846,000.00	846,000.00	(23,400.00)		822,600.00	150,982.10	201,313.97	199,898.89	552,194.96	
Quarters Allowance- Magna Carta Benefits for Public Health Workers ur	50102070 04		-	-	-	-		-	-	-	-	-	
Productivity Incentive Allowance- Civilian	50102080 01		-	-	-	-		-	-	-	-	-	
Overseas Allowance-Civilian	50102090 01		-	-	-	-		-	-	-	-	-	
Honoraria- Civilian	50102100 01		-	-	-	-		-	-	-	-	-	
HP- Magna Carta Benefits for Public Health Workers under R.A. 7305	50102110 05		8,910,000.00	8,910,000.00	8,910,000.00	(1,071,528.00)		7,838,472.00	8,404,215.72	8,577,884.31	9,419,433.36	26,401,533.39	
Longevity Pay- Magna Carta Benefits for Public Health Workers under F	50102120 04		4,559,000.00	4,559,000.00	4,559,000.00	-		4,559,000.00	3,353,457.87	3,555,231.00	3,662,665.70	10,571,354.57	
Overtime Pay	50102130 01		-	-	-	-		-	-	-	-	-	
Night-shift Differential Pay	50102130 02		-	-	-	-		-	-	-	-	-	
Bonus- Civilian	50102140 01		12,027,000.00	12,027,000.00	12,027,000.00	(381,292.00)		11,645,708.00	-	-	-	-	
Cash Gift- Civilian	50102150 01		2,350,000.00	2,350,000.00	2,350,000.00	(65,000.00)		2,285,000.00	-	-	-	-	
Per Diems- Civilian	50102290 01		-	-	-	-		-	-	-	-	-	
Collective Negotiation Agreement	50102990 11		-	-	-	-		-	-	-	-	-	
Productivity Enhancement Incentive- Civilian	50102990 12		2,350,000.00	2,350,000.00	2,350,000.00	-		2,350,000.00	-	-	-	-	
Performance Based Bonus- Civilian	50102990 14		-	-	-	-		-	-	-	-	-	
Retirement and Life Insurance Premiums	50103010 00		-	-	-	-		-	-	-	-	-	
Pag-ibig- Civilian	50103020 01		564,000.00	564,000.00	564,000.00	(15,600.00)		548,400.00	146,400.00	144,700.00	142,300.00	433,400.00	
Philhealth- Civilian	50103030 01		1,514,000.00	1,514,000.00	1,514,000.00	(53,850.00)		1,460,150.00	290,012.50	446,800.00	446,012.50	1,182,825.00	
ECIP- Civilian	50103040 01		563,000.00	563,000.00	563,000.00	(15,600.00)		547,400.00	62,957.52	177,090.74	140,899.66	380,947.92	
Lump-sum for Equivalent Record Form	50104990 04		-	-	-	-		-	-	-	-	-	
Lump-sum for Compensation Adjustment	50104990 06		237,000.00	237,000.00	237,000.00	-		237,000.00	-	-	-	-	
Lump-sum for Filling of Positions	50104990 07		-	-	-	-		-	-	-	-	-	
Lump-sum for NBC No. 308	50104990 08		-	-	-	-		-	-	-	-	-	
Lump-sum for Personnel Services	50104990 09		-	-	-	-		-	-	-	-	-	
Lump-sum for Step Increments- Length of Service	50104990 10		361,000.00	361,000.00	361,000.00	-		361,000.00	-	-	-	-	
Lump-sum for Step Increments- Meritous performance	50104990 11		-	-	-	-		-	-	-	-	-	
Other Lump-sum	50104990 12		-	-	-	-		-	-	-	-	-	
Other Personnel Benefits	50104990 99		-	-	-	-		-	35,000.00	50,000.00	93,881.37	178,881.37	
<b>Maintenance &amp; Other Operating Expenses</b>			1,100,000.00	1,100,000.00	1,100,000.00	-		1,100,000.00	-	-	-	-	
Medical, Dental and Laboratory Supplies Expenses	50203080 00		500,000.00	500,000.00	500,000.00	-		500,000.00	-	-	-	-	
Other Professional Services	50211990 00		600,000.00	600,000.00	600,000.00	-		600,000.00	-	-	-	-	
<b>Capital Outlays</b>			-	-	-	-		-	-	-	-	-	
<b>B. AUTOMATIC APPROPRIATIONS</b>			18,463,000.00	18,463,000.00	18,463,000.00	(549,061.00)		17,913,939.00	1,914,345.40	5,750,902.51	5,060,431.38	12,725,679.29	
<b>Retirement and Life Insurance Premium</b>			18,463,000.00	18,463,000.00	18,463,000.00	(549,061.00)		17,913,939.00	1,914,345.40	5,750,902.51	5,060,431.38	12,725,679.29	
<b>Personnel Services</b>			18,463,000.00	18,463,000.00	18,463,000.00	(549,061.00)		17,913,939.00	1,914,345.40	5,750,902.51	5,060,431.38	12,725,679.29	
Retirement and Life Insurance Premiums	50103010 00		18,463,000.00	18,463,000.00	18,463,000.00	(549,061.00)		17,913,939.00	1,914,345.40	5,750,902.51	5,060,431.38	12,725,679.29	

STATEMENT OF APPROPRIATIONS, ALLOTMENTS, OBLIGATIONS, DISBURSEMENTS AND BALANCES  
As of the Quarter Ending September 30, 2016

FAR 1-A

Department -HEALTH  
Agency-FOOD AND DRUG ADMINISTRATION  
Operating Unit  
Organization Code (UACS) 13001020001  
Funding Source Code (as clustered)101101

Current Year Appropriations  
Supplemental Appropriations  
Continuing Appropriations

PARTICULARS	UACS CODE	APPROPRIATION			ALLOTMENTS				Obligation (Regular Fund)				1st Qtr ending March 31		
		Authorized	Appropriation	Adjusted Appropriations	Allotments Received	(Transfer to)	Transfer from	Adjusted Total Allotments	1st Qtr ending March 31	2nd Qtr ending June 30	3rd Qtr ending Sept. 30	TOTAL (REGULAR FUND)			
		1	2	3	5=(3+4)	6	8	9	10=(6+7+8+9)						
Other Automatic Appropriation (Specify the Funding Source)															
<b>C. SPECIAL PURPOSE FUNDS</b>			26,797,698.00	26,797,698.00	26,797,706.00	(445,851.00)	-	26,351,855.00	3,897,133.42	17,118,721.44	4,465,910.38	25,481,765.24	-		
Miscellaneous Personnel Benefits Fund			23,168,000.00	23,168,000.00	23,168,000.00	(445,851.00)	-	22,722,149.00	2,649,386.00	16,178,357.01	3,058,091.01	21,885,834.02	-		
Personnel Services			23,168,000.00	23,168,000.00	23,168,000.00	(445,851.00)	-	22,722,149.00	2,649,386.00	16,178,357.01	3,058,091.01	21,885,834.02	-		
Basic Salary- Civilian	50101010 01		10,386,000.00	10,386,000.00	10,386,000.00			10,386,000.00	2,649,386.00	2,781,573.01	3,043,571.01	8,474,530.02	-		
Salaries and Wages - Casual/ Contractual	50101020 00												-		
Bonus- Civilian	50102140 01		12,782,000.00	12,782,000.00	12,782,000.00	(445,851.00)		12,336,149.00		13,396,784.00	14,520.00	13,411,304.00	-		
Pension and Gratuity Fund			3,629,698.00	3,629,698.00	3,629,706.00	-	-	3,629,706.00	1,247,747.42	940,364.43	1,407,819.37	3,595,931.22	-		
Personnel Services			3,629,698.00	3,629,698.00	3,629,706.00	-	-	3,629,706.00	1,247,747.42	940,364.43	1,407,819.37	3,595,931.22	-		
Pension Benefits- Civilian	50104010 01												-		
Retirement and Graduity- Civilian	50104020 01												-		
Terminal Leave Benefits- Civilian	50104030 01		3,629,698.00	3,629,698.00	3,629,706.00			3,629,706.00	1,247,747.42	940,364.43	1,407,819.37	3,595,931.22	-		
International Commitment Fund													-		
Maintenance & Other Operating Expenses													-		
<b>GRAND TOTAL - CURRENT APPROPRIATION</b>			<b>248,562,698.00</b>	<b>248,562,698.00</b>	<b>248,562,706.00</b>	<b>(7,745,286.00)</b>	<b>-</b>	<b>240,817,420.00</b>	<b>63,483,142.19</b>	<b>78,565,049.46</b>	<b>65,067,663.72</b>	<b>207,115,855.37</b>	<b>-</b>		
					0			0				0			
<b>CONTINUING APPROPRIATION</b>					0			0				0			
<b>SUMMARY</b>															
A. AGENCY SPECIFIC BUDGET			17,004,349.41	17,004,349.41	17,004,349.41	-	321,980.03	17,326,329.44	7,164,653.35	4,144,512.00	203,007.96	11,512,173.31	109,125.94		
Maintenance & Other Operating Expenses			2,027,701.41	2,027,701.41	2,027,701.41	-	321,980.03	2,349,681.44	1,558,885.85	60,732.00	181,047.96	1,800,665.81	109,125.94		
Travel Expenses-Local	50201010 00		172,957.36	172,957.36	172,957.36			172,957.36	123,327.32	60,732.00	-	184,059.32	-		
Travel Expenses-Foreign	50201020 00										9,331.76	9,331.76	-		
Training Expenses	50202010 02		427,203.18	197,351.71	427,203.18			197,351.71	79,517.00	-	70,916.20	150,433.20	-		
Scholarship Grants/ Expenses	50202020 00		72,000.00	72,000.00	72,000.00			72,000.00					-		
Office Supplies Expenses	50203010 02												-		
Drugs and Medicines Expenses	50203070 00												-		
Medical, Dental and Laboratory Supplies Expenses	50203080 00		654,862.13	784,913.60	654,862.13			784,913.60	784,913.60	-		784,913.60	-		
Fuel, Oil and Lubricants Expenses	50203090 00												-		
Agricultural Supplies Expenses	50203100 00												-		
Textbooks and Instructional Materials Expenses	50203110 01												-		
Other Supplies and Materials Expenses	50203990 00		64,355.27	64,355.27	64,355.27			64,355.27	1,204.75	-		1,204.75	-		
Water Expenses	50204010 00												-		
Electricity Expenses	50204020 00												-		
Consultancy Services	50211030 02												-		
Other Professional Services	50211990 00						321,980.03	321,980.03	3,680.56	-		3,680.56	109,125.94		
Environment/Sanitary Services	50212010 00												-		
RM - ICT Equipment	50213050 03			499,800.00				499,800.00	499,800.00	-		499,800.00	-		
RM - Other Machinery and Equipment	50213050 99		418,009.86	18,009.86	418,009.86			18,009.86					-		
Representation Expenses	50299030 00		141,308.61	121,308.61	141,308.61			121,308.61	66,442.62	-		66,442.62	-		
Rent- Motor Vehicles	50299050 03										100,800.00	100,800.00	-		
Capital Outlays			14,976,648.00	14,976,648.00	14,976,648.00	-	-	14,976,648.00	5,605,767.50	4,083,780.00	21,960.00	9,711,507.50	-		
Office Equipment	50604050 02		1,476,648.00	1,476,648.00	1,476,648.00			1,476,648.00			21,960.00	21,960.00	-		

STATEMENT OF APPROPRIATIONS, ALLOTMENTS, OBLIGATIONS, DISBURSEMENTS AND BALANCES  
As of the Quarter Ending September 30, 2016

FAR 1-A

Department -HEALTH  
Agency-FOOD AND DRUG ADMINISTRATION  
Operating Unit  
Organization Code (UACS) 13001020001  
Funding Source Code (as clustered)101101

Current Year Appropriations  
Supplemental Appropriations  
Continuing Appropriations



PARTICULARS	UACS CODE	APPROPRIATION			ALLOTMENTS				Obligation (Regular Fund)				1st Qtr ending March 31
		Authorized	Appropriation	Adjusted Appropriations	Allotments Received	(Transfer to)	Transfer from	Adjusted Total Allotments	1st Qtr ending March 31	2nd Qtr ending June 30	3rd Qtr ending Sept. 30	TOTAL (REGULAR FUND)	
		3		5=(3+4)	6	8	9	10=(6+7+8+9)					
Information and Communication Technology Equipment	50604050 03	9,000,000.00	9,000,000.00	9,000,000.00	9,000,000.00			9,000,000.00	5,605,767.50	678,000.00		6,283,767.50	
Furniture and Fixtures	50604070 01	4,500,000.00	4,500,000.00	4,500,000.00	4,500,000.00			4,500,000.00		3,405,780.00		3,405,780.00	
Books	50604070 02												
<b>B. SPECIAL PURPOSE FUNDS</b>		7,000,000.00	7,000,000.00	7,000,000.00	7,000,000.00			7,000,000.00					
International Commitment Fund													
Maintenance & Other Operating Expenses													
Capital Outlays													
E-Government Fund		7,000,000.00	7,000,000.00	7,000,000.00	7,000,000.00			7,000,000.00					
Maintenance & Other Operating Expenses													
Capital Outlays		7,000,000.00	7,000,000.00	7,000,000.00	7,000,000.00			7,000,000.00					
Machinery	50604050 01												
Office Equipment	50604050 02												
Information and Communication Technology Equipment	50604050 03	7,000,000.00	7,000,000.00	7,000,000.00	7,000,000.00			7,000,000.00					
Contingent Fund													
Maintenance & Other Operating Expenses													
Capital Outlays													
Other SPF (Specify the Funding Source)													
Maintenance & Other Operating Expenses													
Capital Outlays													
<b>TOTAL - CONTINUING APPROPRIATION</b>		24,004,349.41	24,004,349.41	24,004,349.41	24,004,349.41		321,980.03	24,326,329.44	7,184,653.35	4,144,512.00	203,007.96	11,512,173.31	109,125.94
<b>GRAND TOTAL (CURRENT+CONAP)</b>		272,567,047.41	272,567,047.41	272,567,055.41	272,567,055.41	(7,745,286.00)	321,980.03	265,143,749.44	70,647,795.54	82,709,561.46	65,270,671.68	218,628,028.68	109,125.94

Certified Correct:

**RODERICK C. MATEO**  
Head, Budget and Management Division

Certified Correct:

**MA. VICTORIA F. CALZADO**  
Head, Accounting Division

Recommending Approval:

**ATTY. RONALD R. DE VEYRA, MBA, CESO VI**  
Deputy Director General for Internal Management

Approved By:

**NELA CHARADE S. PUNO, RPh**  
Director General

Current Year Appropriations  
 Supplemental Appropriations  
 Continuing Appropriations

OBLIGATION (Sub-Allotment)			TOTAL OBLIGATION				CURRENT YEAR DISBURSEMENTS				BALANCES			
2nd Qtr ending June 30	3rd Qtr ending Sept. 30	TOTAL (SUB-ALLOTMENT)	1st Qtr ending March 31	2nd Qtr ending June 30	3rd Qtr ending Sept. 30	TOTAL	1st Qtr ending March 31	2nd Qtr ending June 30	3rd Qtr ending Sept. 30	TOTAL	Unreleased Appropriation	Unobligated Allotment	UNPAID OBLIGATION	
			11	12	13	15=(11+12+13+14)	16	17	18	20=(16+17+18+19)	21=(5-(6+7))	22=(10-15)	23	24
-	35,577.47	35,577.47	57,671,663.37	55,695,425.51	55,576,899.43	168,943,988.31	57,601,763.37	55,667,870.14	48,872,680.03	162,142,313.54	-	27,607,637.69	6,801,674.77	-
-	-	-	57,671,663.37	55,695,425.51	55,541,321.96	168,908,410.84	57,601,763.37	55,667,870.14	48,839,469.77	162,109,103.28	-	26,543,215.16	6,799,307.56	-
-	-	-	37,680,758.98	37,057,450.53	35,945,334.42	110,683,543.93	37,680,758.98	37,012,872.47	30,650,774.26	105,344,405.71	-	29,059,952.07	5,339,138.22	-
-	-	-	-	-	-	-	-	-	-	-	-	-	-	-
-	-	-	2,899,903.68	2,859,233.43	2,800,947.55	8,560,084.66	2,899,903.68	2,857,297.95	2,795,012.07	8,552,213.70	-	2,407,915.34	7,870.96	-
-	-	-	713,500.00	718,714.28	710,000.00	2,142,214.28	713,500.00	718,714.28	710,000.00	2,142,214.28	-	(1,278,214.28)	-	-
-	-	-	566,975.00	523,257.25	521,848.51	1,612,080.76	566,975.00	523,257.25	521,848.51	1,612,080.76	-	(964,080.76)	-	-
-	-	-	2,390,000.00	30,000.00	-	2,420,000.00	2,370,000.00	50,000.00	-	2,420,000.00	-	(135,000.00)	-	-
-	-	-	977,500.00	1,353,750.00	1,458,100.00	3,789,350.00	976,550.00	1,354,050.00	1,456,000.00	3,786,600.00	-	4,499,050.00	2,750.00	-
-	-	-	150,982.10	201,313.97	199,898.89	552,194.96	150,832.10	201,375.34	199,612.87	551,820.31	-	270,405.04	374.65	-
-	-	-	-	-	-	-	-	-	-	-	-	-	-	-
-	-	-	-	-	-	-	-	-	-	-	-	-	-	-
-	-	-	-	-	-	-	-	-	-	-	-	-	-	-
-	-	-	8,404,215.72	8,577,884.31	9,419,433.36	26,401,533.39	8,404,215.72	8,575,681.11	8,781,742.50	25,761,639.33	-	(18,563,061.39)	639,894.06	-
-	-	-	3,353,457.87	3,555,231.00	3,662,665.70	10,571,354.57	3,353,457.87	3,555,231.00	2,920,786.03	9,829,474.90	-	(6,012,354.57)	741,879.67	-
-	-	-	-	-	-	-	-	-	-	-	-	-	-	-
-	-	-	-	-	-	-	-	-	-	-	-	11,645,708.00	-	-
-	-	-	-	-	-	-	-	-	-	-	-	2,285,000.00	-	-
-	-	-	-	-	-	-	-	-	-	-	-	-	-	-
-	-	-	-	-	-	-	-	-	-	-	-	2,350,000.00	-	-
-	-	-	-	-	-	-	-	-	-	-	-	-	-	-
-	-	-	146,400.00	144,700.00	142,300.00	433,400.00	97,600.00	145,500.00	142,900.00	386,000.00	-	115,000.00	47,400.00	-
-	-	-	290,012.50	446,800.00	446,012.50	1,182,825.00	290,012.50	446,800.00	446,012.50	1,182,825.00	-	277,325.00	-	-
-	-	-	62,957.52	177,090.74	140,899.66	380,947.92	62,957.52	177,090.74	140,899.66	380,947.92	-	166,452.08	-	-
-	-	-	-	-	-	-	-	-	-	-	-	-	-	-
-	-	-	-	-	-	-	-	-	-	-	-	237,000.00	-	-
-	-	-	-	-	-	-	-	-	-	-	-	-	-	-
-	-	-	-	-	-	-	-	-	-	-	-	-	-	-
-	-	-	-	-	-	-	-	-	-	-	-	361,000.00	-	-
-	-	-	-	-	-	-	-	-	-	-	-	-	-	-
-	-	-	-	-	-	-	-	-	-	-	-	-	-	-
-	-	-	35,000.00	50,000.00	93,881.37	178,881.37	35,000.00	50,000.00	73,881.37	158,881.37	-	(178,881.37)	20,000.00	-
-	-	-	-	-	-	-	-	-	-	-	-	-	-	-
-	35,577.47	35,577.47	-	-	35,577.47	35,577.47	-	-	33,210.26	33,210.26	-	1,064,422.53	2,367.21	-
-	-	-	-	-	-	-	-	-	-	-	-	500,000.00	-	-
-	35,577.47	35,577.47	-	-	35,577.47	35,577.47	-	-	33,210.26	33,210.26	-	564,422.53	2,367.21	-
-	-	-	-	-	-	-	-	-	-	-	-	-	-	-
-	-	-	1,914,345.40	5,750,902.51	5,060,431.38	12,725,679.29	1,914,345.40	5,750,902.51	3,502,951.88	11,168,199.79	-	5,188,259.71	1,557,479.50	-
-	-	-	1,914,345.40	5,750,902.51	5,060,431.38	12,725,679.29	1,914,345.40	5,750,902.51	3,502,951.88	11,168,199.79	-	5,188,259.71	1,557,479.50	-
-	-	-	1,914,345.40	5,750,902.51	5,060,431.38	12,725,679.29	1,914,345.40	5,750,902.51	3,502,951.88	11,168,199.79	-	5,188,259.71	1,557,479.50	-
-	-	-	1,914,345.40	5,750,902.51	5,060,431.38	12,725,679.29	1,914,345.40	5,750,902.51	3,502,951.88	11,168,199.79	-	5,188,259.71	1,557,479.50	-



Current Year Appropriations  
 Supplemental Appropriations  
 Continuing Appropriations

OBLIGATION (Sub-Allotment)			TOTAL OBLIGATION				CURRENT YEAR DISBURSEMENTS				BALANCES			
2nd Qtr ending June 30	3rd Qtr ending Sept. 30	TOTAL (SUB-ALLOTMENT)	1st Qtr ending March 31	2nd Qtr ending June 30	3rd Qtr ending Sept. 30	TOTAL	1st Qtr ending March 31	2nd Qtr ending June 30	3rd Qtr ending Sept. 30	TOTAL	Unreleased Appropriation	Unobligated Allotment	UNPAID OBLIGATION	
			11	12	13	15=(11+12+13+14)	16	17	18	20=(16+17+18+19)	21=(5-(6+7))	22=(10-15)	Due and Demandable	Not Yet Due and Demandable
													23	24
-	-	-	-	-	-	-	-	-	-	-	-	-	-	-
-	-	-	3,897,133.42	17,118,721.44	4,465,910.38	25,481,765.24	3,897,133.42	17,084,948.48	4,465,910.38	25,447,992.28	(8.00)	870,089.76	33,772.96	-
-	-	-	2,649,386.00	16,178,357.01	3,058,091.01	21,885,834.02	2,649,386.00	16,178,357.01	3,058,091.01	21,885,834.02	-	836,314.98	-	-
-	-	-	2,649,386.00	16,178,357.01	3,058,091.01	21,885,834.02	2,649,386.00	16,178,357.01	3,058,091.01	21,885,834.02	-	836,314.98	-	-
-	-	-	2,649,386.00	2,781,573.01	3,043,571.01	8,474,530.02	2,649,386.00	2,781,573.01	3,043,571.01	8,474,530.02	-	1,911,469.98	-	-
-	-	-	-	-	-	-	-	-	-	-	-	-	-	-
-	-	-	-	13,396,784.00	14,520.00	13,411,304.00	-	13,396,784.00	14,520.00	13,411,304.00	-	(1,075,155.00)	-	-
-	-	-	1,247,747.42	940,364.43	1,407,819.37	3,595,931.22	1,247,747.42	906,591.47	1,407,819.37	3,562,158.26	(8.00)	33,774.78	33,772.96	-
-	-	-	1,247,747.42	940,364.43	1,407,819.37	3,595,931.22	1,247,747.42	906,591.47	1,407,819.37	3,562,158.26	(8.00)	33,774.78	33,772.96	-
-	-	-	-	-	-	-	-	-	-	-	-	-	-	-
-	-	-	1,247,747.42	940,364.43	1,407,819.37	3,595,931.22	1,247,747.42	906,591.47	1,407,819.37	3,562,158.26	(8.00)	33,774.78	33,772.96	-
-	-	-	-	-	-	-	-	-	-	-	-	-	-	-
-	-	-	-	-	-	-	-	-	-	-	-	-	-	-
-	-	-	-	-	-	-	-	-	-	-	-	-	-	-
35,577.47	35,577.47	35,577.47	63,483,142.19	78,565,049.46	65,103,241.19	207,151,432.84	63,413,242.19	78,503,721.13	56,841,542.29	198,758,505.61	(8.00)	33,665,987.16	8,392,927.23	-
0	0	0	0	0	0	0	0	0	0	0	0	0	0	0
0	0	0	0	0	0	0	0	0	0	0	0	0	0	0
146,899.06	62,323.49	318,348.49	7,273,779.29	4,291,411.06	265,331.45	11,830,521.80	392,909.92	1,422,000.93	4,236,832.70	6,051,743.55	-	5,495,807.64	727,491.71	5,051,286.54
146,899.06	62,323.49	318,348.49	1,668,011.79	207,631.06	243,371.45	2,119,014.30	392,909.92	1,422,000.93	62,323.49	1,877,234.34	-	230,667.14	241,779.96	-
-	-	-	123,327.32	60,732.00	-	184,059.32	63,438.32	59,889.00	-	123,327.32	-	8,898.04	60,732.00	-
-	-	-	-	-	9,331.76	9,331.76	-	-	-	-	-	(9,331.76)	9,331.76	-
-	-	-	79,517.00	-	70,916.20	150,433.20	797.00	78,720.00	-	79,517.00	-	46,918.51	70,916.20	-
-	-	-	-	-	-	-	-	-	-	-	-	72,000.00	-	-
-	-	-	-	-	-	-	-	-	-	-	-	-	-	-
-	-	-	784,913.60	-	-	784,913.60	176,077.10	608,836.50	-	784,913.60	-	-	-	-
-	-	-	-	-	-	-	-	-	-	-	-	-	-	-
-	-	-	-	-	-	-	-	-	-	-	-	-	-	-
-	-	-	1,204.75	-	-	1,204.75	-	1,204.75	-	1,204.75	-	63,150.52	-	-
-	-	-	-	-	-	-	-	-	-	-	-	-	-	-
-	-	-	-	-	-	-	-	-	-	-	-	-	-	-
146,899.06	62,323.49	318,348.49	112,806.50	146,899.06	62,323.49	322,029.05	112,806.50	146,899.06	62,323.49	322,029.05	-	(49.02)	-	-
-	-	-	499,800.00	-	-	499,800.00	-	499,800.00	-	499,800.00	-	-	-	-
-	-	-	-	-	-	-	-	-	-	-	-	18,009.86	-	-
-	-	-	66,442.62	-	-	66,442.62	39,791.00	26,651.62	-	66,442.62	-	54,865.99	-	-
-	-	-	-	-	100,800.00	100,800.00	-	-	-	-	-	(100,800.00)	100,800.00	-
-	-	-	-	-	-	-	-	-	-	-	-	-	-	-
-	-	-	5,605,767.50	4,083,780.00	21,960.00	9,711,507.50	-	-	4,174,509.21	4,174,509.21	-	5,265,140.50	485,711.75	5,051,286.54
-	-	-	-	-	21,960.00	21,960.00	-	-	-	-	-	1,454,688.00	-	21,960.00

Current Year Appropriations  
Supplemental Appropriations  
Continuing Appropriations

OBLIGATION (Sub-Allotment)			TOTAL OBLIGATION				CURRENT YEAR DISBURSEMENTS				BALANCES			
			1st Qtr ending March 31	2nd Qtr ending June 30	3rd Qtr ending Sept. 30	TOTAL	1st Qtr ending March 31	2nd Qtr ending June 30	3rd Qtr ending Sept. 30	TOTAL	Unreleased Appropriation	Unobligated Allotment	UNPAID OBLIGATION	
2nd Qtr ending June 30	3rd Qtr ending Sept. 30	TOTAL (SUB-ALLOTMENT)	11	12	13	15=(11+12+13+14)	16	17	18	20=(16+17+18+19)	21=(5-(6+7))	22=(10-15)	23	24
-	-	-	5,605,767.50	678,000.00	-	6,283,767.50	-	-	1,273,514.47	1,273,514.47	-	2,716,232.50	145,133.75	4,865,119.28
-	-	-	-	3,405,780.00	-	3,405,780.00	-	-	2,900,994.74	2,900,994.74	-	1,094,220.00	340,578.00	164,207.26
-	-	-	-	-	-	-	-	-	-	-	-	-	-	-
-	-	-	-	-	-	-	-	-	-	-	-	7,000,000.00	-	-
-	-	-	-	-	-	-	-	-	-	-	-	-	-	-
-	-	-	-	-	-	-	-	-	-	-	-	-	-	-
-	-	-	-	-	-	-	-	-	-	-	-	7,000,000.00	-	-
-	-	-	-	-	-	-	-	-	-	-	-	-	-	-
-	-	-	-	-	-	-	-	-	-	-	-	7,000,000.00	-	-
-	-	-	-	-	-	-	-	-	-	-	-	-	-	-
-	-	-	-	-	-	-	-	-	-	-	-	7,000,000.00	-	-
-	-	-	-	-	-	-	-	-	-	-	-	-	-	-
-	-	-	-	-	-	-	-	-	-	-	-	-	-	-
-	-	-	-	-	-	-	-	-	-	-	-	-	-	-
-	-	-	-	-	-	-	-	-	-	-	-	-	-	-
-	-	-	-	-	-	-	-	-	-	-	-	-	-	-
-	-	-	-	-	-	-	-	-	-	-	-	-	-	-
-	-	-	-	-	-	-	-	-	-	-	-	-	-	-
-	-	-	-	-	-	-	-	-	-	-	-	-	-	-
-	-	-	-	-	-	-	-	-	-	-	-	-	-	-
-	-	-	-	-	-	-	-	-	-	-	-	-	-	-
-	-	-	-	-	-	-	-	-	-	-	-	-	-	-
-	-	-	-	-	-	-	-	-	-	-	-	-	-	-
-	-	-	-	-	-	-	-	-	-	-	-	-	-	-
-	-	-	-	-	-	-	-	-	-	-	-	-	-	-
-	-	-	-	-	-	-	-	-	-	-	-	-	-	-
146,899.05	62,323.49	318,348.49	7,273,779.29	4,291,411.06	265,331.45	11,830,521.80	392,909.92	1,422,000.93	4,236,832.70	6,051,743.55	-	12,485,807.64	727,491.71	5,051,286.54
0	0	0	0	0	0	0	0	0	0	0	0	0	0	0
146,899.06	97,900.96	353,925.96	70,756,921.49	82,856,460.52	65,368,572.64	218,981,954.64	63,806,152.11	79,928,722.06	61,078,374.99	204,810,249.16	(8.00)	46,161,794.80	9,120,418.94	5,051,286.54



STATEMENT OF APPROPRIATIONS, ALLOTMENTS, OBLIGATIONS, DISBURSEMENTS AND BALANCES  
As of the Quarter Ending March 31, 2016

FAR 1

Department - HEALTH  
Agency-CDRRHR/ BUREAU OF HEALTH DEVICES & TECHNOLOGY  
Operating Unit  
Organization Code (UACS)  
Funding Source Code (as clustered)

Current Year Appropriations  
Supplemental Appropriations  
Continuing Appropriations



PARTICULARS	UACS CODE	APPROPRIATION			ALLOTMENTS					Obligation (Regular Fund)	
		Authorized Appropriation	Adjustments (Transfer To/From, Realignment)	Adjusted Appropriations	Allotments Received	Adjustments (Withdrawal, Realignment)	(Transfer to)	Transfer from	Adjusted Total Allotments	1st Qtr ending March 31	TOTAL (REGULAR FUND)
1	2	3	4	5=(3+4)	6	7	8	9	10=(5+7+8+9)		
RM - Watercrafts	50213060 04			-					-		-
RM - Other Transportation Equipment	50213060 99			-					-		-
RM - Furniture and Fixtures	50213070 00	10,000.00		10,000.00	10,000.00				10,000.00		-
Taxes, Duties and Licenses	50215010 01	20,000.00		20,000.00	20,000.00				20,000.00		-
Tax Refund	50215010 02			-					-		-
Fidelity Bond Premiums	50215020 00	6,000.00		6,000.00	6,000.00				6,000.00		-
Insurance Expenses	50215030 00	14,000.00		14,000.00	14,000.00				14,000.00		-
Advertising Expenses	50299010 00			-					-		-
Printing and Publication Expenses	50299020 00	20,000.00		20,000.00	20,000.00				20,000.00		-
Representation Expenses	50299030 00	270,000.00		270,000.00	270,000.00				270,000.00		-
Transportation and Delivery Expenses	50299040 00	2,000.00		2,000.00	2,000.00				2,000.00		-
Rent- Building and Structures	50299050 01			-					-		-
Rent- Lands	50299050 02			-					-		-
Rent- Motor Vehicles	50299050 03			-					-		-
Rent- Equipment	50299050 04	505,000.00		505,000.00	505,000.00				505,000.00		-
Subscription	50299070 00	223,000.00		223,000.00	223,000.00				223,000.00		-
ICT Software Subscription	50299070 01			-					-		-
Data Center Service	50299070 02			-					-		-
Library and Other Reading Materials Subscription Expenses	50299070 04			-					-		-
Other Subscription Expenses	50299070 99			-					-		-
Donations	50299080 00			-					-		-
Litigation/Acquired Assets Expenses	50299090 00			-					-		-
Website Maintenance	50299990 01			-					-		-
Other Maintenance and Operating Expenses	50299990 99	140,000.00		140,000.00	140,000.00				140,000.00		-
Capital Outlays				-					-		-
B. AUTOMATIC APPROPRIATIONS				-					-		-
Retirement and Life Insurance Premium				-					-		-
Personnel Services				-					-		-
Retirement and Life Insurance Premiums	50103010 00			-					-		-
Other Automatic Appropriation (Specify the Funding Source)				-					-		-
Maintenance & Other Operating Expenses				-					-		-
C. SPECIAL PURPOSE FUNDS				-					-		-
Miscellaneous Personnel Benefits Fund				-					-		-
Personnel Services				-					-		-
Pension and Gratuity Fund				-					-		-
Personnel Services				-					-		-
International Commitment Fund				-					-		-
Maintenance & Other Operating Expenses				-					-		-
<b>GRAND TOTAL - CURRENT APPROPRIATION</b>		<b>18,840,000.00</b>		<b>18,840,000.00</b>	<b>18,840,000.00</b>				<b>18,840,000.00</b>		
				0					0		0

STATEMENT OF APPROPRIATIONS, ALLOTMENTS, OBLIGATIONS, DISBURSEMENTS AND BALANCES  
As of the Quarter Ending March 31, 2016

FAR 1

Department -HEALTH  
Agency-CDRRHR/ BUREAU OF HEALTH DEVICES & TECHNOLOGY  
Operating Unit  
Organization Code (UACS)  
Funding Source Code (as clustered)

Current Year Appropriations  
Supplemental Appropriations  
Continuing Appropriations



PARTICULARS	UACS CODE	APPROPRIATION			ALLOTMENTS					Obligation (Regular Fund)		
		Authorized Appropriation	Adjustments (Transfer To/From, Realignment)	Adjusted Appropriations	Allotments Received	Adjustments (Withdrawal, Realignment)	(Transfer to)	Transfer from	Adjusted Total Allotments	1st Qtr ending March 31	TOTAL (REGULAR FUND)	
1	2	3	4	5=(3+4)	6	7	8	9	10=(6+7+8+9)			
CONTINUING APPROPRIATION											0	0
SUMMARY											-	-
A. AGENCY SPECIFIC BUDGET											-	-
Maintenance & Other Operating Expenses		-	-	-	-	-	-	-	-	-	-	
Capital Outlays		-	-	-	-	-	-	-	-	-	-	
B. SPECIAL PURPOSE FUNDS											-	-
International Commitment Fund											-	-
Maintenance & Other Operating Expenses		-	-	-	-	-	-	-	-	-	-	
Capital Outlays		-	-	-	-	-	-	-	-	-	-	
E-Government Fund											-	-
Maintenance & Other Operating Expenses		-	-	-	-	-	-	-	-	-	-	
Capital Outlays		-	-	-	-	-	-	-	-	-	-	
Contingent Fund											-	-
Maintenance & Other Operating Expenses		-	-	-	-	-	-	-	-	-	-	
Capital Outlays		-	-	-	-	-	-	-	-	-	-	
Other SPF (Specify the Funding Source)											-	-
Maintenance & Other Operating Expenses		-	-	-	-	-	-	-	-	-	-	
Capital Outlays		-	-	-	-	-	-	-	-	-	-	
TOTAL- CONTINUING APPROPRIATION											-	-
GRAND TOTAL (CURRENT+CONAP)											18,840,000.00	18,840,000.00


Certified Correct:

  
RODERICK C. MATEO  
OIC-Budget and Management Division

Certified Correct:

  
MA. VICTORIA F. CALZADO  
OIC-Accounting Division

Approved By:

  
MARIA LOURDES C. SANTIAGO, MSc, MM  
OIC-Director General







Current Year Appropriations  
 Supplemental Appropriations  
 Continuing Appropriations

OBLIGATION (Sub-Allotment)		TOTAL OBLIGATION		CURRENT YEAR DISBURSEMENTS		BALANCES			
1st Qtr ending March 31	TOTAL (SUB-ALLOTMENT)	1st Qtr ending March 31	TOTAL	1st Qtr ending March 31	TOTAL	Unreleased Appropriation	Unobligated Allotment	UNPAID OBLIGATION	
		11	15=(11+12+13+14)	16	20=(16+17+18+19)	21=(5-(6+7))	22=(10-15)	Due and Demandable	Not Yet Due and Demandable
								23	24
		0	0	0			0	0	0
-	-	-	-	-	-	-	-	-	-
-	-	-	-	-	-	-	-	-	-
-	-	-	-	-	-	-	-	-	-
-	-	-	-	-	-	-	-	-	-
-	-	-	-	-	-	-	-	-	-
-	-	-	-	-	-	-	-	-	-
-	-	-	-	-	-	-	-	-	-
-	-	-	-	-	-	-	-	-	-
-	-	-	-	-	-	-	-	-	-
-	-	-	-	-	-	-	-	-	-
-	-	-	-	-	-	-	-	-	-
-	-	-	-	-	-	-	-	-	-
-	-	-	-	-	-	-	-	-	-
-	-	-	-	-	-	-	-	-	-
-	-	-	-	-	-	-	-	-	-
-	-	-	-	-	-	-	-	-	-
-	-	-	-	-	-	-	-	-	-
-	-	-	-	-	-	-	-	-	-
-	-	-	-	-	-	-	-	-	-
-	-	-	-	-	-	-	-	-	-
-	-	-	-	-	-	-	-	-	-
		0	0	0			0	0	0
1,513,614.55	1,513,614.55	1,513,614.55	1,513,614.55	1,291,823.63	1,291,823.63	-	17,326,385.45	221,790.92	-





STATEMENT OF APPROPRIATIONS, ALLOTMENTS, OBLIGATIONS, DISBURSEMENTS AND BALANCES  
As of the Quarter Ending June 30, 2016

FAR 1

Department -HEALTH  
Agency-CDRRHR/ BUREAU OF HEALTH DEVICES & TECHNOLOGY  
Operating Unit  
Organization Code (UACS)  
Funding Source Code (as clustered)

Current Year Appropriations  
Supplemental Appropriations  
Continuing Appropriations



PARTICULARS	UACS CODE	APPROPRIATION			ALLOTMENTS					Obligation (Regular Fund)	
		Authorized Appropriation	Adjustments (Transfer To/From, Realignment)	Adjusted Appropriations	Allotments Received	Adjustments (Withdrawal, Realignment)	(Transfer to)	Transfer from	Adjusted Total Allotments	1st Qtr ending March 31	TOTAL (REGULAR FUND)
1	2	3	4	5=(3+4)	6	7	8	9	10=(6+7+8+9)		
RM - Watercrafts	50213060 04			-					-		-
RM - Other Transportation Equipment	50213060 99			-					-		-
RM - Furniture and Fixtures	50213070 00	10,000.00		10,000.00	10,000.00				10,000.00		-
Taxes, Duties and Licenses	50215010 01	20,000.00		20,000.00	20,000.00				20,000.00		-
Tax Refund	50215010 02			-					-		-
Fidelity Bond Premiums	50215020 00	6,000.00		6,000.00	6,000.00				6,000.00		-
Insurance Expenses	50215030 00	14,000.00		14,000.00	14,000.00				14,000.00		-
Advertising Expenses	50299010 00			-					-		-
Printing and Publication Expenses	50299020 00	20,000.00		20,000.00	20,000.00				20,000.00		-
Representation Expenses	50299030 00	270,000.00		270,000.00	270,000.00				270,000.00		-
Transportation and Delivery Expenses	50299040 00	2,000.00		2,000.00	2,000.00				2,000.00		-
Rent- Building and Structures	50299050 01			-					-		-
Rent- Lands	50299050 02			-					-		-
Rent- Motor Vehicles	50299050 03			-					-		-
Rent- Equipment	50299050 04	505,000.00		505,000.00	505,000.00				505,000.00		-
Subscription	50299070 00	223,000.00		223,000.00	223,000.00				223,000.00		-
ICT Software Subscription	50299070 01			-					-		-
Data Center Service	50299070 02			-					-		-
Website Maintenance	50299990 01			-					-		-
Other Maintenance and Operating Expenses	50299990 99	140,000.00		140,000.00	140,000.00				140,000.00		-
Capital Outlays				-					-		-
B. AUTOMATIC APPROPRIATIONS				-					-		-
International Commitment Fund				-					-		-
Maintenance & Other Operating Expenses				-					-		-
<b>GRAND TOTAL - CURRENT APPROPRIATION</b>		<b>18,840,000.00</b>		<b>18,840,000.00</b>	<b>18,840,000.00</b>				<b>18,840,000.00</b>		
				0					0		0
CONTINUING APPROPRIATION				0					0		0
SUMMARY				-					-		-
<b>TOTAL - CONTINUING APPROPRIATION</b>									0		0
<b>GRAND TOTAL (CURRENT+CONAP)</b>		<b>18,840,000.00</b>		<b>18,840,000.00</b>	<b>18,840,000.00</b>				<b>18,840,000.00</b>		

Certified Correct:

**RODERICK C. MATEO**  
OIC-Budget and Management Division

Certified Correct:

**MA. VICTORIA F. CALZADO**  
OIC-Accounting Division

Approved By:

**MARIA LOURDES C. SANTIAGO, MSc. MM**  
OIC-Director General



Current Year Appropriations  
 Supplemental Appropriations  
 Continuing Appropriations

OBLIGATION (Sub-Allotment)			TOTAL OBLIGATION			CURRENT YEAR DISBURSEMENTS			BALANCES			
1st Qtr ending March 31	2nd Qtr ending June 30	TOTAL (SUB-ALLOTMENT)	1st Qtr ending March 31	2nd Qtr ending June 30	TOTAL	1st Qtr ending March 31	2nd Qtr ending June 30	TOTAL	Unreleased Appropriation	Unobligated Allotment	UNPAID OBLIGATION	
			11	12	15=(11+12+13+14)	16	17	20=(16+17+18+19)	21=(5-(6+7))	22=(10-15)	Due and Demandable	Not Yet Due and Demandable
											23	24
-	-	-	-	-	-	-	-	-	-	-	-	-
-	-	-	-	-	-	-	-	-	-	-	-	-
-	-	-	-	-	-	-	-	-	-	10,000.00	-	-
-	-	-	-	-	-	-	-	-	-	20,000.00	-	-
-	-	-	-	-	-	-	-	-	-	-	-	-
-	1,500.00	1,500.00	-	1,500.00	1,500.00	-	1,500.00	1,500.00	-	4,500.00	-	-
-	-	-	-	-	-	-	-	-	-	14,000.00	-	-
-	-	-	-	-	-	-	-	-	-	-	-	-
-	-	-	-	-	-	-	-	-	-	20,000.00	-	-
-	-	-	-	-	-	-	-	-	-	270,000.00	-	-
-	-	-	-	-	-	-	-	-	-	2,000.00	-	-
-	-	-	-	-	-	-	-	-	-	-	-	-
-	255,000.00	255,000.00	-	255,000.00	255,000.00	-	255,000.00	255,000.00	-	(255,000.00)	-	-
-	-	-	-	-	-	-	-	-	-	505,000.00	-	-
-	-	-	-	-	-	-	-	-	-	223,000.00	-	-
-	-	-	-	-	-	-	-	-	-	-	-	-
-	-	-	-	-	-	-	-	-	-	-	-	-
-	-	-	-	-	-	-	-	-	-	-	-	-
2,974.00	286.00	3,260.00	2,974.00	286.00	3,260.00	2,929.00	331.00	3,260.00	-	136,740.00	-	-
-	-	-	-	-	-	-	-	-	-	-	-	-
-	-	-	-	-	-	-	-	-	-	-	-	-
-	-	-	-	-	-	-	-	-	-	-	-	-
-	-	-	-	-	-	-	-	-	-	-	-	-
-	-	-	-	-	-	-	-	-	-	-	-	-
-	-	-	-	-	-	-	-	-	-	-	-	-
-	-	-	-	-	-	-	-	-	-	-	-	-
-	-	-	-	-	-	-	-	-	-	-	-	-
1,513,614.55	2,767,262.02	4,280,876.57	1,513,614.55	2,767,262.02	4,280,876.57	1,291,823.63	2,778,474.17	4,070,297.80	-	14,559,123.43	210,578.77	0.00
0	0	0	0	0	0	0	0	0	0	0	0	0
0	0	0	0	0	0	0	0	0	0	0	0	0
-	-	-	-	-	-	-	-	-	-	-	-	-
0	0	0	0	0	0	0	0	0	0	0	0	0
1,513,614.55	2,767,262.02	4,280,876.57	1,513,614.55	2,767,262.02	4,280,876.57	1,291,823.63	2,778,474.17	4,070,297.80	-	14,559,123.43	210,578.77	0.00



STATEMENT OF APPROPRIATIONS, ALLOTMENTS, OBLIGATIONS, DISBURSEMENTS AND BALANCES  
As of the Quarter Ending September 30, 2016


FAR 1

Department -HEALTH  
Agency-CDRRHR/ BUREAU OF HEALTH DEVICES & TECHNOLOGY  
Operating Unit  
Organization Code (UACS)  
Funding Source Code (as clustered)

Current Year Appropriations  
Supplemental Appropriations  
Continuing Appropriations

PARTICULARS	UACS CODE	APPROPRIATION		ALLOTMENTS				Obligation (Regular Fund)		OBLIGATION (Continuing Fund)	
		Authorized Appropriation	Adjusted Appropriations	Allotments Received	(Transfer to)	Transfer from	Adjusted Total Allotments	1st Qtr ending March 31	TOTAL (REGULAR FUND)	1st Qtr ending March 31	2nd Qtr ending June 30
1	2	3	5=(3+4)	6	8	9	10=(6+7+8+9)				
RM - Watercrafts	50213060 04		-				-		-		
RM - Other Transportation Equipment	50213060 99		-				-		-		
RM - Furniture and Fixtures	50213070 00	10,000.00	10,000.00	10,000.00			10,000.00		-		
Taxes, Duties and Licenses	50215010 01	20,000.00	20,000.00	20,000.00			20,000.00		-		
Tax Refund	50215010 02		-				-		-		
Fidelity Bond Premiums	50215020 00	6,000.00	6,000.00	6,000.00			6,000.00		-		1,500.00
Insurance Expenses	50215030 00	14,000.00	14,000.00	14,000.00			14,000.00		-		
Advertising Expenses	50299010 00		-				-		-		
Printing and Publication Expenses	50299020 00	20,000.00	20,000.00	20,000.00			20,000.00		-		
Representation Expenses	50299030 00	270,000.00	270,000.00	270,000.00			270,000.00		-		
Transportation and Delivery Expenses	50299040 00	2,000.00	2,000.00	2,000.00			2,000.00		-		
Rent- Building and Structures	50299050 01		-				-		-		
Rent- Lands	50299050 02		-				-		-		
Rent- Motor Vehicles	50299050 03		-				-		-		255,000.00
Rent- Equipment	50299050 04	505,000.00	505,000.00	505,000.00			505,000.00		-		
Subscription	50299070 00	223,000.00	223,000.00	223,000.00			223,000.00		-		
ICT Software Subscription	50299070 01		-				-		-		
Data Center Service	50299070 02		-				-		-		
Website Maintenance	50299990 01		-				-		-		
Other Maintenance and Operating Expenses	50299990 99	140,000.00	140,000.00	140,000.00			140,000.00		-	2,974.00	286.00
Capital Outlays			-				-		-		
B. AUTOMATIC APPROPRIATIONS			-				-		-		
International Commitment Fund			-				-		-		
Maintenance & Other Operating Expenses			-				-		-		
<b>GRAND TOTAL - CURRENT APPROPRIATION</b>		<b>18,840,000.00</b>	<b>18,840,000.00</b>	<b>18,840,000.00</b>			<b>18,840,000.00</b>			<b>1,513,614.55</b>	<b>2,767,262.02</b>
			0				0		0		
CONTINUING APPROPRIATION			0				0		0		
SUMMARY			-				-		-		
<b>TOTAL- CONTINUING APPROPRIATION</b>							0		0		
<b>GRAND TOTAL (CURRENT+CONAP)</b>		<b>18,840,000.00</b>	<b>18,840,000.00</b>	<b>18,840,000.00</b>			<b>18,840,000.00</b>			<b>1,513,614.55</b>	<b>2,767,262.02</b>


Certified Correct:

  
**RODERICK C. MATEO**  
Head, Budget and Management Division

Certified Correct:

  
**MA. VICTORIA F. CALZADO**  
Head, Accounting Division

Recommending Approval:

  
**ATTY. RONALD R. DE VEYRA, MBA, CESO VI**  
Deputy Director General for Internal Management

Approved By:

  
**NELA CHARADE G. PUNO, RPh**  
Director General



Current Year Appropriations  
Supplemental Appropriations  
Continuing Appropriations

Sub-Allotment)		TOTAL OBLIGATION				CURRENT YEAR DISBURSEMENTS				BALANCES			
		1st Qtr ending March 31	2nd Qtr ending June 30	3rd Qtr ending Sept. 30	TOTAL	1st Qtr ending March 31	2nd Qtr ending June 30	3rd Qtr ending Sept. 30	TOTAL	Unreleased Appropriation	Unobligated Allotment	UNPAID OBLIGATION	
3rd Qtr ending Sept. 30	TOTAL (SUB-ALLOTMENT)	11	12	13	15=(11+12+13+14)	16	17	18	20=(16+17+18+19)	21=(5-(6+7))	22=(10-15)	23	24
-	-	-	-	-	-	-	-	-	-	-	-	-	-
-	-	-	-	-	-	-	-	-	-	-	-	-	-
-	-	-	-	-	-	-	-	-	-	-	10,000.00	-	-
-	-	-	-	-	-	-	-	-	-	-	20,000.00	-	-
-	-	-	-	-	-	-	-	-	-	-	-	-	-
-	1,500.00	-	1,500.00	-	1,500.00	-	1,500.00	-	1,500.00	-	4,500.00	-	-
-	-	-	-	-	-	-	-	-	-	-	14,000.00	-	-
-	-	-	-	-	-	-	-	-	-	-	-	-	-
-	-	-	-	-	-	-	-	-	-	-	20,000.00	-	-
-	-	-	-	-	-	-	-	-	-	-	270,000.00	-	-
-	-	-	-	-	-	-	-	-	-	-	2,000.00	-	-
-	-	-	-	-	-	-	-	-	-	-	-	-	-
715,000.00	970,000.00	-	255,000.00	715,000.00	970,000.00	-	255,000.00	399,000.00	654,000.00	-	(970,000.00)	316,000.00	-
-	-	-	-	-	-	-	-	-	-	-	505,000.00	-	-
-	-	-	-	-	-	-	-	-	-	-	223,000.00	-	-
-	-	-	-	-	-	-	-	-	-	-	-	-	-
-	-	-	-	-	-	-	-	-	-	-	-	-	-
3,000.00	6,260.00	2,974.00	286.00	3,000.00	6,260.00	2,929.00	331.00	-	3,260.00	-	133,740.00	3,000.00	-
-	-	-	-	-	-	-	-	-	-	-	-	-	-
-	-	-	-	-	-	-	-	-	-	-	-	-	-
-	-	-	-	-	-	-	-	-	-	-	-	-	-
-	-	-	-	-	-	-	-	-	-	-	-	-	-
-	-	-	-	-	-	-	-	-	-	-	-	-	-
2,768,902.66	7,049,779.23	1,513,614.55	2,767,262.02	2,768,902.66	7,049,779.23	1,291,823.63	2,778,474.17	2,241,950.97	6,312,248.77	-	11,790,220.77	737,530.46	0.00
0	0	0	0	0	0	0	0	0	0	0	0	0	0
0	0	0	0	0	0	0	0	0	0	0	0	0	0
-	-	-	-	-	-	-	-	-	-	-	-	-	-
0	0	0	0	0	0	0	0	0	0	0	0	0	0
2,768,902.66	7,049,779.23	1,513,614.55	2,767,262.02	2,768,902.66	7,049,779.23	1,291,823.63	2,778,474.17	2,241,950.97	6,312,248.77	-	11,790,220.77	737,530.46	0.00