

SUMMARY OF APPROVED BUDGET, UTILIZATIONS, DISBURSEMENTS AND BALANCES BY OBJECT OF EXPENDITURES
As of the Quarter Ending March 31, 2016




Department : HEALTH
 Agency : FOOD AND DRUG ADMINISTRATION
 Operating Unit :
 Organization Code (UACS) : 13-001-02-00001
 Funding Source Code (as clustered) : SAGF

Particulars	UACS CODE	Approved Budget			Budget Utilization		Disbursements		BALANCES		
		Approved Budgeted Revenue	Adjustments (Additions, Reductions, Realignment)	Adjusted Budgeted Revenue	1st Quarter Ending March 31	Total	1st Quarter Ending March 31	Total	Unutilized Budget	Unpaid Utilizations (10-15) = (17+18)	
										Due and Demandable / Accounts Payable	Not Yet Due and Demandable
1	2	3	4	5=[3+(-)4]	6	10=(6+7+8+9)	11	15=(11+12+13+14)	16=(5-10)	17	18
SUMMARY											
A. AGENCY SPECIFIC BUDGET		226,413,000	-	226,413,000	26,363,905	26,363,905	22,351,311	22,351,311	200,049,095	3,074,937	937,657
Personnel Services											
Maintenance & Other Operating Expenses		226,413,000		226,413,000	26,363,905	26,363,905	22,351,311	22,351,311	200,049,095	3,074,937	937,657
Travel Expenses-Local	50201010 00	21,445,629		21,445,629	851,754	851,754	798,791	798,791	20,593,875	52,963	
Travel Expenses-Foreign	50201020 00	12,990,648		12,990,648	1,025,026	1,025,026	827,264	827,264	11,965,622	197,762	
Training Expenses	50202010 02	22,225,669		22,225,669	307,353	307,353	280,483	280,483	21,918,316	26,870	
Scholarship Grants/ Expenses	50202020 00	880,000		880,000	-	-	-	-	880,000	-	
Office Supplies Expenses	50203010 02	12,774,801		12,774,801	1,571,626	1,571,626	1,411,866	1,411,866	11,203,175	11,080	148,680
Accountable Forms Expenses	50203020 00	942,500		942,500	-	-	-	-	942,500	-	
Non-accountable Forms Expenses	50203030 00	880,000		880,000	-	-	-	-	880,000	-	
Animal/Zoological Supplies Expenses	50203040 00	-		-	-	-	-	-	-	-	
Food Supplies Expenses	50203050 00	-		-	-	-	-	-	-	-	
Welfare Goods Expenses	50203060 00	-		-	-	-	-	-	-	-	
Drugs and Medicines Expenses	50203070 00	2,513,205		2,513,205	-	-	-	-	2,513,205	-	
Medical, Dental and Laboratory Supplies Expenses	50203080 00	8,832,005		8,832,005	415,857	415,857	181,671	181,671	8,416,148	-	234,186
Fuel, Oil and Lubricants Expenses	50203090 00	5,166,517		5,166,517	355,520	355,520	341,951	341,951	4,810,997	13,569	
Agricultural Supplies Expenses	50203100 00	-		-	-	-	-	-	-	-	
Textbooks and Instructional Materials Expenses	50203110 01	20,000		20,000	-	-	-	-	20,000	-	
Other Supplies and Materials Expenses	50203990 00	4,028,000		4,028,000	161,090	161,090	98,822	98,822	3,866,910	62,268	
Water Expenses	50204010 00	574,806		574,806	476	476	476	476	574,330	-	
Electricity Expenses	50204020 00	18,967,613		18,967,613	2,594,497	2,594,497	1,728,744	1,728,744	16,373,116	865,753	
Postage and Courier Services	50205010 00	1,986,434		1,986,434	439,117	439,117	380,087	380,087	1,547,317	59,030	
Telephone- Mobile	50205020 01	2,835,481		2,835,481	563,583	563,583	563,583	563,583	2,271,898	-	
Telephone- Landline	50205020 02	982,000		982,000	307,794	307,794	122,591	122,591	674,206	185,203	
Internet Subscription Expenses	50205030 00	1,200,000		1,200,000	692,120	692,120	692,120	692,120	507,880	-	
Cable, Satellite, Telegraph and Radio Expenses	50205040 00	24,000		24,000	6,147	6,147	6,147	6,147	17,853	-	
Awards/ Rewards Expenses	50206010 01	872,000		872,000	-	-	-	-	872,000	-	
Rewards and Incentives	50206010 02	-		-	-	-	-	-	-	-	
Survey Expenses	50207010 00	-		-	-	-	-	-	-	-	
Research, Exploration and Development Expenses	50207020 02	5,171,230		5,171,230	-	-	-	-	5,171,230	-	
Confidential Expenses	50210010 00	-		-	-	-	-	-	-	-	
Intelligence Expenses	50210020 00	-		-	-	-	-	-	-	-	
Extraordinary and Miscellaneous Expenses	50210030 00	110,000		110,000	33,000	33,000	33,000	33,000	77,000	-	
Legal Services	50211010 00	552,000		552,000	-	-	-	-	552,000	-	
Auditing Services	50211020 00	120,000		120,000	-	-	-	-	120,000	-	
Consultancy Services	50211030 02	3,890,000		3,890,000	-	-	-	-	3,890,000	-	
Other Professional Services	50211990 00	27,185,700		27,185,700	10,309,965	10,309,965	9,692,767	9,692,767	16,875,735	617,198	
Environment/Sanitary Services	50212010 00	150,000		150,000	-	-	-	-	150,000	-	
Janitorial Services	50212020 00	7,070,509		7,070,509	1,401,098	1,401,098	1,120,725	1,120,725	5,669,411	280,373	
Security Services	50212030 00	9,652,499		9,652,499	1,525,890	1,525,890	1,247,715	1,247,715	8,126,609	278,175	
Other General Services- ICT Services	50212990 01	-		-	-	-	-	-	-	-	
Other General Services	50212990 99	-		-	8,009	8,009	8,009	8,009	(8,009)	-	
RM - Other Land Improvements	50213020 99	-		-	-	-	-	-	-	-	
RM - Water Supply System	50213030 04	-		-	-	-	-	-	-	-	
RM - Power Supply Systems	50213030 05	825,825		825,825	-	-	-	-	825,825	-	

SUMMARY OF APPROVED BUDGET, UTILIZATIONS, DISBURSEMENTS AND BALANCES BY OBJECT OF EXPENDITURES
As of the Quarter Ending March 31, 2016

Department : HEALTH
 Agency : FOOD AND DRUG ADMINISTRATION
 Operating Unit : _____
 Organization Code (UACS) : 13-001-02-00001
 Funding Source Code (as clustered) : SAGF

Particulars	UACS CODE	Approved Budget			Budget Utilization		Disbursements		Unutilized Budget	BALANCES	
		Approved Budgeted Revenue	Adjustments (Additions, Reductions, Realignment)	Adjusted Budgeted Revenue	1st Quarter Ending March 31	Total	1st Quarter Ending March 31	Total		Unpaid Utilizations (10-15) = (17+18)	
										Due and Demandable / Accounts Payable	Not Yet Due and Demandable
1	2	3	4	5=[3+(-)4]	6	10=(6+7+8+9)	11	15=(11+12+13+14)	16=(5-10)	17	18
RM - Communication Networks	50213030 06			-							
RM - Other Infrastructure Assets	50213030 99			-							
RM - Buildings	50213040 01	2,853,661		2,853,661	214,970	214,970			2,638,691	11,795	203,175
RM - Hospitals and Health Centers	50213040 03			-							
RM - Hotels and Dormitories	50213040 06			-							
RM - Other Structures	50213040 99	377,080		377,080	98,501	98,501			278,579	22,829	75,672
RM - Machinery	50213050 01			-							
RM - Office Equipment	50213050 02	915,955		915,955	129,930	129,930	122,380	122,380	786,025	7,550	
RM - ICT Equipment	50213050 03	280,000		280,000					280,000		
RM - Airport Equipment	50213050 06			-							
RM - Communication Equipment	50213050 07	62,370		62,370					62,370		
RM - Disaster Response and Rescue Equipment	50213050 09			-							
RM - Medical Equipment	50213050 11			-							
RM - Printing Equipment	50213050 12			-							
RM - Technical and Scientific Equipment	50213050 14	3,954,453		3,954,453	340,693	340,693	64,749	64,749	3,613,760		275,944
RM - Other Machinery and Equipment	50213050 99			-							
RM - Motor Vehicles	50213060 01	470,333		470,333	205,104	205,104	90,704	90,704	265,229	114,400	
Taxes, Duties and Licenses	50215010 01			-							
Tax Refund	50215010 02			-							
Fidelity Bond Premiums	50215020 00	260,000		260,000	4,500	4,500	4,500	4,500	255,500		
Insurance Expenses	50215030 00	828,000		828,000	61,556	61,556	51,556	51,556	766,444	10,000	
Advertising Expenses	50299010 00	3,530,000		3,530,000	653,850	653,850	638,170	638,170	2,876,150	15,680	
Printing and Publication Expenses	50299020 00	833,806		833,806					833,806		
Representation Expenses	50299030 00	5,136,787		5,136,787	266,373	266,373	145,901	145,901	4,870,414	120,472	
Transportation and Delivery Expenses	50299040 00			-							
Rent- Building and Structures	50299050 01	1,535,821		1,535,821	289,213	289,213	192,808	192,808	1,246,608	96,404	
Rent- Lands	50299050 02			-							
Rent- Motor Vehicles	50299050 03	2,066,458		2,066,458	33,000	33,000	22,000	22,000	2,033,458	11,000	
Rent- Equipment	50299050 04			-							
Membership Dues and Contributions to Organizations	50299060 00			-							
Subscription	50299070 00	13,490,471		13,490,471	331,691	331,691	331,691	331,691	13,158,780		
Website Maintenance	50299990 01	30,000		30,000					30,000		
Other Maintenance and Operating Expenses	50299990 99	14,918,734		14,918,734	1,164,601	1,164,601	1,150,038	1,150,038	13,754,133	14,563	
Financial Expenses											
Capital Outlays											
GRAND TOTAL		226,413,000		226,413,000	26,363,905	26,363,905	22,351,311	22,351,311	200,049,095	3,074,937	937,657

Certified Correct:  RODERICK C. MATEO OIC-Budget and Management Division	Certified Correct:  MA. VICTORIA F. CALZADO Chief Accountant	Approved by:  MARIA LOURDES C. SANTIAGO, MSc, MM OIC-Director General
---	---	--

**SUMMARY OF APPROVED BUDGET, UTILIZATIONS, DISBURSEMENTS AND BALANCES BY OBJECT OF EXPENDITURES
As of the Quarter Ending June 30, 2016**


Department : HEALTH
 Agency : FOOD AND DRUG ADMINISTRATION
 Operating Unit : _____
 Organization Code (UACS) : 13-001-02-00001
 Funding Source Code (as clustered) : SAGF


Particulars	UACS CODE	Approved Budget			Budget Utilization			Disbursements			BALANCES		
		Approved Budgeted Revenue	Adjustments (Additions, Reductions, Realignment)	Adjusted Budgeted Revenue	1st Quarter Ending March 31	2nd Quarter Ending June 30	Total	1st Quarter Ending March 31	2nd Quarter Ending June 30	Total	Unutilized Budget	Unpaid Utilizations (10-15) = (17+18)	
												Due and Demandable / Accounts Payable	Not Yet Due and Demandable
1	2	3	4	5=[3+(-)4]	6	7	10=(6+7+8+9)	11	12	15=(11+12+13+14)	16=(5-10)	17	18
SUMMARY													
A. AGENCY SPECIFIC BUDGET		286,763,000	-	286,763,000	26,363,905	37,253,956	63,617,861	22,351,311	33,318,597	55,669,908	162,795,139	6,029,901	1,918,052
Personnel Services													
Maintenance & Other Operating Expenses		226,413,000		226,413,000	26,363,905	37,253,956	63,617,861	22,351,311	33,318,597	55,669,908	162,795,139	6,029,901	1,918,052
Travel Expenses-Local	50201010 00	21,445,629		21,445,629	851,754	2,539,876	3,391,631	798,791	1,840,250	2,639,041	18,053,998	752,589	
Travel Expenses-Foreign	50201020 00	12,990,648		12,990,648	1,025,026	1,915,540	2,940,566	827,264	1,604,836	2,432,100	10,050,082	508,466	
Training Expenses	50202010 02	22,225,669		22,225,669	307,353	3,323,970	3,631,323	280,483	3,319,416	3,599,899	18,594,346	31,424	
Scholarship Grants/ Expenses	50202020 00	880,000		880,000	-	-	-	-	-	-	880,000	-	
Office Supplies Expenses	50203010 02	12,774,801		12,774,801	1,571,626	1,003,145	2,574,771	1,411,866	1,085,778	2,497,644	10,200,030	17,328	59,799
Accountable Forms Expenses	50203020 00	942,500		942,500	-	-	-	-	-	-	942,500	-	
Non-accountable Forms Expenses	50203030 00	880,000		880,000	-	-	-	-	-	-	880,000	-	
Animal/Zoological Supplies Expenses	50203040 00	-		-	-	-	-	-	-	-	-	-	
Food Supplies Expenses	50203050 00	-		-	-	-	-	-	-	-	-	-	
Welfare Goods Expenses	50203060 00	-		-	-	-	-	-	-	-	-	-	
Drugs and Medicines Expenses	50203070 00	2,513,205		2,513,205	-	-	-	-	-	-	2,513,205	-	
Medical, Dental and Laboratory Supplies Expenses	50203080 00	8,832,005		8,832,005	415,857	930,640	1,346,498	181,671	723,187	904,858	7,485,507	(0)	441,640
Fuel, Oil and Lubricants Expenses	50203090 00	5,166,517		5,166,517	355,520	506,859	862,379	341,951	487,159	829,110	4,304,138	33,269	
Agricultural Supplies Expenses	50203100 00	-		-	-	-	-	-	-	-	-	-	
Textbooks and Instructional Materials Expenses	50203110 01	20,000		20,000	-	-	-	-	-	-	20,000	-	
Other Supplies and Materials Expenses	50203990 00	4,028,000		4,028,000	161,090	511,174	672,264	98,822	369,362	468,184	3,355,736	204,080	
Water Expenses	50204010 00	574,806		574,806	476	393	869	476	239	715	573,937	154	
Electricity Expenses	50204020 00	18,967,613		18,967,613	2,594,497	3,119,171	5,713,668	1,728,744	2,077,213	3,805,958	13,253,945	1,907,710	
Postage and Courier Services	50205010 00	1,986,434		1,986,434	439,117	293,150	732,267	380,087	352,180	732,267	1,254,167	-	
Telephone- Landline	50205020 01	2,835,481		2,835,481	563,583	414,410	977,993	563,583	381,784	945,367	1,857,488	32,626	
Telephone- Mobile	50205020 02	982,000		982,000	307,794	351,470	659,264	122,591	536,673	659,264	322,736	(0)	
Internet Subscription Expenses	50205030 00	1,200,000		1,200,000	692,120	1,872,438	2,564,558	692,120	790,680	1,482,800	(1,364,558)	102,213	979,545
Cable, Satellite, Telegraph and Radio Expenses	50205040 00	24,000		24,000	6,147	4,465	10,612	6,147	4,465	10,612	13,388	-	
Awards/ Rewards Expenses	50206010 01	872,000		872,000	-	-	-	-	-	-	872,000	-	
Rewards and Incentives	50206010 02	-		-	-	-	-	-	-	-	-	-	
Survey Expenses	50207010 00	-		-	-	-	-	-	-	-	-	-	
Research, Exploration and Development Expenses	50207020 02	5,171,230		5,171,230	-	-	-	-	-	-	5,171,230	-	
Confidential Expenses	50210010 00	-		-	-	-	-	-	-	-	-	-	
Intelligence Expenses	50210020 00	-		-	-	-	-	-	-	-	-	-	
Extraordinary and Miscellaneous Expenses	50210030 00	110,000		110,000	33,000	928,206	961,206	33,000	544,606	577,606	(851,206)	383,600	
Legal Services	50211010 00	552,000		552,000	-	230,000	230,000	-	-	-	322,000	230,000	
Auditing Services	50211020 00	120,000		120,000	-	-	-	-	-	-	120,000	-	
Consultancy Services	50211030 02	3,890,000		3,890,000	-	-	-	-	-	-	3,890,000	-	
Other Professional Services	50211990 00	27,185,700		27,185,700	10,309,965	12,367,747	22,677,712	9,692,767	12,419,729	22,112,497	4,507,988	565,216	
Environment/Sanitary Services	50212010 00	150,000		150,000	-	-	-	-	-	-	150,000	-	
Janitorial Services	50212020 00	7,070,509		7,070,509	1,401,098	1,120,725	2,521,822	1,120,725	1,120,725	2,241,449	4,548,687	280,373	
Security Services	50212030 00	9,652,499		9,652,499	1,525,890	1,844,181	3,370,071	1,247,715	2,122,356	3,370,071	6,282,428	-	
Other General Services- ICT Services	50212990 01	-		-	-	-	-	-	-	-	-	-	
Other General Services	50212990 99	-		-	8,009	13,071	21,080	8,009	13,071	21,080	(21,080)	-	
RM - Other Land Improvements	50213020 99	-		-	-	-	-	-	-	-	-	-	
RM - Water Supply System	50213030 04	-		-	-	-	-	-	-	-	-	-	
RM - Power Supply Systems	50213030 05	825,825		825,825	-	-	-	-	-	-	825,825	-	


SUMMARY OF APPROVED BUDGET, UTILIZATIONS, DISBURSEMENTS AND BALANCES BY OBJECT OF EXPENDITURES
As of the Quarter Ending June 30, 2016

Department : HEALTH
 Agency : FOOD AND DRUG ADMINISTRATION
 Operating Unit : _____
 Organization Code (UACS) : 13-001-02-00001
 Funding Source Code (as clustered) : SAGF

Particulars	UACS CODE	Approved Budget			Budget Utilization			Disbursements			BALANCES			
		Approved Budgeted Revenue	Adjustments (Additions, Reductions, Realignment)	Adjusted Budgeted Revenue	1st Quarter Ending March 31	2nd Quarter Ending June 30	Total	1st Quarter Ending March 31	2nd Quarter Ending June 30	Total	Unutilized Budget	Unpaid Utilizations (10-15) = (17+18)		
												Due and Demandable / Accounts Payable	Not Yet Due and Demandable	
1	2	3	4	5=[3+(-)4]	6	7	10=(6+7+8+9)	11	12	15=(11+12+13+14)	16=(5-10)	17	18	
RM - Communication Networks	50213030 06			-			-							
RM - Other Infrastructure Assets	50213030 99			-			-							
RM - Buildings	50213040 01	2,853,661		2,853,661	214,970	-	214,970	-	170,295	170,295	2,638,691	44,675	-	
RM - Hospitals and Health Centers	50213040 03			-			-							
RM - Hotels and Dormitories	50213040 06			-			-							
RM - Other Structures	50213040 99	377,080		377,080	98,501	228,000	326,501	-	22,829	22,829	50,579	303,672	-	
RM - Machinery	50213050 01			-		10,628	10,628		10,628	10,628	(10,628)			
RM - Office Equipment	50213050 02	915,955		915,955	129,930	83,358	213,288	122,380	17,758	140,138	702,667	73,150		
RM - ICT Equipment	50213050 03	280,000		280,000			-				280,000			
RM - Airport Equipment	50213050 06			-			-							
RM - Communication Equipment	50213050 07	62,370		62,370			-				62,370			
RM - Disaster Response and Rescue Equipment	50213050 09			-			-							
RM - Medical Equipment	50213050 11			-			-							
RM - Printing Equipment	50213050 12			-			-							
RM - Technical and Scientific Equipment	50213050 14	3,954,453		3,954,453	340,693	323,471	664,164	64,749	162,347	227,096	3,290,289	(0)	437,068	
RM - Other Machinery and Equipment	50213050 99			-			-							
RM - Motor Vehicles	50213060 01	470,333		470,333	205,104	265,404	470,508	90,704	269,871	360,575	(175)	109,933		
Taxes, Duties and Licenses	50215010 01			-		24,850	24,850		24,850	24,850	(24,850)			
Tax Refund	50215010 02			-			-							
Fidelity Bond Premiums	50215020 00	260,000		260,000	4,500	22,826	27,326	4,500	22,826	27,326	232,674			
Insurance Expenses	50215030 00	828,000		828,000	61,556	388,423	449,979	51,556	398,423	449,979	378,021			
Advertising Expenses	50299010 00	3,530,000		3,530,000	653,850	428,310	1,082,161	638,170	443,990	1,082,161	2,447,839			
Printing and Publication Expenses	50299020 00	833,806		833,806		53,300	53,300				780,506	53,300		
Representation Expenses	50299030 00	5,136,787		5,136,787	266,373	322,182	588,555	145,901	434,962	580,863	4,548,232	7,692		
Transportation and Delivery Expenses	50299040 00			-			-							
Rent- Building and Structures	50299050 01	1,535,821		1,535,821	289,213	192,808	482,021	192,808	192,808	385,617	1,053,800	96,404		
Rent- Lands	50299050 02			-			-							
Rent- Motor Vehicles	50299050 03	2,066,458		2,066,458	33,000	11,000	44,000	22,000	22,000	44,000	2,022,458			
Rent- Equipment	50299050 04			-			-							
Membership Dues and Contributions to Organizations	50299060 00			-			-							
Subscription	50299070 00	13,490,471		13,490,471	331,691	11,647	343,338	331,691	11,647	343,338	13,147,133			
Website Maintenance	50299990 01	30,000		30,000			-				30,000			
Other Maintenance and Operating Expenses	50299990 99	14,918,734		14,918,734	1,164,601	1,597,116	2,761,717	1,150,038	1,319,652	2,469,690	12,157,017	292,026		
Financial Expenses														
Capital Outlays		60,350,000		60,350,000										
Office Equipment	50604050 02	350,000		350,000										
Technical and Scientific Equipment	50604050 14	60,000,000		60,000,000										
GRAND TOTAL		286,763,000		286,763,000	26,363,905	37,253,956	63,617,861	22,351,311	33,318,597	55,669,908	162,795,139	6,029,901	1,918,052	

Certified Correct:  **RODERICK C. MATEO**
OIC-Budget and Management Division

Certified Correct:  **MA. VICTORIA F. CALZADO**
Chief Accountant

Approved by:  **MARIA LOURDES C. SANTIAGO, MSc, MM**
OIC-Director General

**SUMMARY OF APPROVED BUDGET, UTILIZATIONS, DISBURSEMENTS AND BALANCES BY OBJECT OF EXPENDITURES
As of the Quarter Ending September 30, 2016**

Department : HEALTH
 Agency : FOOD AND DRUG ADMINISTRATION
 Operating Unit :
 Organization Code (UACS) : 13-001-02-00001
 Funding Source Code (as clustered) : SAGF

Particulars	UACS CODE	Approved Budget			Budget Utilization				Disbursements				BALANCES		
		Approved Budgeted Revenue	Adjustments (Additions, Reductions, Realignment)	Adjusted Budgeted Revenue	1st Quarter Ending March 31	2nd Quarter Ending June 30	3rd Quarter Ending Sept. 30	Total	1st Quarter Ending March 31	2nd Quarter Ending June 30	3rd Quarter Ending Sept. 30	Total	Unutilized Budget	Unpaid Utilizations (10-15) = (17+18)	
														Due and Demandable / Accounts Payable	Not Yet Due and Demandable
1	2	3	4	5=[3+(-)4]	6	7	8	10=(6+7+8+9)	11	12	13	15=(11+12+13+14)	16=(5-10)	17	18
SUMMARY															
A. AGENCY SPECIFIC BUDGET		292,193,000	-	292,193,000	26,363,905	37,253,956	43,448,903	107,066,763	22,351,311	33,318,597	43,017,028	98,686,936	185,126,237	6,504,455	1,875,373
Personnel Services															
Maintenance & Other Operating Expenses		226,413,000		226,413,000	26,363,905	37,253,956	41,558,724	105,176,585	22,351,311	33,318,597	41,228,109	96,898,017	121,236,415	6,403,195	1,875,373
Travel Expenses-Local	50201010 00	21,445,629		21,445,629	851,754	2,539,876	5,224,855	8,616,486	798,791	1,840,250	5,334,567	7,973,608	12,829,143	642,878	-
Travel Expenses-Foreign	50201020 00	12,990,648		12,990,648	1,025,026	1,915,540	1,880,054	4,820,620	827,264	1,604,836	2,059,786	4,491,886	8,170,028	328,735	-
Training Expenses	50202010 02	22,225,669		22,225,669	307,353	3,323,970	2,679,801	6,311,124	280,483	3,319,416	2,425,602	6,025,501	15,914,545	285,623	-
Scholarship Grants/ Expenses	50202020 00	880,000		880,000	-	-	-	-	-	-	-	-	880,000	-	-
Office Supplies Expenses	50203010 02	12,774,801		12,774,801	1,571,626	1,003,145	1,635,619	4,210,390	1,411,866	1,085,778	1,109,937	3,607,580	8,564,411	602,809	-
Accountable Forms Expenses	50203020 00	942,500		942,500	-	-	-	-	-	-	-	-	942,500	-	-
Non-accountable Forms Expenses	50203030 00	880,000		880,000	-	-	-	-	-	-	-	-	880,000	-	-
Animal/Zoological Supplies Expenses	50203040 00	-		-	-	-	-	-	-	-	-	-	-	-	-
Food Supplies Expenses	50203050 00	-		-	-	-	-	-	-	-	-	-	-	-	-
Welfare Goods Expenses	50203060 00	-		-	-	-	-	-	-	-	-	-	-	-	-
Drugs and Medicines Expenses	50203070 00	2,513,205		2,513,205	-	-	-	-	-	-	-	-	2,513,205	-	-
Medical, Dental and Laboratory Supplies Expenses	50203080 00	8,832,005		8,832,005	415,857	930,640	2,233,354	3,579,852	181,671	723,187	1,406,162	2,311,020	5,252,153	0	1,268,832
Fuel, Oil and Lubricants Expenses	50203090 00	5,166,517		5,166,517	355,520	506,859	255,575	1,117,955	341,951	487,159	249,874	1,078,985	4,048,562	38,970	-
Agricultural Supplies Expenses	50203100 00	-		-	-	-	-	-	-	-	-	-	-	-	-
Textbooks and Instructional Materials Expenses	50203110 01	20,000		20,000	-	-	-	-	-	-	-	-	20,000	-	-
Other Supplies and Materials Expenses	50203990 00	4,028,000		4,028,000	161,090	511,174	530,953	1,203,217	98,822	369,362	427,184	895,368	2,824,783	307,849	-
Water Expenses	50204010 00	574,806		574,806	476	393	-	869	476	239	-	715	573,937	154	-
Electricity Expenses	50204020 00	18,967,613		18,967,613	2,594,497	3,119,171	2,953,814	8,667,482	1,728,744	2,077,213	3,884,406	7,690,363	10,300,131	977,119	-
Postage and Courier Services	50205010 00	1,986,434		1,986,434	439,117	293,150	503,764	1,236,032	380,087	352,180	475,788	1,208,056	750,402	27,976	-
Telephone- Landline	50205020 01	2,835,481		2,835,481	563,583	414,410	760,616	1,738,609	563,583	381,784	777,810	1,723,177	1,096,872	15,433	-
Telephone- Mobile	50205020 02	982,000		982,000	307,794	351,470	566,470	1,225,734	122,591	536,673	595,883	1,255,147	(243,734)	(29,413)	-
Internet Subscription Expenses	50205030 00	1,200,000		1,200,000	692,120	1,872,438	1,190,174	3,754,732	692,120	790,680	2,309,472	3,792,272	(2,554,732)	(37,540)	-
Cable, Satellite, Telegraph and Radio Expenses	50205040 00	24,000		24,000	6,147	4,465	5,475	16,087	6,147	4,465	5,310	15,922	7,913	165	-
Awards/ Rewards Expenses	50206010 01	872,000		872,000	-	-	-	-	-	-	-	-	872,000	-	-
Rewards and Incentives	50206010 02	-		-	-	-	-	-	-	-	-	-	-	-	-
Survey Expenses	50207010 00	-		-	-	-	-	-	-	-	-	-	-	-	-
Research, Exploration and Development Expenses	50207020 02	5,171,230		5,171,230	-	-	-	-	-	-	-	-	5,171,230	-	-
Confidential Expenses	50210010 00	-		-	-	-	-	-	-	-	-	-	-	-	-
Intelligence Expenses	50210020 00	-		-	-	-	-	-	-	-	-	-	-	-	-
Extraordinary and Miscellaneous Expenses	50210030 00	110,000		110,000	33,000	928,206	264,000	1,225,206	33,000	544,606	264,000	841,606	(1,115,206)	383,600	-
Legal Services	50211010 00	552,000		552,000	-	230,000	46,000	276,000	-	-	86,000	86,000	276,000	190,000	-
Auditing Services	50211020 00	120,000		120,000	-	-	-	-	-	-	-	-	120,000	-	-
Consultancy Services	50211030 02	3,890,000		3,890,000	-	-	936,364	936,364	-	-	600,000	600,000	2,953,636	336,364	-
Other Professional Services	50211990 00	27,185,700		27,185,700	10,309,965	12,367,747	10,858,398	33,536,110	9,692,767	12,419,729	11,065,652	33,178,149	(6,350,410)	357,961	-
Environment/Sanitary Services	50212010 00	150,000		150,000	-	-	-	-	-	-	-	-	150,000	-	-
Janitorial Services	50212020 00	7,070,509		7,070,509	1,401,098	1,120,725	1,819,385	4,341,207	1,120,725	1,120,725	1,740,876	3,982,325	2,729,302	358,881	-
Security Services	50212030 00	9,652,499		9,652,499	1,525,890	1,844,181	1,661,741	5,031,812	1,247,715	2,122,356	1,657,591	5,027,662	4,620,687	4,150	-
Other General Services- ICT Services	50212990 01	-		-	-	-	-	-	-	-	-	-	-	-	-
Other General Services	50212990 99	-		-	8,009	13,071	183,507	204,587	8,009	13,071	9,876	30,956	(204,587)	173,631	-
RM - Other Land Improvements	50213020 99	-		-	-	-	-	-	-	-	-	-	-	-	-
RM - Water Supply System	50213030 04	-		-	-	-	-	-	-	-	-	-	-	-	-
RM - Power Supply Systems	50213030 05	825,825		825,825	-	-	-	-	-	-	-	-	825,825	-	-

SUMMARY OF APPROVED BUDGET, UTILIZATIONS, DISBURSEMENTS AND BALANCES BY OBJECT OF EXPENDITURES
As of the Quarter Ending September 30, 2016





Department : HEALTH
 Agency : FOOD AND DRUG ADMINISTRATION
 Operating Unit : _____
 Organization Code (UACS) : 13-001-02-00001
 Funding Source Code (as clustered) : SAGF

Particulars	UACS CODE	Approved Budget			Budget Utilization				Disbursements				BALANCES			
		Approved Budgeted Revenue	Adjustments (Additions, Reductions, Realignment)	Adjusted Budgeted Revenue	1st Quarter	2nd Quarter	3rd Quarter	Total	1st Quarter	2nd Quarter	3rd Quarter	Total	Unutilized Budget	Unpaid Utilizations (10-15) = (17+18)		
					Ending March 31	Ending June 30	Ending Sept. 30		Ending March 31	Ending June 30	Ending Sept. 30			Due and Demandable / Accounts Payable	Not Yet Due and Demandable	
1	2	3	4	5=[3+(-)4]	6	7	8	10=(6+7+8+9)	11	12	13	15=(11+12+13+14)	16=(5-10)	17	18	
RM - Communication Networks	50213030 06			-				-					-			
RM - Other Infrastructure Assets	50213030 99			-				-					-			
RM - Buildings	50213040 01	2,853,661		2,853,661	214,970	-	103,805	318,775	-	170,295	18,286	188,581	2,534,886	130,194		
RM - Hospitals and Health Centers	50213040 03			-				-					-			
RM - Hotels and Dormitories	50213040 06			-				-					-			
RM - Other Structures	50213040 99	377,080		377,080	98,501	228,000	-	326,501	-	22,829	228,000	250,829	50,579	75,672		
RM - Machinery	50213050 01			-				-					-			
RM - Office Equipment	50213050 02	915,955		915,955	129,930	83,358	86,115	299,404	122,380	17,758	151,315	291,454	616,551	7,950		
RM - ICT Equipment	50213050 03	280,000		280,000			230,440	230,440				218,095	218,095	49,560	12,345	
RM - Airport Equipment	50213050 06			-				-					-			
RM - Communication Equipment	50213050 07	62,370		62,370				-					-			
RM - Disaster Response and Rescue Equipment	50213050 09			-				-					-			
RM - Medical Equipment	50213050 11			-				-					-			
RM - Printing Equipment	50213050 12			-				-					-			
RM - Technical and Scientific Equipment	50213050 14	3,954,453		3,954,453	340,693	323,471	721,656	1,385,820	64,749	162,347	552,183	779,279	2,568,633		606,541	
RM - Other Machinery and Equipment	50213050 99			-				-					-			
RM - Motor Vehicles	50213060 01	470,333		470,333	205,104	265,404	231,351	701,859	90,704	269,871	177,414	537,989	(231,526)	163,870		
Taxes, Duties and Licenses	50215010 01			-		24,850	60,937	85,787					84,287	(85,787)	1,500	
Tax Refund	50215010 02			-				-					-			
Fidelity Bond Premiums	50215020 00	260,000		260,000	4,500	22,826	600	27,926	4,500	22,826	600	27,926	232,074			
Insurance Expenses	50215030 00	828,000		828,000	61,556	388,423	148,673	598,652	51,556	398,423	16,177	466,156	229,348	132,496		
Advertising Expenses	50299010 00	3,530,000		3,530,000	653,850	428,310	794,377	1,876,538	638,170	443,990	685,348	1,767,509	1,653,462	109,029		
Printing and Publication Expenses	50299020 00	833,806		833,806		53,300	395,000	448,300			412,450	412,450	385,506	35,850		
Representation Expenses	50299030 00	5,136,787		5,136,787	266,373	322,182	336,058	924,613	145,901	434,962	323,245	904,108	4,212,174	20,506		
Transportation and Delivery Expenses	50299040 00			-				-					-			
Rent- Building and Structures	50299050 01	1,535,821		1,535,821	289,213	192,808	-	482,021	192,808	192,808	-	385,617	1,053,800	96,404		
Rent- Lands	50299050 02			-				-					-			
Rent- Motor Vehicles	50299050 03	2,066,458		2,066,458	33,000	11,000	371,410	415,410	22,000	22,000	290,132	334,132	1,651,048	81,278		
Rent- Equipment	50299050 04			-				-					-			
Membership Dues and Contributions to Organizations	50299060 00			-				-					-			
Subscription	50299070 00	13,490,471		13,490,471	331,691	11,647	(224,258)	119,080	331,691	11,647	(224,729)	118,609	13,371,391	471		
Website Maintenance	50299990 01	30,000		30,000				-					30,000			
Other Maintenance and Operating Expenses	50299990 99	14,918,734		14,918,734	1,164,601	1,597,116	2,112,639	4,874,356	1,150,038	1,319,652	1,834,380	4,304,070	10,044,378	570,286		
Financial Expenses																
Capital Outlays		65,780,000		65,780,000			1,890,178	1,890,178			1,788,919	1,788,919	63,889,822	101,260	(0)	
Land	50604010 01			-				-					-			
Other Land Improvements	50604020 99			-				-					-			
Water Supply Systems	50604030 04	5,430,000		5,430,000			1,890,178	1,890,178			1,788,919	1,788,919	3,539,822	101,260	(0)	
Power Supply Systems	50604030 05			-				-					-			
Communication Networks	50604030 06			-				-					-			
Other Infrastructure Assets	50604030 99			-				-					-			
Buildings	50604040 01			-				-					-			
Hospitals and Health Centers	50604040 03			-				-					-			
Hotels and Dormitories	50604040 06			-				-					-			
Other Structures	50604040 99			-				-					-			
Machinery	50604050 01			-				-					-			
Office Equipment	50604050 02	350,000		350,000				-					350,000			

SUMMARY OF APPROVED BUDGET, UTILIZATIONS, DISBURSEMENTS AND BALANCES BY OBJECT OF EXPENDITURES
As of the Quarter Ending September 30, 2016

Department : HEALTH
 Agency : FOOD AND DRUG ADMINISTRATION
 Operating Unit : _____
 Organization Code (UACS) : 13-001-02-00001
 Funding Source Code (as clustered) : SAGF

Particulars	UACS CODE	Approved Budget			Budget Utilization				Disbursements				BALANCES			
		Approved Budgeted Revenue	Adjustments (Additions, Reductions, Realignment)	Adjusted Budgeted Revenue	1st Quarter	2nd Quarter	3rd Quarter	Total	1st Quarter	2nd Quarter	3rd Quarter	Total	Unutilized Budget	Unpaid Utilizations (10-15) = (17+18)		
					Ending March 31	Ending June 30	Ending Sept. 30		Ending March 31	Ending June 30	Ending Sept. 30			Due and Demandable / Accounts Payable	Not Yet Due and Demandable	
1	2	3	4	5=[3+(-)4]	6	7	8	10=(6+7+8+9)	11	12	13	15=(11+12+13+14)	16=(5-10)	17	18	
Information and Communication Technology Equipment	50604050 03							-								
Airport Equipment	50604050 06							-								
Communication Equipment	50604050 07							-								
Disaster Response and Rescue Equipment	50604050 09							-								
Medical Equipment	50604050 11							-								
Printing Equipment	50604050 12							-								
Technical and Scientific Equipment	50604050 14	60,000,000		60,000,000				-					60,000,000			
<i>Continue down to the last object of expenditure...</i>																
GRAND TOTAL		292,193,000	-	292,193,000	26,363,905	37,253,956	43,448,903	107,066,763	22,351,311	33,318,597	43,017,028	98,686,936	185,126,237	6,504,455	1,875,373	

Certified Correct:  RODERICK C. MATEO Head, Budget and Management Division	Certified Correct:  MA VICTORIA F. CALZADO Head, Accounting Division	Recommending Approval:  ATTY. RONALD R. DE VEYRA, MBA, CESO VI Deputy Director General for Internal Management	Approved by:  NELA CHARADE G. PUNO, RPh Director General
---	---	--	--