




STATEMENT APPROVED BUDGET, UTILIZATIONS, DISBURSEMENTS AND BALANCES
As of the Quarter Ending March 31, 2016

Department : HEALTH
 Agency : FOOD AND DRUG ADMINISTRATION
 Operating Unit : _____
 Organization Code (UACS) : 13-001-02-0001
 Funding Source Code (as clustered) : SAGF

Particulars	UACS CODE	Approved Budget			Budget Utilization					Disbursements					BALANCES		
		Approved Budgeted Revenue	Adjustments (Additions, Reductions, Realignment)	Adjusted Budgeted Revenue	1st Quarter	2nd Quarter	3rd Quarter	4th Quarter	Total	1st Quarter	2nd Quarter	3rd Quarter	4th Quarter	Total	Unutilized Budget	Unpaid Utilizations (10-15) = (17+18)	
					Ending March 31	Ending June 30	Ending Sept. 30	Ending Dec. 31		Ending March 31	Ending June 30	Ending Sept. 30	Ending Dec. 31			Due and Demandable / Accounts Payable	Not Yet Due and Demandable
1	2	3	4	5=[3+(-)4]	6	7	8	9	10=(6+7+8+9)	11	12	13	14	15=(11+12+13+14)	16=(5-10)	17	18
I. Agency Approved Budget																	
General Administration and Support																	
General Administration and Supervision																	
Operations																	
MFO 4																	
Regulation of Food and Drugs, including Regulation of Food Fortification and Salt Iodization																	
PAP	304010003	226,413,000		226,413,000	26,363,905	-	-	-	26,363,905	22,351,311	-	-	-	22,351,311	200,049,095	3,074,937	937,657
PS																	
MOOE		226,413,000		226,413,000	26,363,905	-	-	-	26,363,905	22,351,311	-	-	-	22,351,311	200,049,095	3,074,937	937,657
Fin Exp.(if applicable)		-		-	-	-	-	-	-	-	-	-	-	-	-	-	-
CO		-		-	-	-	-	-	-	-	-	-	-	-	-	-	-
Sub-Total, Agency Specific Budget		226,413,000		226,413,000	26,363,905	-	-	-	26,363,905	22,351,311	-	-	-	22,351,311	200,049,095	3,074,937	937,657
PS																	
MOOE		226,413,000		226,413,000	26,363,905	-	-	-	26,363,905	22,351,311	-	-	-	22,351,311	200,049,095	3,074,937	937,657
Fin Exp.(if applicable)		-		-	-	-	-	-	-	-	-	-	-	-	-	-	-
CO		-		-	-	-	-	-	-	-	-	-	-	-	-	-	-
II. Automatic Appropriations																	
III. Special Purpose Fund (Please specify)																	
GRAND TOTAL		226,413,000		226,413,000	26,363,905	-	-	-	26,363,905	22,351,311	-	-	-	22,351,311	200,049,095	3,074,937	937,657
PS																	
PS																	
MOOE		226,413,000	-	226,413,000	26,363,905	-	-	-	26,363,905	22,351,311	-	-	-	22,351,311	200,049,095	3,074,937	937,657
Fin Exp.(if applicable)		-		-	-	-	-	-	-	-	-	-	-	-	-	-	-
CO		-		-	-	-	-	-	-	-	-	-	-	-	-	-	-
Recapitulation by MFO:																	
MFO 4		226,413,000	-	226,413,000	26,363,905	-	-	-	26,363,905	22,351,311	-	-	-	22,351,311	200,049,095	3,074,937	937,657

Certified Correct:

RODERICK C. MATEO
 Budget and Management Division


Certified Correct:

MA, VICTORIA F. CALZADO
 Chief Accountant


Approved By:

MARIA LOURDES C. SANTIAGO, MSc, MM
 OIC-Director General


STATEMENT OF APPROVED BUDGET, UTILIZATIONS, DISBURSEMENTS AND BALANCES
As of the Quarter Ending June 30, 2016

Department : HEALTH
 Agency : FOOD AND DRUG ADMINISTRATION
 Operating Unit : _____
 Organization Code (UACS) : 13-001-02-0001
 Funding Source Code (as clustered) : SAGF

Particulars	UACS CODE	Approved Budget			Budget Utilization					Disbursements					BALANCES			
		Approved Budgeted Revenue	Adjustments (Additions, Reductions, Realignment)	Adjusted Budgeted Revenue	1st Quarter	2nd Quarter	3rd Quarter	4th Quarter	Total	1st Quarter	2nd Quarter	3rd Quarter	4th Quarter	Total	Unutilized Budget	Unpaid Utilizations (10-15) = (17+18)		
					Ending March 31	Ending June 30	Ending Sept. 30	Ending Dec. 31		Ending March 31	Ending June 30	Ending Sept. 30	Ending Dec. 31			Due and Demandable / Accounts Payable	Not Yet Due and Demandable	
1	2	3	4	5=[3+(-)4]	6	7	8	9	10=(6+7+8+9)	11	12	13	14	15=(11+12+13+14)	16=(5-10)	17	18	
I. Agency Approved Budget																		
General Administration and Support																		
General Administration and Supervision																		
Operations																		
MFO 4	Regulation of Food and Drugs, including Regulation of Food Fortification and Salt Iodization	304010003	286,763,000		286,763,000	26,363,905	37,253,956	-	-	63,617,861	22,351,311	33,318,597	-	-	55,669,908	162,795,139	6,029,901	1,918,052
PAP																		
PS	MOOE		226,413,000		226,413,000	26,363,905	37,253,956	-	-	63,617,861	22,351,311	33,318,597	-	-	55,669,908	162,795,139	6,029,901	1,918,052
Fin Exp.(if applicable)	CO		60,350,000		60,350,000	-	-	-	-	-	-	-	-	-	-	-	-	-
Sub-Total, Agency Specific Budget			286,763,000		286,763,000	26,363,905	37,253,956	-	-	63,617,861	22,351,311	33,318,597	-	-	55,669,908	162,795,139	6,029,901	1,918,052
PS	MOOE		226,413,000		226,413,000	26,363,905	37,253,956	-	-	63,617,861	22,351,311	33,318,597	-	-	55,669,908	162,795,139	6,029,901	1,918,052
Fin Exp.(if applicable)	CO		60,350,000		60,350,000	-	-	-	-	-	-	-	-	-	-	-	-	-
II. Automatic Appropriations																		
III. Special Purpose Fund (Please specify)																		
GRAND TOTAL			347,113,000		347,113,000	26,363,905	37,253,956	-	-	63,617,861	22,351,311	33,318,597	-	-	55,669,908	162,795,139	6,029,901	1,918,052
PS	PS		286,763,000		286,763,000	26,363,905	37,253,956	-	-	63,617,861	22,351,311	33,318,597	-	-	55,669,908	162,795,139	6,029,901	1,918,052
MOOE	Fin Exp.(if applicable)		60,350,000		60,350,000	-	-	-	-	-	-	-	-	-	-	-	-	-
CO																		
Recapitulation by MFO:																		
MFO 4			286,763,000		286,763,000	26,363,905	37,253,956	-	-	63,617,861	22,351,311	33,318,597	-	-	55,669,908	162,795,139	6,029,901	1,918,052

Certified Correct:  **RODERICK C. MATEO**
Budget and Management Division

Certified Correct:  **MA. VICTORIA F. CALZADO**
Chief Accountant

Approved By:  **MARIA LOURDES C. SANTIAGO, MSc, MM**
OIC-Director General

STATEMENT OF APPROVED BUDGET, UTILIZATIONS, DISBURSEMENTS AND BALANCES
As of the Quarter Ending September 30, 2016

Department : HEALTH
 Agency : FOOD AND DRUG ADMINISTRATION
 Operating Unit :
 Organization Code (UACS) : 13-001-02-0001
 Funding Source Code (as clustered) : SAGF

Particulars	UACS CODE	Approved Budget			Budget Utilization				Disbursements				BALANCES			
		Approved Budgeted Revenue	Adjustments (Additions, Reductions, Realignment)	Adjusted Budgeted Revenue	1st Quarter Ending March 31	2nd Quarter Ending June 30	3rd Quarter Ending Sept. 30	Total	1st Quarter Ending March 31	2nd Quarter Ending June 30	3rd Quarter Ending Sept. 30	Total	Unutilized Budget	Unpaid Utilizations (10-15) = (17+18)		
														Due and Demandable / Accounts Payable	Not Yet Due and Demandable	
1	2	3	4	5=[3+(-)4]	6	7	8	10=(6+7+8+9)	11	12	13	15=(11+12+13+14)	16=(5-10)	17	18	
I. Agency Approved Budget																
<i>General Administration and Support</i>																
General Administration and Supervision																
Operations																
MFO 4		Regulation of Food and Drugs, including Regulation of Food Fortification and Salt Iodization														
	304010003	292,193,000		292,193,000	26,363,905	37,253,956	43,448,903	107,066,764	22,351,311	33,318,597	43,017,028	98,686,936	185,126,236	6,504,455	1,875,373	
PAP:																
PS		226,413,000		226,413,000	26,363,905	37,253,956	41,558,724	105,176,585	22,351,311	33,318,597	41,228,109	96,898,017	121,236,415	6,403,195	1,875,373	
MOOE		-		-	-	-	-	-	-	-	-	-	-	-	-	
Fin Exp.(if applicable)		65,780,000		65,780,000	-	1,890,178	1,890,178	-	-	1,788,919	1,788,919	63,889,822	101,260			
CO		-		-	-	-	-	-	-	-	-	-	-	-	-	
Sub-Total, Agency Specific Budget		292,193,000		292,193,000	26,363,905	37,253,956	43,448,903	107,066,764	22,351,311	33,318,597	43,017,028	98,686,936	185,126,236	6,403,195	1,875,373	
PS		226,413,000		226,413,000	26,363,905	37,253,956	41,558,724	105,176,585	22,351,311	33,318,597	41,228,109	96,898,017	121,236,415	6,403,195	1,875,373	
MOOE		-		-	-	-	-	-	-	-	-	-	-	-	-	
Fin Exp.(if applicable)		65,780,000		65,780,000	-	1,890,178	1,890,178	-	-	1,788,919	1,788,919	63,889,822	101,260			
CO		-		-	-	-	-	-	-	-	-	-	-	-	-	
II. Automatic Appropriations																
III. Special Purpose Fund (Please specify)																
GRAND TOTAL																
PS		292,193,000		292,193,000	26,363,905	37,253,956	43,448,903	107,066,764	22,351,311	33,318,597	44,805,947	100,475,855	249,016,058	6,403,195	1,976,632	
PS		226,413,000		226,413,000	26,363,905	37,253,956	41,558,724	105,176,585	22,351,311	33,318,597	43,017,028	98,686,936	185,126,236	6,403,195	1,875,373	
MOOE		-		-	-	-	-	-	-	-	-	-	-	-	-	
Fin Exp.(if applicable)		65,780,000		65,780,000	-	1,890,178	1,890,178	-	-	1,788,919	1,788,919	63,889,822	101,260			
CO		-		-	-	-	-	-	-	-	-	-	-	-	-	
Recapitulation by MFO:																
MFO 4		292,193,000		292,193,000	26,363,905	37,253,956	43,448,903	107,066,764	22,351,311	33,318,597	43,017,028	98,686,936	185,126,236	6,504,455	1,875,373	

Certified Correct:


RODERICK C. MATEO
 Head, Budget and Management Division

Certified Correct:

MA. VICTORIA F. CALZADO
 Head, Accounting Division

Recommending Approval:


ATTY. RONALD R. DE VEYRA, MBA, CESO VI
 Deputy Director for Internal Management

Approved By:


NELA CHARADE G. PUNO, RPh
 Director General