

STATEMENT OF APPROPRIATIONS, ALLOTMENTS, OBLIGATIONS, DISBURSEMENTS AND BALANCES
As at the Quarter Ending December 31, 2019

Department : Department of Health (DOH)
 Agency/Entity : Office of the Secretary
 Operating Unit : Food and Drug Administration
 Organization Code : 13 001 0200001
 Fund Cluster : 01 Regular Agency Fund

| | |
|---|-----------------------------|
| X | Current Appropriations |
| | Supplemental Appropriations |
| | Continuing Appropriations |

(e.g. UACS Fund Cluster: 01-Regular Agency Fund, 02-Foreign Assisted Projects Fund, 03-Special Account-Locally Funded/Domestic Grants Fund, and 04-Special Account-Foreign Assisted/Foreign Grants Fund)

| Particulars | UACS CODE | Appropriations | | | Allotments | | | Current Year Obligations | | | | | Current Year Disbursements | | | | | Balances | | | | | |
|---|------------------|---------------------------|--|-------------------------|---------------------|--|-------------|--------------------------|---------------------------|-----------------------------|----------------------------|-----------------------------|----------------------------|------------------|-----------------------------|----------------------------|-----------------------------|----------------------------|------------------|------------------|------------------------|------------------------------------|----------------------------|
| | | Authorized Appropriations | Adjustments (Transfer To/From, Modifications/) | Adjusted Appropriations | Allotments Received | Adjustments (Reductions, Modifications/ Augmentations) | Transfer To | Transfer From | Adjusted Total Allotments | 1st Quarter Ending March 31 | 2nd Quarter Ending June 30 | 3rd Quarter Ending Sept. 30 | 4th Quarter Ending Dec. 31 | TOTAL | 1st Quarter Ending March 31 | 2nd Quarter Ending June 30 | 3rd Quarter Ending Sept. 30 | 4th Quarter Ending Dec. 31 | TOTAL | Unreleased Appro | Unobligated Allotments | Unpaid Obligations (15-20)=(23+24) | |
| | | | | | | | | | | | | | | | | | | | | | | Due and Demandable | Not Yet Due and Demandable |
| 1 | 2 | 3 | 4 | 5=(3+4) | 6 | 7 | 8 | 9 | 10=[(6+(-)7)-8+9] | 11 | 12 | 13 | 14 | 15=(11+12+13+14) | 16 | 17 | 18 | 19 | 20=(16+17+18+19) | 21 | 22 | 23 | 24 |
| I. Agency Specific Budget | | 319,045,000.00 | 13,985,000.00 | 333,030,000.00 | 329,982,998.00 | 0.00 | 0.00 | 3,000,000.00 | 332,982,998.00 | 92,079,593.00 | 131,975,998.00 | 49,158,312.00 | 59,272,997.00 | 332,486,900.00 | 83,780,393.00 | 136,288,086.00 | 52,320,460.00 | 59,289,920.00 | 331,678,859.00 | 47,002.00 | 496,098.00 | 808,041.00 | 0.00 |
| General Administration and Support | 1000000000000000 | 0.00 | 10,985,000.00 | 10,985,000.00 | 10,937,998.00 | 0.00 | 0.00 | 0.00 | 10,937,998.00 | 0.00 | 0.00 | 31,618.00 | 10,906,377.00 | 10,937,995.00 | 0.00 | 0.00 | 31,618.00 | 10,906,377.00 | 10,937,995.00 | 47,002.00 | 3.00 | 0.00 | 0.00 |
| Administration of Personnel Benefits | 100000100002000 | 0.00 | 10,985,000.00 | 10,985,000.00 | 10,937,998.00 | 0.00 | 0.00 | 0.00 | 10,937,998.00 | 0.00 | 0.00 | 31,618.00 | 10,906,377.00 | 10,937,995.00 | 0.00 | 0.00 | 31,618.00 | 10,906,377.00 | 10,937,995.00 | 47,002.00 | 3.00 | 0.00 | 0.00 |
| PS | | 0.00 | 10,985,000.00 | 10,985,000.00 | 10,937,998.00 | 0.00 | 0.00 | 0.00 | 10,937,998.00 | 0.00 | 0.00 | 31,618.00 | 10,906,377.00 | 10,937,995.00 | 0.00 | 0.00 | 31,618.00 | 10,906,377.00 | 10,937,995.00 | 47,002.00 | 3.00 | 0.00 | 0.00 |
| Sub-Total, General Administration and Support | | 0.00 | 10,985,000.00 | 10,985,000.00 | 10,937,998.00 | 0.00 | 0.00 | 0.00 | 10,937,998.00 | 0.00 | 0.00 | 31,618.00 | 10,906,377.00 | 10,937,995.00 | 0.00 | 0.00 | 31,618.00 | 10,906,377.00 | 10,937,995.00 | 47,002.00 | 3.00 | 0.00 | 0.00 |
| PS | | 0.00 | 10,985,000.00 | 10,985,000.00 | 10,937,998.00 | 0.00 | 0.00 | 0.00 | 10,937,998.00 | 0.00 | 0.00 | 31,618.00 | 10,906,377.00 | 10,937,995.00 | 0.00 | 0.00 | 31,618.00 | 10,906,377.00 | 10,937,995.00 | 47,002.00 | 3.00 | 0.00 | 0.00 |
| MOOE | | 0.00 | 0.00 | 0.00 | 0.00 | 0.00 | 0.00 | 0.00 | 0.00 | 0.00 | 0.00 | 0.00 | 0.00 | 0.00 | 0.00 | 0.00 | 0.00 | 0.00 | 0.00 | 0.00 | 0.00 | 0.00 | 0.00 |
| FinEx (if Applicable) | | 0.00 | 0.00 | 0.00 | 0.00 | 0.00 | 0.00 | 0.00 | 0.00 | 0.00 | 0.00 | 0.00 | 0.00 | 0.00 | 0.00 | 0.00 | 0.00 | 0.00 | 0.00 | 0.00 | 0.00 | 0.00 | 0.00 |
| CO | | 0.00 | 0.00 | 0.00 | 0.00 | 0.00 | 0.00 | 0.00 | 0.00 | 0.00 | 0.00 | 0.00 | 0.00 | 0.00 | 0.00 | 0.00 | 0.00 | 0.00 | 0.00 | 0.00 | 0.00 | 0.00 | 0.00 |
| Operations | 3000000000000000 | 319,045,000.00 | 3,000,000.00 | 322,045,000.00 | 319,045,000.00 | 0.00 | 0.00 | 3,000,000.00 | 322,045,000.00 | 92,079,593.00 | 131,975,998.00 | 49,126,694.00 | 48,366,620.00 | 321,548,905.00 | 83,780,393.00 | 136,288,086.00 | 52,288,842.00 | 48,383,543.00 | 320,740,864.00 | 0.00 | 496,095.00 | 808,041.00 | 0.00 |
| OO: Access to promotive and preventive health care services improved | | 0.00 | 3,000,000.00 | 3,000,000.00 | 0.00 | 0.00 | 0.00 | 3,000,000.00 | 3,000,000.00 | 0.00 | 0.00 | 87,475.00 | 2,608,426.00 | 2,695,901.00 | 0.00 | 0.00 | 79,644.00 | 2,447,240.00 | 2,526,884.00 | 0.00 | 304,099.00 | 169,017.00 | 0.00 |
| PUBLIC HEALTH PROGRAM | | 0.00 | 3,000,000.00 | 3,000,000.00 | 0.00 | 0.00 | 0.00 | 3,000,000.00 | 3,000,000.00 | 0.00 | 0.00 | 87,475.00 | 2,608,426.00 | 2,695,901.00 | 0.00 | 0.00 | 79,644.00 | 2,447,240.00 | 2,526,884.00 | 0.00 | 304,099.00 | 169,017.00 | 0.00 |
| PUBLIC HEALTH MANAGEMENT SUB-PROGRAM | | 0.00 | 3,000,000.00 | 3,000,000.00 | 0.00 | 0.00 | 0.00 | 3,000,000.00 | 3,000,000.00 | 0.00 | 0.00 | 87,475.00 | 2,608,426.00 | 2,695,901.00 | 0.00 | 0.00 | 79,644.00 | 2,447,240.00 | 2,526,884.00 | 0.00 | 304,099.00 | 169,017.00 | 0.00 |
| Public Health Management | 310301100001000 | 0.00 | 3,000,000.00 | 3,000,000.00 | 0.00 | 0.00 | 0.00 | 3,000,000.00 | 3,000,000.00 | 0.00 | 0.00 | 87,475.00 | 2,608,426.00 | 2,695,901.00 | 0.00 | 0.00 | 79,644.00 | 2,447,240.00 | 2,526,884.00 | 0.00 | 304,099.00 | 169,017.00 | 0.00 |
| MOOE | | 0.00 | 3,000,000.00 | 3,000,000.00 | 0.00 | 0.00 | 0.00 | 3,000,000.00 | 3,000,000.00 | 0.00 | 0.00 | 87,475.00 | 2,608,426.00 | 2,695,901.00 | 0.00 | 0.00 | 79,644.00 | 2,447,240.00 | 2,526,884.00 | 0.00 | 304,099.00 | 169,017.00 | 0.00 |
| OO: Access to safe and quality health commodities, devices and facilities ensured | | 319,045,000.00 | 0.00 | 319,045,000.00 | 319,045,000.00 | 0.00 | 0.00 | 0.00 | 319,045,000.00 | 92,079,593.00 | 131,975,998.00 | 49,039,219.00 | 45,758,194.00 | 318,853,004.00 | 83,780,393.00 | 136,288,086.00 | 52,209,198.00 | 45,936,303.00 | 318,213,980.00 | 0.00 | 191,996.00 | 639,024.00 | 0.00 |
| HEALTH REGULATORY PROGRAM | | 319,045,000.00 | 0.00 | 319,045,000.00 | 319,045,000.00 | 0.00 | 0.00 | 0.00 | 319,045,000.00 | 92,079,593.00 | 131,975,998.00 | 49,039,219.00 | 45,758,194.00 | 318,853,004.00 | 83,780,393.00 | 136,288,086.00 | 52,209,198.00 | 45,936,303.00 | 318,213,980.00 | 0.00 | 191,996.00 | 639,024.00 | 0.00 |
| CONSUMER HEALTH AND WELFARE SUB-PROGRAM | | 319,045,000.00 | 0.00 | 319,045,000.00 | 319,045,000.00 | 0.00 | 0.00 | 0.00 | 319,045,000.00 | 92,079,593.00 | 131,975,998.00 | 49,039,219.00 | 45,758,194.00 | 318,853,004.00 | 83,780,393.00 | 136,288,086.00 | 52,209,198.00 | 45,936,303.00 | 318,213,980.00 | 0.00 | 191,996.00 | 639,024.00 | 0.00 |
| Regulation of Health Establishments and Products | 330102100001000 | 319,045,000.00 | 0.00 | 319,045,000.00 | 319,045,000.00 | 0.00 | 0.00 | 0.00 | 319,045,000.00 | 92,079,593.00 | 131,975,998.00 | 49,039,219.00 | 45,758,194.00 | 318,853,004.00 | 83,780,393.00 | 136,288,086.00 | 52,209,198.00 | 45,936,303.00 | 318,213,980.00 | 0.00 | 191,996.00 | 639,024.00 | 0.00 |
| PS | | 319,045,000.00 | 0.00 | 319,045,000.00 | 319,045,000.00 | 0.00 | 0.00 | 0.00 | 319,045,000.00 | 92,079,593.00 | 131,975,998.00 | 49,039,219.00 | 45,758,194.00 | 318,853,004.00 | 83,780,393.00 | 136,288,086.00 | 52,209,198.00 | 45,936,303.00 | 318,213,980.00 | 0.00 | 191,996.00 | 639,024.00 | 0.00 |
| Sub-Total, Operations | | 319,045,000.00 | 3,000,000.00 | 322,045,000.00 | 319,045,000.00 | 0.00 | 0.00 | 3,000,000.00 | 322,045,000.00 | 92,079,593.00 | 131,975,998.00 | 49,126,694.00 | 48,366,620.00 | 321,548,905.00 | 83,780,393.00 | 136,288,086.00 | 52,288,842.00 | 48,383,543.00 | 320,740,864.00 | 0.00 | 496,095.00 | 808,041.00 | 0.00 |
| PS | | 319,045,000.00 | 0.00 | 319,045,000.00 | 319,045,000.00 | 0.00 | 0.00 | 0.00 | 319,045,000.00 | 92,079,593.00 | 131,975,998.00 | 49,039,219.00 | 45,758,194.00 | 318,853,004.00 | 83,780,393.00 | 136,288,086.00 | 52,209,198.00 | 45,936,303.00 | 318,213,980.00 | 0.00 | 191,996.00 | 639,024.00 | 0.00 |
| MOOE | | 0.00 | 3,000,000.00 | 3,000,000.00 | 0.00 | 0.00 | 0.00 | 3,000,000.00 | 3,000,000.00 | 0.00 | 0.00 | 87,475.00 | 2,608,426.00 | 2,695,901.00 | 0.00 | 0.00 | 79,644.00 | 2,447,240.00 | 2,526,884.00 | 0.00 | 304,099.00 | 169,017.00 | 0.00 |
| FinEx (if Applicable) | | 0.00 | 0.00 | 0.00 | 0.00 | 0.00 | 0.00 | 0.00 | 0.00 | 0.00 | 0.00 | 0.00 | 0.00 | 0.00 | 0.00 | 0.00 | 0.00 | 0.00 | 0.00 | 0.00 | 0.00 | 0.00 | 0.00 |
| CO | | 0.00 | 0.00 | 0.00 | 0.00 | 0.00 | 0.00 | 0.00 | 0.00 | 0.00 | 0.00 | 0.00 | 0.00 | 0.00 | 0.00 | 0.00 | 0.00 | 0.00 | 0.00 | 0.00 | 0.00 | 0.00 | 0.00 |

Department : Department of Health (DOH)
 Agency/Entity : Office of the Secretary
 Operating Unit : Food and Drug Administration
 Organization Code : 13 001 0200001
 Fund Cluster : 01 Regular Agency Fund

| | |
|---|-----------------------------|
| X | Current Appropriations |
| | Supplemental Appropriations |
| | Continuing Appropriations |


(e.g. UACS Fund Cluster: 01-Regular Agency Fund, 02-Foreign Assisted Projects Fund, 03-Special Account-Locally Funded/Domestic Grants Fund, and 04-Special Account-Foreign Assisted/Foreign Grants Fund)


| Particulars | UACS CODE | Appropriations | | | Allotments | | | Current Year Obligations | | | | | | | Current Year Disbursements | | | | | Balances | | | |
|--|-----------|---------------------------|--|-------------------------|---------------------|--|-------------|--------------------------|---------------------------|-----------------------------|----------------------------|-----------------------------|----------------------------|------------------|-----------------------------|----------------------------|-----------------------------|----------------------------|------------------|------------------|------------------------|------------------------------------|----------------------------|
| | | Authorized Appropriations | Adjustments (Transfer To/From, Modifications/) | Adjusted Appropriations | Allotments Received | Adjustments (Reductions, Modifications/ Augmentations) | Transfer To | Transfer From | Adjusted Total Allotments | 1st Quarter Ending March 31 | 2nd Quarter Ending June 30 | 3rd Quarter Ending Sept. 30 | 4th Quarter Ending Dec. 31 | TOTAL | 1st Quarter Ending March 31 | 2nd Quarter Ending June 30 | 3rd Quarter Ending Sept. 30 | 4th Quarter Ending Dec. 31 | TOTAL | Unreleased Appro | Unobligated Allotments | Unpaid Obligations (15-20)=(23+24) | |
| | | | | | | | | | | | | | | | | | | | | | | Due and Demandable | Not Yet Due and Demandable |
| 1 | 2 | 3 | 4 | 5=(3+4) | 6 | 7 | 8 | 9 | 10=[(6+(-)7)-8+9] | 11 | 12 | 13 | 14 | 15=(11+12+13+14) | 16 | 17 | 18 | 19 | 20=(16+17+18+19) | 21 | 22 | 23 | 24 |
| Sub-Total, I. Agency Specific Budget | | 319,045,000.00 | 13,985,000.00 | 333,030,000.00 | 329,982,998.00 | 0.00 | 0.00 | 3,000,000.00 | 332,982,998.00 | 92,079,593.00 | 131,975,998.00 | 49,158,312.00 | 59,272,997.00 | 332,486,900.00 | 83,780,393.00 | 136,288,086.00 | 52,320,460.00 | 59,289,920.00 | 331,678,859.00 | 47,002.00 | 496,098.00 | 808,041.00 | 0.00 |
| PS | | 319,045,000.00 | 10,985,000.00 | 330,030,000.00 | 329,982,998.00 | 0.00 | 0.00 | 0.00 | 329,982,998.00 | 92,079,593.00 | 131,975,998.00 | 49,070,837.00 | 56,664,571.00 | 329,790,999.00 | 83,780,393.00 | 136,288,086.00 | 52,240,816.00 | 56,842,680.00 | 329,151,975.00 | 47,002.00 | 191,999.00 | 639,024.00 | 0.00 |
| MOOE | | 0.00 | 3,000,000.00 | 3,000,000.00 | 0.00 | 0.00 | 0.00 | 3,000,000.00 | 3,000,000.00 | 0.00 | 0.00 | 87,475.00 | 2,608,426.00 | 2,695,901.00 | 0.00 | 0.00 | 79,644.00 | 2,447,240.00 | 2,526,884.00 | 0.00 | 304,099.00 | 169,017.00 | 0.00 |
| FinEx (If Applicable) | | 0.00 | 0.00 | 0.00 | 0.00 | 0.00 | 0.00 | 0.00 | 0.00 | 0.00 | 0.00 | 0.00 | 0.00 | 0.00 | 0.00 | 0.00 | 0.00 | 0.00 | 0.00 | 0.00 | 0.00 | 0.00 | 0.00 |
| CO | | 0.00 | 0.00 | 0.00 | 0.00 | 0.00 | 0.00 | 0.00 | 0.00 | 0.00 | 0.00 | 0.00 | 0.00 | 0.00 | 0.00 | 0.00 | 0.00 | 0.00 | 0.00 | 0.00 | 0.00 | 0.00 | 0.00 |
| II. Automatic Appropriations | | 27,721,000.00 | 5,568,084.00 | 33,289,084.00 | 33,289,084.00 | 0.00 | 0.00 | 0.00 | 33,289,084.00 | 5,328,183.00 | 11,464,506.00 | 8,140,801.00 | 8,043,598.00 | 32,977,088.00 | 2,827,945.00 | 13,937,463.00 | 8,140,801.00 | 8,043,598.00 | 32,949,807.00 | 0.00 | 311,996.00 | 27,281.00 | 0.00 |
| Specific Budgets of National Government Agencies | | 27,721,000.00 | 5,568,084.00 | 33,289,084.00 | 33,289,084.00 | 0.00 | 0.00 | 0.00 | 33,289,084.00 | 5,328,183.00 | 11,464,506.00 | 8,140,801.00 | 8,043,598.00 | 32,977,088.00 | 2,827,945.00 | 13,937,463.00 | 8,140,801.00 | 8,043,598.00 | 32,949,807.00 | 0.00 | 311,996.00 | 27,281.00 | 0.00 |
| Retirement and Life Insurance Premiums | | 27,721,000.00 | 5,568,084.00 | 33,289,084.00 | 33,289,084.00 | 0.00 | 0.00 | 0.00 | 33,289,084.00 | 5,328,183.00 | 11,464,506.00 | 8,140,801.00 | 8,043,598.00 | 32,977,088.00 | 2,827,945.00 | 13,937,463.00 | 8,140,801.00 | 8,043,598.00 | 32,949,807.00 | 0.00 | 311,996.00 | 27,281.00 | 0.00 |
| PS | | 27,721,000.00 | 5,568,084.00 | 33,289,084.00 | 33,289,084.00 | 0.00 | 0.00 | 0.00 | 33,289,084.00 | 5,328,183.00 | 11,464,506.00 | 8,140,801.00 | 8,043,598.00 | 32,977,088.00 | 2,827,945.00 | 13,937,463.00 | 8,140,801.00 | 8,043,598.00 | 32,949,807.00 | 0.00 | 311,996.00 | 27,281.00 | 0.00 |
| Sub-total II. Automatic Appropriations | | 27,721,000.00 | 5,568,084.00 | 33,289,084.00 | 33,289,084.00 | 0.00 | 0.00 | 0.00 | 33,289,084.00 | 5,328,183.00 | 11,464,506.00 | 8,140,801.00 | 8,043,598.00 | 32,977,088.00 | 2,827,945.00 | 13,937,463.00 | 8,140,801.00 | 8,043,598.00 | 32,949,807.00 | 0.00 | 311,996.00 | 27,281.00 | 0.00 |
| PS | | 27,721,000.00 | 5,568,084.00 | 33,289,084.00 | 33,289,084.00 | 0.00 | 0.00 | 0.00 | 33,289,084.00 | 5,328,183.00 | 11,464,506.00 | 8,140,801.00 | 8,043,598.00 | 32,977,088.00 | 2,827,945.00 | 13,937,463.00 | 8,140,801.00 | 8,043,598.00 | 32,949,807.00 | 0.00 | 311,996.00 | 27,281.00 | 0.00 |
| MOOE | | 0.00 | 0.00 | 0.00 | 0.00 | 0.00 | 0.00 | 0.00 | 0.00 | 0.00 | 0.00 | 0.00 | 0.00 | 0.00 | 0.00 | 0.00 | 0.00 | 0.00 | 0.00 | 0.00 | 0.00 | 0.00 | 0.00 |
| FinEx | | 0.00 | 0.00 | 0.00 | 0.00 | 0.00 | 0.00 | 0.00 | 0.00 | 0.00 | 0.00 | 0.00 | 0.00 | 0.00 | 0.00 | 0.00 | 0.00 | 0.00 | 0.00 | 0.00 | 0.00 | 0.00 | 0.00 |
| CO | | 0.00 | 0.00 | 0.00 | 0.00 | 0.00 | 0.00 | 0.00 | 0.00 | 0.00 | 0.00 | 0.00 | 0.00 | 0.00 | 0.00 | 0.00 | 0.00 | 0.00 | 0.00 | 0.00 | 0.00 | 0.00 | 0.00 |
| III. Special Purpose Fund | | 0.00 | 135,015,232.00 | 135,015,232.00 | 0.00 | 135,015,232.00 | 0.00 | 0.00 | 135,015,232.00 | 0.00 | 944,849.00 | 46,552,822.00 | 86,756,735.00 | 134,254,406.00 | 0.00 | 944,849.00 | 42,794,534.00 | 86,125,803.00 | 129,865,186.00 | 0.00 | 760,826.00 | 4,389,220.00 | 0.00 |
| Miscellaneous Personnel Benefits Fund | | 0.00 | 133,442,664.00 | 133,442,664.00 | 0.00 | 133,442,664.00 | 0.00 | 0.00 | 133,442,664.00 | 0.00 | 0.00 | 46,334,569.00 | 86,347,271.00 | 132,681,840.00 | 0.00 | 0.00 | 42,576,281.00 | 85,716,339.00 | 128,292,620.00 | 0.00 | 760,824.00 | 4,389,220.00 | 0.00 |
| PS | | 0.00 | 133,442,664.00 | 133,442,664.00 | 0.00 | 133,442,664.00 | 0.00 | 0.00 | 133,442,664.00 | 0.00 | 0.00 | 46,334,569.00 | 86,347,271.00 | 132,681,840.00 | 0.00 | 0.00 | 42,576,281.00 | 85,716,339.00 | 128,292,620.00 | 0.00 | 760,824.00 | 4,389,220.00 | 0.00 |
| Pension and Gratuity Fund | | 0.00 | 1,572,568.00 | 1,572,568.00 | 0.00 | 1,572,568.00 | 0.00 | 0.00 | 1,572,568.00 | 0.00 | 944,849.00 | 218,253.00 | 409,464.00 | 1,572,568.00 | 0.00 | 944,849.00 | 218,253.00 | 409,464.00 | 1,572,568.00 | 0.00 | 2.00 | 0.00 | 0.00 |
| PS | | 0.00 | 1,572,568.00 | 1,572,568.00 | 0.00 | 1,572,568.00 | 0.00 | 0.00 | 1,572,568.00 | 0.00 | 944,849.00 | 218,253.00 | 409,464.00 | 1,572,568.00 | 0.00 | 944,849.00 | 218,253.00 | 409,464.00 | 1,572,568.00 | 0.00 | 2.00 | 0.00 | 0.00 |
| Sub-Total III. Special Purpose Fund | | 0.00 | 135,015,232.00 | 135,015,232.00 | 0.00 | 135,015,232.00 | 0.00 | 0.00 | 135,015,232.00 | 0.00 | 944,849.00 | 46,552,822.00 | 86,756,735.00 | 134,254,406.00 | 0.00 | 944,849.00 | 42,794,534.00 | 86,125,803.00 | 129,865,186.00 | 0.00 | 760,826.00 | 4,389,220.00 | 0.00 |
| PS | | 0.00 | 135,015,232.00 | 135,015,232.00 | 0.00 | 135,015,232.00 | 0.00 | 0.00 | 135,015,232.00 | 0.00 | 944,849.00 | 46,552,822.00 | 86,756,735.00 | 134,254,406.00 | 0.00 | 944,849.00 | 42,794,534.00 | 86,125,803.00 | 129,865,186.00 | 0.00 | 760,826.00 | 4,389,220.00 | 0.00 |
| MOOE | | 0.00 | 0.00 | 0.00 | 0.00 | 0.00 | 0.00 | 0.00 | 0.00 | 0.00 | 0.00 | 0.00 | 0.00 | 0.00 | 0.00 | 0.00 | 0.00 | 0.00 | 0.00 | 0.00 | 0.00 | 0.00 | 0.00 |
| FinEx | | 0.00 | 0.00 | 0.00 | 0.00 | 0.00 | 0.00 | 0.00 | 0.00 | 0.00 | 0.00 | 0.00 | 0.00 | 0.00 | 0.00 | 0.00 | 0.00 | 0.00 | 0.00 | 0.00 | 0.00 | 0.00 | 0.00 |
| CO | | 0.00 | 0.00 | 0.00 | 0.00 | 0.00 | 0.00 | 0.00 | 0.00 | 0.00 | 0.00 | 0.00 | 0.00 | 0.00 | 0.00 | 0.00 | 0.00 | 0.00 | 0.00 | 0.00 | 0.00 | 0.00 | 0.00 |
| GRAND TOTAL | | 346,766,000.00 | 154,568,316.00 | 501,334,316.00 | 363,272,082.00 | 135,015,232.00 | 0.00 | 3,000,000.00 | 501,287,314.00 | 97,407,776.00 | 144,385,353.00 | 103,851,935.00 | 154,073,330.00 | 499,718,394.00 | 86,608,338.00 | 151,170,398.00 | 103,255,795.00 | 153,459,321.00 | 494,493,852.00 | 47,002.00 | 1,568,920.00 | 5,224,542.00 | 0.00 |
| PS | | 346,766,000.00 | 151,568,316.00 | 498,334,316.00 | 363,272,082.00 | 135,015,232.00 | 0.00 | 0.00 | 498,287,314.00 | 97,407,776.00 | 144,385,353.00 | 103,764,460.00 | 151,464,904.00 | 497,022,493.00 | 86,608,338.00 | 151,170,398.00 | 103,176,151.00 | 151,012,081.00 | 491,966,968.00 | 47,002.00 | 1,264,821.00 | 5,055,525.00 | 0.00 |
| MOOE | | 0.00 | 3,000,000.00 | 3,000,000.00 | 0.00 | 0.00 | 0.00 | 3,000,000.00 | 3,000,000.00 | 0.00 | 0.00 | 87,475.00 | 2,608,426.00 | 2,695,901.00 | 0.00 | 0.00 | 79,644.00 | 2,447,240.00 | 2,526,884.00 | 0.00 | 304,099.00 | 169,017.00 | 0.00 |
| Recapitulation by OO: | | | | | | | | | | | | | | | | | | | | | | | |
| I. Agency Specific Budget | | 319,045,000.00 | 3,000,000.00 | 322,045,000.00 | 319,045,000.00 | 0.00 | 0.00 | 3,000,000.00 | 322,045,000.00 | 92,079,593.00 | 131,975,998.00 | 95,461,263.00 | 134,713,891.00 | 454,230,745.00 | 83,780,393.00 | 136,288,086.00 | 94,865,123.00 | 134,099,882.00 | 449,033,484.00 | 0.00 | (132,185,745.00) | 5,197,261.00 | 0.00 |
| PUBLIC HEALTH PROGRAM | | 0.00 | 3,000,000.00 | 3,000,000.00 | 0.00 | 0.00 | 0.00 | 3,000,000.00 | 3,000,000.00 | 0.00 | 0.00 | 87,475.00 | 2,608,426.00 | 2,695,901.00 | 0.00 | 0.00 | 79,644.00 | 2,447,240.00 | 2,526,884.00 | 0.00 | 304,099.00 | 169,017.00 | 0.00 |
| HEALTH REGULATORY PROGRAM | | 319,045,000.00 | 0.00 | 319,045,000.00 | 319,045,000.00 | 0.00 | 0.00 | 0.00 | 319,045,000.00 | 92,079,593.00 | 131,975,998.00 | 95,373,788.00 | 132,105,465.00 | 451,534,844.00 | 83,780,393.00 | 136,288,086.00 | 94,785,479.00 | 131,652,642.00 | 446,506,600.00 | 0.00 | (132,489,844.00) | 5,028,244.00 | 0.00 |


This report was generated using the Unified Reporting System on 29/01/2020 08:57 version.FAR1.1.4

Certified Correct:

 RODERICK C. MATEO
 Chief Administrative Officer-BMD
 Date: 29 January 2020

Certified Correct:

 MA. VICTORIA F. CALZADO
 Chief Accountant
 Date: 29 January 2020

Recommending Approval:

 RACQUEL P. ALVENDIA, CPA, MBA-H
 Director III-Administrative and Finance Service
 Date: 29 January 2020

Approved By:

 ATTY. RONALD R. DE VEYSA, MBA, CESO II
 Deputy Director General-Internal Management
 Date: 29 January 2020