

STATEMENT OF APPROPRIATIONS, ALLOTMENTS, OBLIGATIONS, DISBURSEMENTS AND BALANCES
As at the Quarter Ending December 31, 2019


Department : Department of Health (DOH)
 Agency/Entity : Office of the Secretary
 Operating Unit : Food and Drug Administration
 Organization Code : 13 001 0200001
 Fund Cluster : 03 Special Account - Locally Funded/Domestic Grants Fund
 (e.g. UACS Fund Cluster: 01-Regular Agency Fund, 02-Foreign Assisted Projects Fund, 03-Special Account-Locally Funded/Domestic Grants Fund, and 04-Special Account-Foreign Assisted/Foreign Grants Fund)


X	Current Appropriations
	Supplemental Appropriations
	Continuing Appropriations


Particulars	UACS CODE	Appropriations			Allotments			Current Year Obligations					Current Year Disbursements					Balances					
		Authorized Appropriations	Adjustments (Transfer To/From, Modifications/)	Adjusted Appropriations	Allotments Received	Adjustments (Reductions, Modifications/ Augmentations)	Transfer To	Transfer From	Adjusted Total Allotments	1st Quarter Ending March 31	2nd Quarter Ending June 30	3rd Quarter Ending Sept. 30	4th Quarter Ending Dec. 31	TOTAL	1st Quarter Ending March 31	2nd Quarter Ending June 30	3rd Quarter Ending Sept. 30	4th Quarter Ending Dec. 31	TOTAL	Unreleased Appro	Unobligated Allotments	Unpaid Obligations (15-20)=(23+24)	
																						Due and Demandable	Not Yet Due and Demandable
1	2	3	4	5=(3+4)	6	7	8	9	10=[(6+(-)7)-8+9]	11	12	13	14	15=(11+12+13+14)	16	17	18	19	20=(16+17+18+19)	21	22	23	24
II. Automatic Appropriations		824,328,000.00	0.00	824,328,000.00	814,876,600.00	0.00	0.00	0.00	814,876,600.00	66,192,894.00	61,388,199.00	70,246,595.00	299,474,178.00	497,301,866.00	52,771,059.00	59,970,548.00	63,690,271.00	155,415,071.00	331,846,949.00	9,451,400.00	317,574,734.00	33,483,941.00	131,970,976.00
Special Accounts in the General Fund		824,328,000.00	0.00	824,328,000.00	814,876,600.00	0.00	0.00	0.00	814,876,600.00	66,192,894.00	61,388,199.00	70,246,595.00	299,474,178.00	497,301,866.00	52,771,059.00	59,970,548.00	63,690,271.00	155,415,071.00	331,846,949.00	9,451,400.00	317,574,734.00	33,483,941.00	131,970,976.00
DOH OSEC FDA-SAGF		824,328,000.00	0.00	824,328,000.00	814,876,600.00	0.00	0.00	0.00	814,876,600.00	66,192,894.00	61,388,199.00	70,246,595.00	299,474,178.00	497,301,866.00	52,771,059.00	59,970,548.00	63,690,271.00	155,415,071.00	331,846,949.00	9,451,400.00	317,574,734.00	33,483,941.00	131,970,976.00
PS		0.00	15,936,250.00	15,936,250.00	0.00	15,936,250.00	0.00	0.00	15,936,250.00	0.00	0.00	0.00	15,936,250.00	15,936,250.00	0.00	0.00	0.00	15,936,250.00	15,936,250.00	0.00	0.00	0.00	0.00
MOOE		731,108,000.00	(207,555,923.00)	523,552,077.00	731,108,000.00	(207,555,923.00)	0.00	0.00	523,552,077.00	66,192,894.00	61,388,199.00	70,246,595.00	152,870,329.00	350,698,017.00	52,771,059.00	59,970,548.00	63,690,271.00	112,922,122.00	289,354,000.00	0.00	172,854,060.00	33,031,597.00	28,312,420.00
CO		93,220,000.00	191,619,673.00	284,839,673.00	83,768,600.00	191,619,673.00	0.00	0.00	275,388,273.00	0.00	0.00	0.00	130,667,599.00	130,667,599.00	0.00	0.00	0.00	26,556,699.00	26,556,699.00	9,451,400.00	144,720,674.00	452,344.00	103,658,556.00
Sub-total II. Automatic Appropriations		824,328,000.00	0.00	824,328,000.00	814,876,600.00	0.00	0.00	0.00	814,876,600.00	66,192,894.00	61,388,199.00	70,246,595.00	299,474,178.00	497,301,866.00	52,771,059.00	59,970,548.00	63,690,271.00	155,415,071.00	331,846,949.00	9,451,400.00	317,574,734.00	33,483,941.00	131,970,976.00
PS		0.00	15,936,250.00	15,936,250.00	0.00	15,936,250.00	0.00	0.00	15,936,250.00	0.00	0.00	0.00	15,936,250.00	15,936,250.00	0.00	0.00	0.00	15,936,250.00	15,936,250.00	0.00	0.00	0.00	0.00
MOOE		731,108,000.00	(207,555,923.00)	523,552,077.00	731,108,000.00	(207,555,923.00)	0.00	0.00	523,552,077.00	66,192,894.00	61,388,199.00	70,246,595.00	152,870,329.00	350,698,017.00	52,771,059.00	59,970,548.00	63,690,271.00	112,922,122.00	289,354,000.00	0.00	172,854,060.00	33,031,597.00	28,312,420.00
FinEx		0.00	0.00	0.00	0.00	0.00	0.00	0.00	0.00	0.00	0.00	0.00	0.00	0.00	0.00	0.00	0.00	0.00	0.00	9,451,400.00	144,720,674.00	452,344.00	103,658,556.00
CO		93,220,000.00	191,619,673.00	284,839,673.00	83,768,600.00	191,619,673.00	0.00	0.00	275,388,273.00	0.00	0.00	0.00	130,667,599.00	130,667,599.00	0.00	0.00	0.00	26,556,699.00	26,556,699.00	9,451,400.00	144,720,674.00	452,344.00	103,658,556.00
GRAND TOTAL		824,328,000.00	0.00	824,328,000.00	814,876,600.00	0.00	0.00	0.00	814,876,600.00	66,192,894.00	61,388,199.00	70,246,595.00	299,474,178.00	497,301,866.00	52,771,059.00	59,970,548.00	63,690,271.00	155,415,071.00	331,846,949.00	9,451,400.00	317,574,734.00	33,483,941.00	131,970,976.00
PS		0.00	15,936,250.00	15,936,250.00	0.00	15,936,250.00	0.00	0.00	15,936,250.00	0.00	0.00	0.00	15,936,250.00	15,936,250.00	0.00	0.00	0.00	15,936,250.00	15,936,250.00	0.00	0.00	0.00	0.00
MOOE		731,108,000.00	(207,555,923.00)	523,552,077.00	731,108,000.00	(207,555,923.00)	0.00	0.00	523,552,077.00	66,192,894.00	61,388,199.00	70,246,595.00	152,870,329.00	350,698,017.00	52,771,059.00	59,970,548.00	63,690,271.00	112,922,122.00	289,354,000.00	0.00	172,854,060.00	33,031,597.00	28,312,420.00
CO		93,220,000.00	191,619,673.00	284,839,673.00	83,768,600.00	191,619,673.00	0.00	0.00	275,388,273.00	0.00	0.00	0.00	130,667,599.00	130,667,599.00	0.00	0.00	0.00	26,556,699.00	26,556,699.00	9,451,400.00	144,720,674.00	452,344.00	103,658,556.00

Certified Correct:

 RODERICK C. MATEO
 Chief Administrative Officer-BMD
 Date: 29 January 2020

Certified Correct:

 MA. VICTORIA F. CALZADO
 Chief Accountant
 Date: 29 January 2020

Recommending Approval:

 RACQUEL P. ALVENDIA, CPA, MBA-H
 Director III-Administrative and Finance Service
 Date: 29 January 2020

Approved By:

 ATTY. RONALD R. DE VEYRA, MBA, CESO II
 Deputy Director General-Internal Management
 Date: 29 January 2020