

**MONTHLY REPORT OF DISBURSEMENTS**  
For the month of December 2019

Department: Department of Health (DOH)  
 Agency: Office of the Secretary  
 Operating Unit: Food and Drug Administration  
 Organization Code: 13 001 0200001  
 Fund Cluster: 01 Regular Agency Fund


Particulars	Current Year Budget					Prior Year's Budget											Trust Liabilities				Grand Total					Remarks		
	PS	MOOE	FinEx	CO	TOTAL	Prior Year's Accounts Payable					Current Year's Accounts Payable					SUB-TOTAL	PS	MOOE	CO	TOTAL	PS	MOOE	FinEx	CO	TOTAL			
						PS	MOOE	FinEx	CO	Sub-Total	PS	MOOE	FinEx	CO	Sub-Total												PS	MOOE
1	2	3	4	5	6=(2+3+4+5)	7	8	9	10	11=(7+8+9+10)	12	13	14	15	16=(12+13+14+15)	17=(11+16)	18=(6+17)	19	20	21	22=(19+20+21)	23=(2+7+12+19)	24=(3+8+13+20)	25=(4+9+14)	26=(5+10+15+21)	27=(23+24+25+26)	28	
CASH DISBURSEMENTS	65,265,177.21	0.00	0.00	0.00	65,265,177.21	0.00	0.00	0.00	0.00	0.00	0.00	0.00	0.00	0.00	0.00	0.00	65,265,177.21	0.00	0.00	0.00	0.00	65,265,177.21	0.00	0.00	0.00	0.00	65,265,177.21	
Notice of Cash Allocation (NCA)	65,265,177.21	0.00	0.00	0.00	65,265,177.21	0.00	0.00	0.00	0.00	0.00	0.00	0.00	0.00	0.00	0.00	0.00	65,265,177.21	0.00	0.00	0.00	0.00	65,265,177.21	0.00	0.00	0.00	0.00	65,265,177.21	
MDS Checks Issued	2,176,571.01	0.00	0.00	0.00	2,176,571.01	0.00	0.00	0.00	0.00	0.00	0.00	0.00	0.00	0.00	0.00	0.00	2,176,571.01	0.00	0.00	0.00	0.00	2,176,571.01	0.00	0.00	0.00	0.00	2,176,571.01	
Advice to Debt Account	63,088,606.20	0.00	0.00	0.00	63,088,606.20	0.00	0.00	0.00	0.00	0.00	0.00	0.00	0.00	0.00	0.00	0.00	63,088,606.20	0.00	0.00	0.00	0.00	63,088,606.20	0.00	0.00	0.00	0.00	63,088,606.20	
Notice of Transfer Allocations (NTA)	0.00	0.00	0.00	0.00	0.00	0.00	0.00	0.00	0.00	0.00	0.00	0.00	0.00	0.00	0.00	0.00	0.00	0.00	0.00	0.00	0.00	0.00	0.00	0.00	0.00	0.00	0.00	0.00
MDS Checks Issued	0.00	0.00	0.00	0.00	0.00	0.00	0.00	0.00	0.00	0.00	0.00	0.00	0.00	0.00	0.00	0.00	0.00	0.00	0.00	0.00	0.00	0.00	0.00	0.00	0.00	0.00	0.00	0.00
Advice to Debt Account	0.00	0.00	0.00	0.00	0.00	0.00	0.00	0.00	0.00	0.00	0.00	0.00	0.00	0.00	0.00	0.00	0.00	0.00	0.00	0.00	0.00	0.00	0.00	0.00	0.00	0.00	0.00	0.00
Working Fund for FAPs	0.00	0.00	0.00	0.00	0.00	0.00	0.00	0.00	0.00	0.00	0.00	0.00	0.00	0.00	0.00	0.00	0.00	0.00	0.00	0.00	0.00	0.00	0.00	0.00	0.00	0.00	0.00	0.00
Cash Disbursement Ceiling (CDC)	0.00	0.00	0.00	0.00	0.00	0.00	0.00	0.00	0.00	0.00	0.00	0.00	0.00	0.00	0.00	0.00	0.00	0.00	0.00	0.00	0.00	0.00	0.00	0.00	0.00	0.00	0.00	0.00
<b>TOTAL CASH DISBURSEMENTS</b>	<b>65,265,177.21</b>	<b>0.00</b>	<b>0.00</b>	<b>0.00</b>	<b>65,265,177.21</b>	<b>0.00</b>	<b>0.00</b>	<b>0.00</b>	<b>0.00</b>	<b>0.00</b>	<b>0.00</b>	<b>0.00</b>	<b>0.00</b>	<b>0.00</b>	<b>0.00</b>	<b>0.00</b>	<b>65,265,177.21</b>	<b>0.00</b>	<b>0.00</b>	<b>0.00</b>	<b>0.00</b>	<b>65,265,177.21</b>	<b>0.00</b>	<b>0.00</b>	<b>0.00</b>	<b>0.00</b>	<b>65,265,177.21</b>	
NON-CASH DISBURSEMENTS	2,678,178.90	0.00	0.00	0.00	2,678,178.90	0.00	0.00	0.00	0.00	0.00	0.00	0.00	0.00	0.00	0.00	0.00	2,678,178.90	0.00	0.00	0.00	0.00	2,678,178.90	0.00	0.00	0.00	0.00	2,678,178.90	
Tax Remittance Advices Issued (TRA)	2,678,178.90	0.00	0.00	0.00	2,678,178.90	0.00	0.00	0.00	0.00	0.00	0.00	0.00	0.00	0.00	0.00	0.00	2,678,178.90	0.00	0.00	0.00	0.00	2,678,178.90	0.00	0.00	0.00	0.00	2,678,178.90	
Non-Cash Availment Authority (NCAA)	0.00	0.00	0.00	0.00	0.00	0.00	0.00	0.00	0.00	0.00	0.00	0.00	0.00	0.00	0.00	0.00	0.00	0.00	0.00	0.00	0.00	0.00	0.00	0.00	0.00	0.00	0.00	0.00
Disbursements effected through outright deductions from claims (please specify...)	0.00	0.00	0.00	0.00	0.00	0.00	0.00	0.00	0.00	0.00	0.00	0.00	0.00	0.00	0.00	0.00	0.00	0.00	0.00	0.00	0.00	0.00	0.00	0.00	0.00	0.00	0.00	0.00
Overpayment of expenses(e.g. personnel benefits)	0.00	0.00	0.00	0.00	0.00	0.00	0.00	0.00	0.00	0.00	0.00	0.00	0.00	0.00	0.00	0.00	0.00	0.00	0.00	0.00	0.00	0.00	0.00	0.00	0.00	0.00	0.00	0.00
Restitution for loss of government property	0.00	0.00	0.00	0.00	0.00	0.00	0.00	0.00	0.00	0.00	0.00	0.00	0.00	0.00	0.00	0.00	0.00	0.00	0.00	0.00	0.00	0.00	0.00	0.00	0.00	0.00	0.00	0.00
Liquidated damages and similar claims	0.00	0.00	0.00	0.00	0.00	0.00	0.00	0.00	0.00	0.00	0.00	0.00	0.00	0.00	0.00	0.00	0.00	0.00	0.00	0.00	0.00	0.00	0.00	0.00	0.00	0.00	0.00	0.00
Others (TEF, BTR, Documentary Stamp Tax, etc.)	0.00	0.00	0.00	0.00	0.00	0.00	0.00	0.00	0.00	0.00	0.00	0.00	0.00	0.00	0.00	0.00	0.00	0.00	0.00	0.00	0.00	0.00	0.00	0.00	0.00	0.00	0.00	0.00
<b>TOTAL NON-CASH DISBURSEMENTS</b>	<b>2,678,178.90</b>	<b>0.00</b>	<b>0.00</b>	<b>0.00</b>	<b>2,678,178.90</b>	<b>0.00</b>	<b>0.00</b>	<b>0.00</b>	<b>0.00</b>	<b>0.00</b>	<b>0.00</b>	<b>0.00</b>	<b>0.00</b>	<b>0.00</b>	<b>0.00</b>	<b>0.00</b>	<b>2,678,178.90</b>	<b>0.00</b>	<b>0.00</b>	<b>0.00</b>	<b>0.00</b>	<b>2,678,178.90</b>	<b>0.00</b>	<b>0.00</b>	<b>0.00</b>	<b>0.00</b>	<b>2,678,178.90</b>	
<b>GRAND TOTAL</b>	<b>67,943,356.11</b>	<b>0.00</b>	<b>0.00</b>	<b>0.00</b>	<b>67,943,356.11</b>	<b>0.00</b>	<b>0.00</b>	<b>0.00</b>	<b>0.00</b>	<b>0.00</b>	<b>0.00</b>	<b>0.00</b>	<b>0.00</b>	<b>0.00</b>	<b>0.00</b>	<b>0.00</b>	<b>67,943,356.11</b>	<b>0.00</b>	<b>0.00</b>	<b>0.00</b>	<b>0.00</b>	<b>67,943,356.11</b>	<b>0.00</b>	<b>0.00</b>	<b>0.00</b>	<b>0.00</b>	<b>67,943,356.11</b>	

**SUMMARY**


Particulars	Previous Report (2)	This Month (3)	As at Date (4)
Total Disbursement Authorities Received	0.00	0.00	0.00
NCA	402,585,793.00	50,695,414.00	453,281,207.00
NTA	0.00	0.00	0.00
Working Fund	0.00	0.00	0.00
TRA	37,198,600.35	2,678,178.90	39,876,779.25
CDC	0.00	0.00	0.00
NCAA	0.00	0.00	0.00
Less: Notice of Transfer of Allocations (NTA) issued	-13,457,430.00	-1,296,596.00	-14,754,026.00
Total Disbursement Authorities Available	426,326,963.35	52,076,996.90	478,403,960.25
Less:	0.00	0.00	0.00
Lapsed NCA Disbursements	360,335,760.80	67,943,356.11	428,279,116.91
Less: Other Non-Cash Disbursements	0.00	0.00	0.00
Disbursements effected through outright deductions from claims	0.00	0.00	0.00
Overpayment of expenses(e.g. personnel benefits)	0.00	0.00	0.00
Restitution for loss of government property	0.00	0.00	0.00
Liquidated damages and similar claims	0.00	0.00	0.00
Others (e.g. TEF, BTR, Docs Stamp, etc.)	0.00	0.00	0.00
Add/Less: Adjustments (e.g. cancelled/staled checks)	0.00	0.00	0.00
Balance of Disbursement Authorities as at date	65,991,202.55	-15,866,359.21	50,124,843.34
Total Disbursements Program	402,585,793.00	50,695,414.00	453,281,207.00
Less: *Actual Disbursements	360,335,760.80	67,943,356.11	428,279,116.91
(Over)/Under spending	42,250,032.20	-17,247,942.11	25,002,090.09

Notes: \* The use of NTA is discouraged  
 Notes: \*\* Amounts should tally with the grand total disbursement (column 27).


Certified Correct:

  
 MA. VICTORIA F. CALZADO  
 Chief Accountant  
 Date: 08-Jan-2020

Recommending Approval:

  
 RACQUEL P. ALVENDIA, CPA, MBA  
 Director III - Administrative and Finance Service  
 Date: 08-Jan-2020

Approved By:

  
 ATTY. RONALD R. DE VEYRA, MBA, CESO II  
 Deputy Director General - Internal Management  
 Date: