

MONTHLY REPORT OF DISBURSEMENTS
For the month of July 2019


Department: Department of Health (DOH)
Agency: Office of the Secretary
Operating Unit: Food and Drug Administration
Organization Code: 13 001 0200001
Fund Cluster: 01 Regular Agency Fund

Particulars	Current Year Budget					Prior Year's Budget					Current Year's Accounts Payable					Prior Year's Accounts Payable					Grand Total					Remarks
	PS	MOOE	FINEX	CO	TOTAL	PS	MOOE	FINEX	CO	TOTAL	PS	MOOE	FINEX	CO	TOTAL	PS	MOOE	FINEX	CO	TOTAL						
CASH DISBURSEMENTS	18,694,643.70	0.00	0.00	0.00	18,694,643.70	0.00	0.00	0.00	0.00	0.00	0.00	0.00	0.00	0.00	0.00	18,694,643.70	0.00	0.00	0.00	0.00	18,694,643.70					
Notice of Cash Allocation (NCA)	18,694,643.70	0.00	0.00	0.00	18,694,643.70	0.00	0.00	0.00	0.00	0.00	0.00	0.00	0.00	0.00	0.00	18,694,643.70	0.00	0.00	0.00	0.00	18,694,643.70					
MDS Check Issued	142,055.04	0.00	0.00	0.00	142,055.04	0.00	0.00	0.00	0.00	0.00	0.00	0.00	0.00	0.00	0.00	142,055.04	0.00	0.00	0.00	0.00	142,055.04					
Advance Debt Account	18,552,038.66	0.00	0.00	0.00	18,552,038.66	0.00	0.00	0.00	0.00	0.00	0.00	0.00	0.00	0.00	0.00	18,552,038.66	0.00	0.00	0.00	0.00	18,552,038.66					
Notice of Transfer Allocations (NTA)	0.00	0.00	0.00	0.00	0.00	0.00	0.00	0.00	0.00	0.00	0.00	0.00	0.00	0.00	0.00	0.00	0.00	0.00	0.00	0.00	0.00					
MDS Check Issued	0.00	0.00	0.00	0.00	0.00	0.00	0.00	0.00	0.00	0.00	0.00	0.00	0.00	0.00	0.00	0.00	0.00	0.00	0.00	0.00	0.00					
Advance Debt Account	0.00	0.00	0.00	0.00	0.00	0.00	0.00	0.00	0.00	0.00	0.00	0.00	0.00	0.00	0.00	0.00	0.00	0.00	0.00	0.00	0.00					
Working Fund for P/Fs	0.00	0.00	0.00	0.00	0.00	0.00	0.00	0.00	0.00	0.00	0.00	0.00	0.00	0.00	0.00	0.00	0.00	0.00	0.00	0.00	0.00					
Cash Disbursement Ceiling (CDC)	0.00	0.00	0.00	0.00	0.00	0.00	0.00	0.00	0.00	0.00	0.00	0.00	0.00	0.00	0.00	0.00	0.00	0.00	0.00	0.00	0.00					
TOTAL CASH DISBURSEMENTS	18,694,643.70	0.00	0.00	0.00	18,694,643.70	0.00	0.00	0.00	0.00	0.00	0.00	0.00	0.00	0.00	0.00	18,694,643.70	0.00	0.00	0.00	0.00	18,694,643.70					
NON-CASH DISBURSEMENTS	4,859,253.13	0.00	0.00	0.00	4,859,253.13	0.00	0.00	0.00	0.00	0.00	0.00	0.00	0.00	0.00	0.00	4,859,253.13	0.00	0.00	0.00	0.00	4,859,253.13					
Transfer Remittance Advance Issued (TRSA)	4,859,253.13	0.00	0.00	0.00	4,859,253.13	0.00	0.00	0.00	0.00	0.00	0.00	0.00	0.00	0.00	0.00	4,859,253.13	0.00	0.00	0.00	0.00	4,859,253.13					
Non-Cash Advance Authority (NCAA)	0.00	0.00	0.00	0.00	0.00	0.00	0.00	0.00	0.00	0.00	0.00	0.00	0.00	0.00	0.00	0.00	0.00	0.00	0.00	0.00	0.00					
Underpayment of government property (deduction of payment of government property)	0.00	0.00	0.00	0.00	0.00	0.00	0.00	0.00	0.00	0.00	0.00	0.00	0.00	0.00	0.00	0.00	0.00	0.00	0.00	0.00	0.00					
Underpayment of government property (deduction of payment of government property)	0.00	0.00	0.00	0.00	0.00	0.00	0.00	0.00	0.00	0.00	0.00	0.00	0.00	0.00	0.00	0.00	0.00	0.00	0.00	0.00	0.00					
Rebillion for loss of government property	0.00	0.00	0.00	0.00	0.00	0.00	0.00	0.00	0.00	0.00	0.00	0.00	0.00	0.00	0.00	0.00	0.00	0.00	0.00	0.00	0.00					
Liquidated damages and similar claims	0.00	0.00	0.00	0.00	0.00	0.00	0.00	0.00	0.00	0.00	0.00	0.00	0.00	0.00	0.00	0.00	0.00	0.00	0.00	0.00	0.00					
Others (e.g. TEF, BT, Dice Stamp, etc.)	0.00	0.00	0.00	0.00	0.00	0.00	0.00	0.00	0.00	0.00	0.00	0.00	0.00	0.00	0.00	0.00	0.00	0.00	0.00	0.00	0.00					
TOTAL NON-CASH DISBURSEMENTS	4,859,253.13	0.00	0.00	0.00	4,859,253.13	0.00	0.00	0.00	0.00	0.00	0.00	0.00	0.00	0.00	0.00	4,859,253.13	0.00	0.00	0.00	0.00	4,859,253.13					
GRAND TOTAL	23,553,896.83	0.00	0.00	0.00	23,553,896.83	0.00	0.00	0.00	0.00	0.00	0.00	0.00	0.00	0.00	0.00	23,553,896.83	0.00	0.00	0.00	0.00	23,553,896.83					


SUMMARY

Particulars	Previous Report		This Month		As at Date	
	(1)	(2)	(3)	(4)	(5)	(6)
Total Disbursement Authorities Received		0.00	0.00	0.00	0.00	0.00
NCA		172,213,850.00	18,850,872.00	192,064,722.00	0.00	0.00
NTA		0.00	0.00	0.00	0.00	0.00
Working Fund		0.00	0.00	0.00	0.00	0.00
TRSA		20,451,854.04	4,859,253.13	25,311,107.17	0.00	0.00
CDC		0.00	0.00	0.00	0.00	0.00
NCAA		0.00	0.00	0.00	0.00	0.00
Less: Notice of Transfer of Allocations (NTA) Issued		(4,594,934.00)	(1,188,296.00)	(5,783,230.00)	0.00	0.00
Total Disbursement Authorities Available		168,000,916.04	23,521,829.13	191,522,745.17	0.00	0.00
Less:		0.00	0.00	0.00	0.00	0.00
Liquid NCA		193,537,268.64	23,553,896.83	217,091,165.47	0.00	0.00
Disbursements		0.00	0.00	0.00	0.00	0.00
Less: Other Non-Cash Disbursements		0.00	0.00	0.00	0.00	0.00
Disbursements effected through outright deductions from claims		0.00	0.00	0.00	0.00	0.00
Overpayment of expense (e.g. personal benefits)		0.00	0.00	0.00	0.00	0.00
Rebillion for loss of government property		0.00	0.00	0.00	0.00	0.00
Liquidated damages and similar claims		0.00	0.00	0.00	0.00	0.00
Others (e.g. TEF, BT, Dice Stamp, etc.)		0.00	0.00	0.00	0.00	0.00
Add: see Adjustments (e.g. consolidated checks)		0.00	0.00	0.00	0.00	0.00
Balance of Disbursement Authorities as at date		(7,466,698.60)	(32,067.70)	(7,498,766.30)	0.00	0.00
Total Disbursements Program		172,213,850.00	19,850,872.00	192,064,722.00	0.00	0.00
Less: Actual Disbursements		193,537,268.64	23,553,896.83	217,091,165.47	0.00	0.00
(Over)/Under spending		(21,323,418.64)	(3,703,024.83)	(25,026,748.47)	0.00	0.00


Certified Correct:


MA. VICTORIA F. CALZADO
Chief Accountant
Date: 08-Aug-2019

Recommending Approval:


RAQUEL P. ALVENDIA, CPA, MBAH
Director III - Administrative and Finance Service
Date: 08-Aug-2019

Approved By:


ATTY. RONALD R. DELA CRUZ, MBA, CESO II
Deputy Director General - Internal Management
Date: