

MONTHLY REPORT OF DISBURSEMENTS
For the month of February 2020

Department: Department of Health (DOH)
 Agency: Office of the Secretary
 Operating Unit: Food and Drug Administration
 Organization Code: 13 001 0200001
 Fund Cluster: 01 Regular Agency Fund


Particulars	Current Year Budget					Prior Year's Budget											Trust Liabilities				Grand Total					Remarks		
	PS	MOOE	FinEx	CO	TOTAL	Prior Year's Accounts Payable					Current Year's Accounts Payable						SUB-TOTAL	PS	MOOE	CO	TOTAL	PS	MOOE	FinEx	CO		TOTAL	
						PS	MOOE	FinEx	CO	Sub-Total	PS	MOOE	FinEx	CO	Sub-Total	TOTAL												
1	2	3	4	5	6=(2+3+4+5)	7	8	9	10	11=(7+8+9+10)	12	13	14	15	16=(12+13+14+15)	17=(11+16)	18=(6+17)	19	20	21	22=(19+20+21)	23 = (2+7+12+19)	24 = (3+8+13+20)	25 = (4+9+14)	26 = (5+10+15+21)	27=(23+24+25+26)	28	
CASH DISBURSEMENTS	25,898,732.34	0.00	0.00	0.00	25,898,732.34	0.00	0.00	0.00	0.00	0.00	0.00	0.00	0.00	0.00	0.00	0.00	25,898,732.34	0.00	0.00	0.00	0.00	25,898,732.34	0.00	0.00	0.00	0.00	25,898,732.34	
Notice of Cash Allocation (NCA)	25,898,732.34	0.00	0.00	0.00	25,898,732.34	0.00	0.00	0.00	0.00	0.00	0.00	0.00	0.00	0.00	0.00	0.00	25,898,732.34	0.00	0.00	0.00	0.00	25,898,732.34	0.00	0.00	0.00	0.00	25,898,732.34	
MDS Checks Issued	1,751,902.45	0.00	0.00	0.00	1,751,902.45	0.00	0.00	0.00	0.00	0.00	0.00	0.00	0.00	0.00	0.00	0.00	1,751,902.45	0.00	0.00	0.00	0.00	1,751,902.45	0.00	0.00	0.00	0.00	1,751,902.45	
Advice to Debit Account	24,146,829.89	0.00	0.00	0.00	24,146,829.89	0.00	0.00	0.00	0.00	0.00	0.00	0.00	0.00	0.00	0.00	0.00	24,146,829.89	0.00	0.00	0.00	0.00	24,146,829.89	0.00	0.00	0.00	0.00	24,146,829.89	
Notice of Transfer Allocations (NTA)	0.00	0.00	0.00	0.00	0.00	0.00	0.00	0.00	0.00	0.00	0.00	0.00	0.00	0.00	0.00	0.00	0.00	0.00	0.00	0.00	0.00	0.00	0.00	0.00	0.00	0.00	0.00	0.00
MDS Checks Issued	0.00	0.00	0.00	0.00	0.00	0.00	0.00	0.00	0.00	0.00	0.00	0.00	0.00	0.00	0.00	0.00	0.00	0.00	0.00	0.00	0.00	0.00	0.00	0.00	0.00	0.00	0.00	0.00
Advice to Debit Account	0.00	0.00	0.00	0.00	0.00	0.00	0.00	0.00	0.00	0.00	0.00	0.00	0.00	0.00	0.00	0.00	0.00	0.00	0.00	0.00	0.00	0.00	0.00	0.00	0.00	0.00	0.00	0.00
Working Fund for FAPs	0.00	0.00	0.00	0.00	0.00	0.00	0.00	0.00	0.00	0.00	0.00	0.00	0.00	0.00	0.00	0.00	0.00	0.00	0.00	0.00	0.00	0.00	0.00	0.00	0.00	0.00	0.00	0.00
Cash Disbursement Ceiling (CDC)	0.00	0.00	0.00	0.00	0.00	0.00	0.00	0.00	0.00	0.00	0.00	0.00	0.00	0.00	0.00	0.00	0.00	0.00	0.00	0.00	0.00	0.00	0.00	0.00	0.00	0.00	0.00	0.00
TOTAL CASH DISBURSEMENTS	25,898,732.34	0.00	0.00	0.00	25,898,732.34	0.00	0.00	0.00	0.00	0.00	0.00	0.00	0.00	0.00	0.00	0.00	25,898,732.34	0.00	0.00	0.00	0.00	25,898,732.34	0.00	0.00	0.00	0.00	25,898,732.34	
NON-CASH DISBURSEMENTS	2,511,525.89	0.00	0.00	0.00	2,511,525.89	0.00	0.00	0.00	0.00	0.00	0.00	0.00	0.00	0.00	0.00	0.00	2,511,525.89	0.00	0.00	0.00	0.00	2,511,525.89	0.00	0.00	0.00	0.00	2,511,525.89	
Tax Remittance Advices Issued (TRA)	2,511,525.89	0.00	0.00	0.00	2,511,525.89	0.00	0.00	0.00	0.00	0.00	0.00	0.00	0.00	0.00	0.00	0.00	2,511,525.89	0.00	0.00	0.00	0.00	2,511,525.89	0.00	0.00	0.00	0.00	2,511,525.89	
Non-Cash Availment Authority (NCAA)	0.00	0.00	0.00	0.00	0.00	0.00	0.00	0.00	0.00	0.00	0.00	0.00	0.00	0.00	0.00	0.00	0.00	0.00	0.00	0.00	0.00	0.00	0.00	0.00	0.00	0.00	0.00	0.00
Disbursements effected through outright deductions from claims (please specify...)	0.00	0.00	0.00	0.00	0.00	0.00	0.00	0.00	0.00	0.00	0.00	0.00	0.00	0.00	0.00	0.00	0.00	0.00	0.00	0.00	0.00	0.00	0.00	0.00	0.00	0.00	0.00	0.00
Overpayment of expenses(e.g. personnel benefits)	0.00	0.00	0.00	0.00	0.00	0.00	0.00	0.00	0.00	0.00	0.00	0.00	0.00	0.00	0.00	0.00	0.00	0.00	0.00	0.00	0.00	0.00	0.00	0.00	0.00	0.00	0.00	0.00
Restitution for loss of government property	0.00	0.00	0.00	0.00	0.00	0.00	0.00	0.00	0.00	0.00	0.00	0.00	0.00	0.00	0.00	0.00	0.00	0.00	0.00	0.00	0.00	0.00	0.00	0.00	0.00	0.00	0.00	0.00
Liquidated damages and similar claims	0.00	0.00	0.00	0.00	0.00	0.00	0.00	0.00	0.00	0.00	0.00	0.00	0.00	0.00	0.00	0.00	0.00	0.00	0.00	0.00	0.00	0.00	0.00	0.00	0.00	0.00	0.00	0.00
Others (TEF, BTR, Documentary Stamp Tax, etc.)	0.00	0.00	0.00	0.00	0.00	0.00	0.00	0.00	0.00	0.00	0.00	0.00	0.00	0.00	0.00	0.00	0.00	0.00	0.00	0.00	0.00	0.00	0.00	0.00	0.00	0.00	0.00	0.00
TOTAL NON-CASH DISBURSEMENTS	2,511,525.89	0.00	0.00	0.00	2,511,525.89	0.00	0.00	0.00	0.00	0.00	0.00	0.00	0.00	0.00	0.00	0.00	2,511,525.89	0.00	0.00	0.00	0.00	2,511,525.89	0.00	0.00	0.00	0.00	2,511,525.89	
GRAND TOTAL	28,410,258.23	0.00	0.00	0.00	28,410,258.23	0.00	0.00	0.00	0.00	0.00	0.00	0.00	0.00	0.00	0.00	0.00	28,410,258.23	0.00	0.00	0.00	0.00	28,410,258.23	0.00	0.00	0.00	0.00	28,410,258.23	

SUMMARY


Particulars	Previous Report	This Month	As at Date
(1)	(2)	(3)	(4)
Total Disbursement Authorities Received	0.00	0.00	0.00
NCA	28,568,709.00	28,647,014.00	57,215,723.00
NTA	0.00	0.00	0.00
Working Fund	0.00	0.00	0.00
TRA	7,582,562.55	2,511,525.89	10,094,088.44
CDC	0.00	0.00	0.00
NCAA	0.00	0.00	0.00
Less: Notice of Transfer of Allocations (NTA)* issued	-1,186,596.00	0.00	-1,186,596.00
Total Disbursement Authorities Available	34,964,675.55	31,158,539.89	66,123,215.44
Less:	0.00	0.00	0.00
Lapsed NCA	0.00	0.00	0.00
Disbursements	34,939,804.23	28,410,258.23	63,350,062.46
Less: Other Non-Cash Disbursements	0.00	0.00	0.00
Disbursements effected through outright deductions from claims	0.00	0.00	0.00
Overpayment of expenses(e.g. personnel benefits)	0.00	0.00	0.00
Restitution for loss of government property	0.00	0.00	0.00
Liquidated damages and similar claims	0.00	0.00	0.00
Others (e.g. TEF, BTR, Docs Stamp, etc.)	0.00	0.00	0.00
Add/Less: Adjustments (e.g. cancelled/staled checks)	0.00	0.00	0.00
Balance of Disbursement Authorities as at date	24,871.32	2,748,281.66	2,773,152.98
Total Disbursements Program	34,964,675.55	31,158,539.89	66,123,215.44
Less: *Actual Disbursements	34,939,804.23	28,410,258.23	63,350,062.46
(Over)/Under spending	24,871.32	2,748,281.66	2,773,152.98

Notes: * The use of NTA is discouraged
 Notes: ** Amounts should tally with the grand total disbursement (column 27).


Certified Correct:


 MA. VICTORIA F. CALZADO
 Chief Accountant
 Date: 09-April-2020

Recommending Approval:


 RACQUEL P. ALVENDIA, CPA, MBAH
 Director III - Administrative and Finance Service
 Date: 09-April-2020

Approved By:


 ATTY. RONALD R. DE VEYRA, MBA, CESO II
 Deputy Director General - Internal Management
 Date: