

**MONTHLY REPORT OF DISBURSEMENTS**  
For the month of January 2020

Department: Department of Health (DOH)  
 Agency: Office of the Secretary  
 Operating Unit: Food and Drug Administration  
 Organization Code: 13 001 0200001  
 Fund Cluster: 01 Regular Agency Fund


Particulars	Current Year Budget					Prior Year's Budget											SUB-TOTAL	Trust Liabilities				Grand Total					Remarks
	PS	MOOE	FinEx	CO	TOTAL	Prior Year's Accounts Payable					Current Year's Accounts Payable					TOTAL		PS	MOOE	CO	TOTAL	PS	MOOE	FinEx	CO	TOTAL	
						PS	MOOE	FinEx	CO	Sub-Total	PS	MOOE	FinEx	CO	Sub-Total												
1	2	3	4	5	6=(2+3+4+5)	7	8	9	10	11=(7+8+9+10)	12	13	14	15	16=(12+13+14+15)	17=(11+16)	18=(6+17)	19	20	21	22=(19+20+21)	23 = (2+7+12+19)	24 = (3+8+13+20)	25 = (4+9+14)	26 = (5+10+15+21)	27=(23+24+25+26)	28
CASH DISBURSEMENTS	27,357,241.68	0.00	0.00	0.00	27,357,241.68	0.00	0.00	0.00	0.00	0.00	0.00	0.00	0.00	0.00	0.00	0.00	27,357,241.68	0.00	0.00	0.00	0.00	27,357,241.68	0.00	0.00	0.00	0.00	27,357,241.68
Notice of Cash Allocation (NCA)	27,357,241.68	0.00	0.00	0.00	27,357,241.68	0.00	0.00	0.00	0.00	0.00	0.00	0.00	0.00	0.00	0.00	0.00	27,357,241.68	0.00	0.00	0.00	0.00	27,357,241.68	0.00	0.00	0.00	0.00	27,357,241.68
MDS Checks Issued	1,547,751.43	0.00	0.00	0.00	1,547,751.43	0.00	0.00	0.00	0.00	0.00	0.00	0.00	0.00	0.00	0.00	0.00	1,547,751.43	0.00	0.00	0.00	0.00	1,547,751.43	0.00	0.00	0.00	0.00	1,547,751.43
Advice to Debit Account	25,809,490.25	0.00	0.00	0.00	25,809,490.25	0.00	0.00	0.00	0.00	0.00	0.00	0.00	0.00	0.00	0.00	0.00	25,809,490.25	0.00	0.00	0.00	0.00	25,809,490.25	0.00	0.00	0.00	0.00	25,809,490.25
Notice of Transfer Allocations (NTA)	0.00	0.00	0.00	0.00	0.00	0.00	0.00	0.00	0.00	0.00	0.00	0.00	0.00	0.00	0.00	0.00	0.00	0.00	0.00	0.00	0.00	0.00	0.00	0.00	0.00	0.00	0.00
MDS Checks Issued	0.00	0.00	0.00	0.00	0.00	0.00	0.00	0.00	0.00	0.00	0.00	0.00	0.00	0.00	0.00	0.00	0.00	0.00	0.00	0.00	0.00	0.00	0.00	0.00	0.00	0.00	0.00
Advice to Debit Account	0.00	0.00	0.00	0.00	0.00	0.00	0.00	0.00	0.00	0.00	0.00	0.00	0.00	0.00	0.00	0.00	0.00	0.00	0.00	0.00	0.00	0.00	0.00	0.00	0.00	0.00	0.00
Working Fund for FAPs	0.00	0.00	0.00	0.00	0.00	0.00	0.00	0.00	0.00	0.00	0.00	0.00	0.00	0.00	0.00	0.00	0.00	0.00	0.00	0.00	0.00	0.00	0.00	0.00	0.00	0.00	0.00
Cash Disbursement Ceiling (CDC)	0.00	0.00	0.00	0.00	0.00	0.00	0.00	0.00	0.00	0.00	0.00	0.00	0.00	0.00	0.00	0.00	0.00	0.00	0.00	0.00	0.00	0.00	0.00	0.00	0.00	0.00	0.00
<b>TOTAL CASH DISBURSEMENTS</b>	<b>27,357,241.68</b>	<b>0.00</b>	<b>0.00</b>	<b>0.00</b>	<b>27,357,241.68</b>	<b>0.00</b>	<b>0.00</b>	<b>0.00</b>	<b>0.00</b>	<b>0.00</b>	<b>0.00</b>	<b>0.00</b>	<b>0.00</b>	<b>0.00</b>	<b>0.00</b>	<b>0.00</b>	<b>27,357,241.68</b>	<b>0.00</b>	<b>0.00</b>	<b>0.00</b>	<b>0.00</b>	<b>27,357,241.68</b>	<b>0.00</b>	<b>0.00</b>	<b>0.00</b>	<b>0.00</b>	<b>27,357,241.68</b>
NON-CASH DISBURSEMENTS	7,582,562.55	0.00	0.00	0.00	7,582,562.55	0.00	0.00	0.00	0.00	0.00	0.00	0.00	0.00	0.00	0.00	0.00	7,582,562.55	0.00	0.00	0.00	0.00	7,582,562.55	0.00	0.00	0.00	0.00	7,582,562.55
Tax Remittance Advices Issued (TRA)	7,582,562.55	0.00	0.00	0.00	7,582,562.55	0.00	0.00	0.00	0.00	0.00	0.00	0.00	0.00	0.00	0.00	0.00	7,582,562.55	0.00	0.00	0.00	0.00	7,582,562.55	0.00	0.00	0.00	0.00	7,582,562.55
Non-Cash Availment Authority (NCAA)	0.00	0.00	0.00	0.00	0.00	0.00	0.00	0.00	0.00	0.00	0.00	0.00	0.00	0.00	0.00	0.00	0.00	0.00	0.00	0.00	0.00	0.00	0.00	0.00	0.00	0.00	0.00
Disbursements effected through outright deductions from claims (please specify)	0.00	0.00	0.00	0.00	0.00	0.00	0.00	0.00	0.00	0.00	0.00	0.00	0.00	0.00	0.00	0.00	0.00	0.00	0.00	0.00	0.00	0.00	0.00	0.00	0.00	0.00	0.00
Overpayment of expenses(e.g. personnel benefits)	0.00	0.00	0.00	0.00	0.00	0.00	0.00	0.00	0.00	0.00	0.00	0.00	0.00	0.00	0.00	0.00	0.00	0.00	0.00	0.00	0.00	0.00	0.00	0.00	0.00	0.00	0.00
Restitution for loss of government property	0.00	0.00	0.00	0.00	0.00	0.00	0.00	0.00	0.00	0.00	0.00	0.00	0.00	0.00	0.00	0.00	0.00	0.00	0.00	0.00	0.00	0.00	0.00	0.00	0.00	0.00	0.00
Liquidated damages and similar claims	0.00	0.00	0.00	0.00	0.00	0.00	0.00	0.00	0.00	0.00	0.00	0.00	0.00	0.00	0.00	0.00	0.00	0.00	0.00	0.00	0.00	0.00	0.00	0.00	0.00	0.00	0.00
Others (TEF, BTR, Documentary Stamp Tax, etc.)	0.00	0.00	0.00	0.00	0.00	0.00	0.00	0.00	0.00	0.00	0.00	0.00	0.00	0.00	0.00	0.00	0.00	0.00	0.00	0.00	0.00	0.00	0.00	0.00	0.00	0.00	0.00
<b>TOTAL NON-CASH DISBURSEMENTS</b>	<b>7,582,562.55</b>	<b>0.00</b>	<b>0.00</b>	<b>0.00</b>	<b>7,582,562.55</b>	<b>0.00</b>	<b>0.00</b>	<b>0.00</b>	<b>0.00</b>	<b>0.00</b>	<b>0.00</b>	<b>0.00</b>	<b>0.00</b>	<b>0.00</b>	<b>0.00</b>	<b>0.00</b>	<b>7,582,562.55</b>	<b>0.00</b>	<b>0.00</b>	<b>0.00</b>	<b>0.00</b>	<b>7,582,562.55</b>	<b>0.00</b>	<b>0.00</b>	<b>0.00</b>	<b>0.00</b>	<b>7,582,562.55</b>
<b>GRAND TOTAL</b>	<b>34,939,804.23</b>	<b>0.00</b>	<b>0.00</b>	<b>0.00</b>	<b>34,939,804.23</b>	<b>0.00</b>	<b>0.00</b>	<b>0.00</b>	<b>0.00</b>	<b>0.00</b>	<b>0.00</b>	<b>0.00</b>	<b>0.00</b>	<b>0.00</b>	<b>0.00</b>	<b>0.00</b>	<b>34,939,804.23</b>	<b>0.00</b>	<b>0.00</b>	<b>0.00</b>	<b>0.00</b>	<b>34,939,804.23</b>	<b>0.00</b>	<b>0.00</b>	<b>0.00</b>	<b>0.00</b>	<b>34,939,804.23</b>

**SUMMARY**


Particulars	Previous Report	This Month	As at Date
(1)	(2)	(3)	(4)
Total Disbursement Authorities Received	0.00	0.00	0.00
NCA	-	28,568,709.00	28,568,709.00
NTA	0.00	0.00	0.00
Working Fund	0.00	0.00	0.00
TRA	-	7,582,562.55	7,582,562.55
CDC	0.00	0.00	0.00
NCAA	0.00	0.00	0.00
Less: Notice of Transfer of Allocations (NTA)* issued	0.00	-1,186,596.00	-1,186,596.00
Total Disbursement Authorities Available	-	34,964,675.55	34,964,675.55
Less:	0.00	0.00	0.00
Lapsed NCA	0.00	0.00	0.00
Disbursements	-	34,939,804.23	34,939,804.23
Less: Other Non-Cash Disbursements	0.00	0.00	0.00
Disbursements effected through outright deductions from claims	0.00	0.00	0.00
Overpayment of expenses(e.g. personnel benefits)	0.00	0.00	0.00
Restitution for loss of government property	0.00	0.00	0.00
Liquidated damages and similar claims	0.00	0.00	0.00
Others (e.g. TEF, BTR, Docs Stamp, etc.)	0.00	0.00	0.00
Add/Less: Adjustments (e.g. cancelled/staled checks)	0.00	0.00	0.00
Balance of Disbursement Authorities as at date	-	24,871.32	24,871.32
Total Disbursements Program	-	34,964,675.55	34,964,675.55
Less: Actual Disbursements	-	34,939,804.23	34,939,804.23
(Over)/Under spending	-	24,871.32	24,871.32

Notes: \* The use of NTA is discouraged  
 Notes: \*\* Amounts should tally with the grand total disbursement (column 27).


Certified Correct:

  
 MA. VICTORIA F. CALZADO  
 Chief Accountant  
 Date: 07-Feb-2020

Recommending Approval:

  
 RACQUEL P. ALVENDIA, CPA, MBAH  
 Director III - Administrative and Finance Service  
 Date: 07-Feb-2020

Approved By:

  
 ATTY. RONALD R. DE VEYRA, MBA, CESO II  
 Deputy Director General - Internal Management  
 Date: