

**STATEMENT OF APPROPRIATIONS, ALLOTMENTS, OBLIGATIONS, DISBURSEMENTS AND BALANCES**  
As at the Quarter Ending December 31, 2020

Department : Department of Health (DOH)  
 Agency/Entity : Office of the Secretary  
 Operating Unit : Food and Drug Administration  
 Organization Code : 13 001 0200001  
 Fund Cluster : 01 Regular Agency Fund

X	Current Year Appropriations
	Supplemental
	Continuing Appropriations

(e.g. UACS Fund Cluster: 01-Regular Agency Fund, 02-Foreign Assisted Projects Fund, 03-Special Account-Locally Funded/Domestic Grants Fund, and 04-Special Account-Foreign Assisted/Foreign Grants Fund)

Particulars	UACS CODE	Appropriations			Allotments			Current Year Obligations				Current Year Disbursements					Balances						
		Authorized Appropriations	Adjustments (Transfer To/From, Modifications/)	Adjusted Appropriations	Allotments Received	Adjustments (Reductions, Modifications/ Augmentations)	Transfer To	Transfer From	Adjusted Total Allotments	1st Quarter Ending March 31	2nd Quarter Ending June 30	3rd Quarter Ending Sept. 30	4th Quarter Ending Dec. 31	TOTAL	1st Quarter Ending March 31	2nd Quarter Ending June 30	3rd Quarter Ending Sept. 30	4th Quarter Ending Dec. 31	TOTAL	Unreleased Appro	Unobligated Allotments	Unpaid Obligations (15-20)=(23+24)	
																						Due and Demandable	Not Yet Due and Demandable
1	2	3	4	5=(3+4)	6	7	8	9	10={6+(-)7-8+9}	11	12	13	14	15=(11+12+13+14)	16	17	18	19	20=(16+17+18+19)	21	22	23	24
I. Agency Specific Budget		388,137,000.00	71,330,000.00	459,467,000.00	388,137,000.00	71,330,000.00	0.00	0.00	459,467,000.00	98,978,791.00	128,515,077.00	95,884,860.00	133,427,362.00	456,806,090.00	90,048,117.00	132,182,070.00	94,765,636.00	129,535,896.00	446,531,719.00	0.00	2,660,910.00	10,274,371.00	0.00
General Administration and Support	1000000000000000	0.00	0.00	0.00	0.00	0.00	0.00	0.00	0.00	0.00	0.00	0.00	0.00	0.00	0.00	0.00	0.00	0.00	0.00	0.00	0.00	0.00	0.00
Administration of Personnel Benefits	100000100002000	0.00	0.00	0.00	0.00	0.00	0.00	0.00	0.00	0.00	0.00	0.00	0.00	0.00	0.00	0.00	0.00	0.00	0.00	0.00	0.00	0.00	0.00
PS		0.00	0.00	0.00	0.00	0.00	0.00	0.00	0.00	0.00	0.00	0.00	0.00	0.00	0.00	0.00	0.00	0.00	0.00	0.00	0.00	0.00	0.00
Sub-Total, General Administration and Support		0.00	0.00	0.00	0.00	0.00	0.00	0.00	0.00	0.00	0.00	0.00	0.00	0.00	0.00	0.00	0.00	0.00	0.00	0.00	0.00	0.00	0.00
PS		0.00	0.00	0.00	0.00	0.00	0.00	0.00	0.00	0.00	0.00	0.00	0.00	0.00	0.00	0.00	0.00	0.00	0.00	0.00	0.00	0.00	0.00
MOOE		0.00	0.00	0.00	0.00	0.00	0.00	0.00	0.00	0.00	0.00	0.00	0.00	0.00	0.00	0.00	0.00	0.00	0.00	0.00	0.00	0.00	0.00
FinEx (if Applicable)		0.00	0.00	0.00	0.00	0.00	0.00	0.00	0.00	0.00	0.00	0.00	0.00	0.00	0.00	0.00	0.00	0.00	0.00	0.00	0.00	0.00	0.00
CO		0.00	0.00	0.00	0.00	0.00	0.00	0.00	0.00	0.00	0.00	0.00	0.00	0.00	0.00	0.00	0.00	0.00	0.00	0.00	0.00	0.00	0.00
Operations	3000000000000000	388,137,000.00	71,330,000.00	459,467,000.00	388,137,000.00	71,330,000.00	0.00	0.00	459,467,000.00	98,978,791.00	128,515,077.00	95,884,860.00	133,427,362.00	456,806,090.00	90,048,117.00	132,182,070.00	94,765,636.00	129,535,896.00	446,531,719.00	0.00	2,660,910.00	10,274,371.00	0.00
OO : Access to safe and quality health commodities, devices and facilities ensured		388,137,000.00	71,330,000.00	459,467,000.00	388,137,000.00	71,330,000.00	0.00	0.00	459,467,000.00	98,978,791.00	128,515,077.00	95,884,860.00	133,427,362.00	456,806,090.00	90,048,117.00	132,182,070.00	94,765,636.00	129,535,896.00	446,531,719.00	0.00	2,660,910.00	10,274,371.00	0.00
HEALTH REGULATORY PROGRAM		388,137,000.00	71,330,000.00	459,467,000.00	388,137,000.00	71,330,000.00	0.00	0.00	459,467,000.00	98,978,791.00	128,515,077.00	95,884,860.00	133,427,362.00	456,806,090.00	90,048,117.00	132,182,070.00	94,765,636.00	129,535,896.00	446,531,719.00	0.00	2,660,910.00	10,274,371.00	0.00
CONSUMER HEALTH AND WELFARE SUB-PROGRAM		388,137,000.00	71,330,000.00	459,467,000.00	388,137,000.00	71,330,000.00	0.00	0.00	459,467,000.00	98,978,791.00	128,515,077.00	95,884,860.00	133,427,362.00	456,806,090.00	90,048,117.00	132,182,070.00	94,765,636.00	129,535,896.00	446,531,719.00	0.00	2,660,910.00	10,274,371.00	0.00
Regulation of Health Establishments and Products	330102100001000	388,137,000.00	71,330,000.00	459,467,000.00	388,137,000.00	71,330,000.00	0.00	0.00	459,467,000.00	98,978,791.00	128,515,077.00	95,884,860.00	133,427,362.00	456,806,090.00	90,048,117.00	132,182,070.00	94,765,636.00	129,535,896.00	446,531,719.00	0.00	2,660,910.00	10,274,371.00	0.00
PS		388,137,000.00	71,330,000.00	459,467,000.00	388,137,000.00	71,330,000.00	0.00	0.00	459,467,000.00	98,978,791.00	128,515,077.00	95,884,860.00	133,427,362.00	456,806,090.00	90,048,117.00	132,182,070.00	94,765,636.00	129,535,896.00	446,531,719.00	0.00	2,660,910.00	10,274,371.00	0.00
Sub-Total, Operations		388,137,000.00	71,330,000.00	459,467,000.00	388,137,000.00	71,330,000.00	0.00	0.00	459,467,000.00	98,978,791.00	128,515,077.00	95,884,860.00	133,427,362.00	456,806,090.00	90,048,117.00	132,182,070.00	94,765,636.00	129,535,896.00	446,531,719.00	0.00	2,660,910.00	10,274,371.00	0.00
PS		388,137,000.00	71,330,000.00	459,467,000.00	388,137,000.00	71,330,000.00	0.00	0.00	459,467,000.00	98,978,791.00	128,515,077.00	95,884,860.00	133,427,362.00	456,806,090.00	90,048,117.00	132,182,070.00	94,765,636.00	129,535,896.00	446,531,719.00	0.00	2,660,910.00	10,274,371.00	0.00
MOOE		0.00	0.00	0.00	0.00	0.00	0.00	0.00	0.00	0.00	0.00	0.00	0.00	0.00	0.00	0.00	0.00	0.00	0.00	0.00	0.00	0.00	0.00
FinEx (if Applicable)		0.00	0.00	0.00	0.00	0.00	0.00	0.00	0.00	0.00	0.00	0.00	0.00	0.00	0.00	0.00	0.00	0.00	0.00	0.00	0.00	0.00	0.00
CO		0.00	0.00	0.00	0.00	0.00	0.00	0.00	0.00	0.00	0.00	0.00	0.00	0.00	0.00	0.00	0.00	0.00	0.00	0.00	0.00	0.00	0.00
Sub-Total, I. Agency Specific Budget		388,137,000.00	71,330,000.00	459,467,000.00	388,137,000.00	71,330,000.00	0.00	0.00	459,467,000.00	98,978,791.00	128,515,077.00	95,884,860.00	133,427,362.00	456,806,090.00	90,048,117.00	132,182,070.00	94,765,636.00	129,535,896.00	446,531,719.00	0.00	2,660,910.00	10,274,371.00	0.00
PS		388,137,000.00	71,330,000.00	459,467,000.00	388,137,000.00	71,330,000.00	0.00	0.00	459,467,000.00	98,978,791.00	128,515,077.00	95,884,860.00	133,427,362.00	456,806,090.00	90,048,117.00	132,182,070.00	94,765,636.00	129,535,896.00	446,531,719.00	0.00	2,660,910.00	10,274,371.00	0.00
MOOE		0.00	0.00	0.00	0.00	0.00	0.00	0.00	0.00	0.00	0.00	0.00	0.00	0.00	0.00	0.00	0.00	0.00	0.00	0.00	0.00	0.00	0.00
FinEx (if Applicable)		0.00	0.00	0.00	0.00	0.00	0.00	0.00	0.00	0.00	0.00	0.00	0.00	0.00	0.00	0.00	0.00	0.00	0.00	0.00	0.00	0.00	0.00
CO		0.00	0.00	0.00	0.00	0.00	0.00	0.00	0.00	0.00	0.00	0.00	0.00	0.00	0.00	0.00	0.00	0.00	0.00	0.00	0.00	0.00	0.00
II. Automatic Appropriations		34,164,000.00	(24,979,647.00)	9,184,353.00	34,802,500.00	(25,618,147.00)	0.00	0.00	9,184,353.00	5,377,924.00	2,805,895.00	0.00	0.00	8,183,819.00	5,377,924.00	2,805,895.00	0.00	0.00	8,183,819.00	0.00	1,000,534.00	0.00	0.00
Specific Budgets of National Government Agencies		34,164,000.00	(24,979,647.00)	9,184,353.00	34,802,500.00	(25,618,147.00)	0.00	0.00	9,184,353.00	5,377,924.00	2,805,895.00	0.00	0.00	8,183,819.00	5,377,924.00	2,805,895.00	0.00	0.00	8,183,819.00	0.00	1,000,534.00	0.00	0.00


Department : Department of Health (DOH)  
 Agency/Entity : Office of the Secretary  
 Operating Unit : Food and Drug Administration  
 Organization Code : 13 001 0200001  
 Fund Cluster : 01 Regular Agency Fund


X	Current Year Appropriations
	Supplemental
	Continuing Appropriations


(e.g. UACS Fund Cluster: 01-Regular Agency Fund, 02-Foreign Assisted Projects Fund, 03-Special Account-Locally Funded/Domestic Grants Fund, and 04-Special Account-Foreign Assisted/Foreign Grants Fund)


Particulars	UACS CODE	Appropriations			Allotments					Current Year Obligations				Current Year Disbursements					Balances				
		Authorized Appropriations	Adjustments (Transfer To/From, Modifications/)	Adjusted Appropriations	Allotments Received	Adjustments (Reductions, Modifications/ Augmentations)	Transfer To	Transfer From	Adjusted Total Allotments	1st Quarter Ending March 31	2nd Quarter Ending June 30	3rd Quarter Ending Sept. 30	4th Quarter Ending Dec. 31	TOTAL	1st Quarter Ending March 31	2nd Quarter Ending June 30	3rd Quarter Ending Sept. 30	4th Quarter Ending Dec. 31	TOTAL	Unreleased Appro	Unobligated Allotments	Unpaid Obligations (15-20)=(23+24)	
																						Due and Demandable	Not Yet Due and Demandable
1	2	3	4	5=(3+4)	6	7	8	9	10=[(6+(-)7)-8+9]	11	12	13	14	15=(11+12+13+14)	16	17	18	19	20=(16+17+18+19)	21	22	23	24
Retirement and Life Insurance Premiums		34,164,000.00	(24,979,647.00)	9,184,353.00	34,802,500.00	(25,618,147.00)	0.00	0.00	9,184,353.00	5,377,924.00	2,805,895.00	0.00	0.00	8,183,819.00	5,377,924.00	2,805,895.00	0.00	0.00	8,183,819.00	0.00	1,000,534.00	0.00	0.00
PS		34,164,000.00	(24,979,647.00)	9,184,353.00	34,802,500.00	(25,618,147.00)	0.00	0.00	9,184,353.00	5,377,924.00	2,805,895.00	0.00	0.00	8,183,819.00	5,377,924.00	2,805,895.00	0.00	0.00	8,183,819.00	0.00	1,000,534.00	0.00	0.00
Sub-total II. Automatic Appropriations		34,164,000.00	(24,979,647.00)	9,184,353.00	34,802,500.00	(25,618,147.00)	0.00	0.00	9,184,353.00	5,377,924.00	2,805,895.00	0.00	0.00	8,183,819.00	5,377,924.00	2,805,895.00	0.00	0.00	8,183,819.00	0.00	1,000,534.00	0.00	0.00
PS		34,164,000.00	(24,979,647.00)	9,184,353.00	34,802,500.00	(25,618,147.00)	0.00	0.00	9,184,353.00	5,377,924.00	2,805,895.00	0.00	0.00	8,183,819.00	5,377,924.00	2,805,895.00	0.00	0.00	8,183,819.00	0.00	1,000,534.00	0.00	0.00
MOOE		0.00	0.00	0.00	0.00	0.00	0.00	0.00	0.00	0.00	0.00	0.00	0.00	0.00	0.00	0.00	0.00	0.00	0.00	0.00	0.00	0.00	0.00
FinEx		0.00	0.00	0.00	0.00	0.00	0.00	0.00	0.00	0.00	0.00	0.00	0.00	0.00	0.00	0.00	0.00	0.00	0.00	0.00	0.00	0.00	0.00
CO		0.00	0.00	0.00	0.00	0.00	0.00	0.00	0.00	0.00	0.00	0.00	0.00	0.00	0.00	0.00	0.00	0.00	0.00	0.00	0.00	0.00	0.00
III. Special Purpose Fund		0.00	35,317,160.00	35,317,160.00	0.00	25,094,000.00	0.00	10,223,160.00	35,317,160.00	0.00	6,207,496.00	6,207,496.00	22,327,008.00	34,742,000.00	0.00	6,207,496.00	6,207,496.00	17,792,408.00	30,207,400.00	0.00	575,160.00	1,257,600.00	3,277,000.00
Miscellaneous Personnel Benefits Fund		0.00	31,465,000.00	31,465,000.00	0.00	25,094,000.00	0.00	6,371,000.00	31,465,000.00	0.00	6,207,496.00	6,207,496.00	19,050,008.00	31,465,000.00	0.00	6,207,496.00	6,207,496.00	17,792,408.00	30,207,400.00	0.00	0.00	1,257,600.00	0.00
PS		0.00	31,465,000.00	31,465,000.00	0.00	25,094,000.00	0.00	6,371,000.00	31,465,000.00	0.00	6,207,496.00	6,207,496.00	19,050,008.00	31,465,000.00	0.00	6,207,496.00	6,207,496.00	17,792,408.00	30,207,400.00	0.00	0.00	1,257,600.00	0.00
Support for Infrastructure Projects and Social Programs		0.00	3,852,160.00	3,852,160.00	0.00	0.00	0.00	3,852,160.00	3,852,160.00	0.00	0.00	0.00	3,277,000.00	3,277,000.00	0.00	0.00	0.00	0.00	0.00	0.00	575,160.00	0.00	3,277,000.00
CO		0.00	3,852,160.00	3,852,160.00	0.00	0.00	0.00	3,852,160.00	3,852,160.00	0.00	0.00	0.00	3,277,000.00	3,277,000.00	0.00	0.00	0.00	0.00	0.00	0.00	575,160.00	0.00	3,277,000.00
Sub-Total III. Special Purpose Fund		0.00	35,317,160.00	35,317,160.00	0.00	25,094,000.00	0.00	10,223,160.00	35,317,160.00	0.00	6,207,496.00	6,207,496.00	22,327,008.00	34,742,000.00	0.00	6,207,496.00	6,207,496.00	17,792,408.00	30,207,400.00	0.00	575,160.00	1,257,600.00	3,277,000.00
PS		0.00	31,465,000.00	31,465,000.00	0.00	25,094,000.00	0.00	6,371,000.00	31,465,000.00	0.00	6,207,496.00	6,207,496.00	19,050,008.00	31,465,000.00	0.00	6,207,496.00	6,207,496.00	17,792,408.00	30,207,400.00	0.00	0.00	1,257,600.00	0.00
MOOE		0.00	0.00	0.00	0.00	0.00	0.00	0.00	0.00	0.00	0.00	0.00	0.00	0.00	0.00	0.00	0.00	0.00	0.00	0.00	0.00	0.00	0.00
FinEx		0.00	0.00	0.00	0.00	0.00	0.00	0.00	0.00	0.00	0.00	0.00	0.00	0.00	0.00	0.00	0.00	0.00	0.00	0.00	0.00	0.00	0.00
CO		0.00	3,852,160.00	3,852,160.00	0.00	0.00	0.00	3,852,160.00	3,852,160.00	0.00	0.00	0.00	0.00	0.00	0.00	0.00	0.00	0.00	0.00	0.00	575,160.00	0.00	3,277,000.00
GRAND TOTAL		422,301,000.00	81,667,513.00	503,968,513.00	422,939,500.00	70,805,853.00	0.00	10,223,160.00	503,968,513.00	104,356,715.00	137,528,468.00	102,092,356.00	155,754,370.00	498,731,909.00	95,426,041.00	141,195,461.00	100,973,132.00	147,328,304.00	484,922,938.00	0.00	4,236,604.00	11,531,971.00	3,277,000.00
PS		422,301,000.00	77,815,353.00	500,116,353.00	422,939,500.00	70,805,853.00	0.00	6,371,000.00	500,116,353.00	104,356,715.00	137,528,468.00	102,092,356.00	152,477,370.00	496,454,909.00	95,426,041.00	141,195,461.00	100,973,132.00	147,328,304.00	484,922,938.00	0.00	3,661,444.00	11,531,971.00	0.00
CO		0.00	3,852,160.00	3,852,160.00	0.00	0.00	0.00	3,852,160.00	3,852,160.00	0.00	0.00	0.00	3,277,000.00	3,277,000.00	0.00	0.00	0.00	0.00	0.00	0.00	575,160.00	0.00	3,277,000.00
Recapitulation by OO:																							
I. Agency Specific Budget		388,137,000.00	77,701,000.00	465,838,000.00	388,137,000.00	71,330,000.00	0.00	6,371,000.00	465,838,000.00	98,978,791.00	134,722,573.00	102,092,356.00	152,477,370.00	488,271,090.00	90,048,117.00	138,389,566.00	100,973,132.00	147,328,304.00	476,739,119.00	0.00	(22,433,090.00)	11,531,971.00	0.00
HEALTH SYSTEMS STRENGTHENING PROGRAM		0.00	6,371,000.00	6,371,000.00	0.00	0.00	0.00	6,371,000.00	6,371,000.00	0.00	0.00	0.00	6,371,000.00	6,371,000.00	0.00	0.00	0.00	5,113,400.00	5,113,400.00	0.00	0.00	1,257,600.00	0.00
HEALTH REGULATORY PROGRAM		388,137,000.00	71,330,000.00	459,467,000.00	388,137,000.00	71,330,000.00	0.00	0.00	459,467,000.00	98,978,791.00	134,722,573.00	102,092,356.00	146,106,370.00	481,900,090.00	90,048,117.00	138,389,566.00	100,973,132.00	142,214,904.00	471,625,719.00	0.00	(22,433,090.00)	10,274,371.00	0.00

Certified Correct:  
  
**RODERICK C. MATEO**  
 Chief Administrative Officer  
 Date: 28 Jan 2021

Certified Correct:  
  
**MA. VICTORIA F. CALZADO**  
 Chief Accountant  
 Date: 28 Jan 2021

Reviewed By:  
  
**RACQUEL P. ALVENDIA, CPA, MBA-H**  
 Director III-Administrative and Finance Service  
 Date: 28 Jan 2021

Recommending Approval:  
  
**ATTY. RONALD R. DE VEYRA, MBA, CESO II**  
 Deputy Director General-Internal Management  
 Date: 28 Jan 2021

Approved By:  
  
**ROLANDO ENRIQUE D. DOMINGO, MD**  
 Director General  
 Date: 28 Jan 2021