


**STATEMENT OF APPROPRIATIONS, ALLOTMENTS, OBLIGATIONS, DISBURSEMENTS AND BALANCES**  
As at the Quarter Ending December 31, 2020

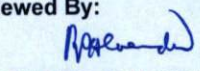
Department : Department of Health (DOH)  
 Agency/Entity : Office of the Secretary  
 Operating Unit : Food and Drug Administration  
 Organization Code : 13 001 0200001  
 Fund Cluster : 03 Special Account - Locally Funded/Domestic Grants Fund  
 (e.g. UACS Fund Cluster: 01-Regular Agency Fund, 02-Foreign Assisted Projects Fund, 03-Special Account-Locally Funded/Domestic Grants Fund, and 04-Special Account-Foreign Assisted/Foreign Grants Fund)


X	Current Year Appropriations
	Supplemental
	Continuing Appropriations

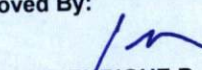
Particulars	UACS CODE	Appropriations			Allotments			Current Year Obligations				Current Year Disbursements					Balances						
		Authorized Appropriations	Adjustments (Transfer To/From, Modifications/)	Adjusted Appropriations	Allotments Received	Adjustments (Reductions, Modifications/ Augmentations)	Transfer To	Transfer From	Adjusted Total Allotments	1st Quarter Ending March 31	2nd Quarter Ending June 30	3rd Quarter Ending Sept. 30	4th Quarter Ending Dec. 31	TOTAL	1st Quarter Ending March 31	2nd Quarter Ending June 30	3rd Quarter Ending Sept. 30	4th Quarter Ending Dec. 31	TOTAL	Unreleased Appro	Unobligated Allotments	Unpaid Obligations (15-20)=(23+24)	
																						Due and Demandable	Not Yet Due and Demandable
1	2	3	4	5=(3+4)	6	7	8	9	10=[(6+(-)7)-8+9]	11	12	13	14	15=(11+12+13+14)	16	17	18	19	20=(16+17+18+19)	21	22	23	24
II. Automatic Appropriations		567,032,000.00	0.00	567,032,000.00	517,032,000.00	0.00	0.00	0.00	517,032,000.00	74,212,141.00	56,571,405.00	58,182,440.00	197,761,121.00	386,727,107.00	38,588,223.00	58,030,084.00	27,727,545.00	122,062,844.00	246,408,696.00	50,000,000.00	130,304,893.00	31,299,939.00	109,018,472.00
Special Accounts in the General Fund		567,032,000.00	0.00	567,032,000.00	517,032,000.00	0.00	0.00	0.00	517,032,000.00	74,212,141.00	56,571,405.00	58,182,440.00	197,761,121.00	386,727,107.00	38,588,223.00	58,030,084.00	27,727,545.00	122,062,844.00	246,408,696.00	50,000,000.00	130,304,893.00	31,299,939.00	109,018,472.00
DOH OSEC FDA-SAGF		567,032,000.00	0.00	567,032,000.00	517,032,000.00	0.00	0.00	0.00	517,032,000.00	74,212,141.00	56,571,405.00	58,182,440.00	197,761,121.00	386,727,107.00	38,588,223.00	58,030,084.00	27,727,545.00	122,062,844.00	246,408,696.00	50,000,000.00	130,304,893.00	31,299,939.00	109,018,472.00
PS		0.00	15,647,500.00	15,647,500.00	0.00	15,647,500.00	0.00	0.00	15,647,500.00	0.00	0.00	0.00	15,622,500.00	15,622,500.00	0.00	0.00	0.00	13,717,351.00	13,717,351.00	0.00	105,293,557.00	29,394,790.00	36,148,931.00
MOOE		517,032,000.00	(113,503,377.00)	403,528,623.00	517,032,000.00	(113,503,377.00)	0.00	0.00	403,528,623.00	74,212,141.00	56,571,405.00	58,182,440.00	109,269,080.00	298,235,066.00	38,588,223.00	58,030,084.00	27,727,545.00	108,345,493.00	232,691,345.00	50,000,000.00	24,986,336.00	0.00	72,869,541.00
CO		50,000,000.00	97,855,877.00	147,855,877.00	0.00	97,855,877.00	0.00	0.00	97,855,877.00	0.00	0.00	0.00	72,869,541.00	72,869,541.00	0.00	0.00	0.00	122,062,844.00	246,408,696.00	50,000,000.00	130,304,893.00	31,299,939.00	109,018,472.00
Sub-total II. Automatic Appropriations		567,032,000.00	0.00	567,032,000.00	517,032,000.00	0.00	0.00	0.00	517,032,000.00	74,212,141.00	56,571,405.00	58,182,440.00	197,761,121.00	386,727,107.00	38,588,223.00	58,030,084.00	27,727,545.00	122,062,844.00	246,408,696.00	50,000,000.00	130,304,893.00	31,299,939.00	109,018,472.00
PS		0.00	15,647,500.00	15,647,500.00	0.00	15,647,500.00	0.00	0.00	15,647,500.00	0.00	0.00	0.00	15,622,500.00	15,622,500.00	0.00	0.00	0.00	13,717,351.00	13,717,351.00	0.00	105,293,557.00	29,394,790.00	36,148,931.00
MOOE		517,032,000.00	(113,503,377.00)	403,528,623.00	517,032,000.00	(113,503,377.00)	0.00	0.00	403,528,623.00	74,212,141.00	56,571,405.00	58,182,440.00	109,269,080.00	298,235,066.00	38,588,223.00	58,030,084.00	27,727,545.00	108,345,493.00	232,691,345.00	50,000,000.00	24,986,336.00	0.00	72,869,541.00
FinEx		0.00	0.00	0.00	0.00	0.00	0.00	0.00	0.00	0.00	0.00	0.00	0.00	0.00	0.00	0.00	0.00	0.00	0.00	50,000,000.00	24,986,336.00	0.00	72,869,541.00
CO		50,000,000.00	97,855,877.00	147,855,877.00	0.00	97,855,877.00	0.00	0.00	97,855,877.00	0.00	0.00	0.00	72,869,541.00	72,869,541.00	0.00	0.00	0.00	122,062,844.00	246,408,696.00	50,000,000.00	130,304,893.00	31,299,939.00	109,018,472.00
GRAND TOTAL		567,032,000.00	0.00	567,032,000.00	517,032,000.00	0.00	0.00	0.00	517,032,000.00	74,212,141.00	56,571,405.00	58,182,440.00	197,761,121.00	386,727,107.00	38,588,223.00	58,030,084.00	27,727,545.00	122,062,844.00	246,408,696.00	50,000,000.00	130,304,893.00	31,299,939.00	109,018,472.00
PS		0.00	15,647,500.00	15,647,500.00	0.00	15,647,500.00	0.00	0.00	15,647,500.00	0.00	0.00	0.00	15,622,500.00	15,622,500.00	0.00	0.00	0.00	13,717,351.00	13,717,351.00	0.00	105,293,557.00	29,394,790.00	36,148,931.00
MOOE		517,032,000.00	(113,503,377.00)	403,528,623.00	517,032,000.00	(113,503,377.00)	0.00	0.00	403,528,623.00	74,212,141.00	56,571,405.00	58,182,440.00	109,269,080.00	298,235,066.00	38,588,223.00	58,030,084.00	27,727,545.00	108,345,493.00	232,691,345.00	50,000,000.00	24,986,336.00	0.00	72,869,541.00
CO		50,000,000.00	97,855,877.00	147,855,877.00	0.00	97,855,877.00	0.00	0.00	97,855,877.00	0.00	0.00	0.00	72,869,541.00	72,869,541.00	0.00	0.00	0.00	122,062,844.00	246,408,696.00	50,000,000.00	130,304,893.00	31,299,939.00	109,018,472.00

Certified Correct:  
  
**RODERICK C. MATEO**  
 Chief Administrative Officer  
 Date: 28 Jan 2021

Certified Correct:  
  
**MA. VICTORIA F. CALZADO**  
 Chief Accountant  
 Date: 28 Jan 2021

Reviewed By:  
  
**RACQUEL P. ALVENDIA, CPA, MBA-H**  
 Director III-Administrative and Finance Service  
 Date: 28 Jan 2021

Recommending Approval:  
  
**ATTY. RONALD R. DE VEYRA, MBA, CESO II**  
 Deputy Director General-Internal Management  
 Date: 28 Jan 2021

Approved By:  
  
**ROLANDO ENRIQUE D. DOMINGO, MD**  
 Director General  
 Date: 28 Jan 2021