

**CABINET ASSISTANCE SYSTEM (CAS)**  
2015 Commitments and Accomplishments

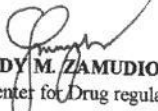
Office Name: **FOOD AND DRUG ADMINISTRATION**

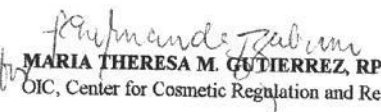
Name of Execom Member: **Undersecretary Kenneth Y. Hartigan-Go**


PAPs - Indicators	Responsible Office	2015	Target				Accomplishments				Remarks
		Target (Annual)	Quarter 1	Quarter 2	Quarter 3	Quarter 4	Actual (Q1) As of March 31, 2015	Actual (Q2) As of June 30, 2016	Actual (Q3) As of Sept. 30, 2017	Actual (Q4) As of Dec. 31, 2018	
STRATEGIC THRUST: <b>Access to Quality Health Services</b>											
GOALS: <b>Maintain an Effective Health Regulatory System</b>											
Provide timely access to health establishments quality health products <b>Indicator:</b> Number of application for market authorizations (LTOs and CPRs) processed within timelines	CCRR, CDRR, CFRR	10,600 LTOs & 4,700 CPRs	2,650 LTOs & 1,175 CPRs	2,650 LTOs & 1,175 CPRs	2,650 LTOs & 1,175 CPRs	2,650 LTOs & 1,175 CPRs	2,515 LTOs & 1,523 CPRs processed within timeline	2,784 LTOs & 1,809 CPRs processed within timeline			
Electronic notifications on cosmetic, Household Urban Hazardous substances (HUHS), and toy products <b>Indicator:</b> Number of electronic applications processed within timelines	Center for Cosmetic Regulation and Research	16000 Notifications (cosmetic, HUHS & toys)	4,000	4,000	4,000	4,000	1,139 applications processed within timeline	6,380 applications processed within timeline			
Electronic Registration of raw materials and low risk food products <b>Indicator:</b> Number of applications processed within timelines	Center for Food Regulation and Research		*	*	600**	600**	209	1,629			*Generation of database for electronic registration. The system was implemented only in Jan. 2015.  **The target is based on the actual accomplishment from Jan. - June 2015. The on-line applications pursue when the applicant pays the applicable application fee.
Decision of cases for violations of the provisions in the RA 9711 <b>Indicators:</b> Number of decisions issued	Legal Services Support Center	1,294	239	273	344	438	273	488			

PAPs - Indicators	Responsible Office	2015	Target				Accomplishments				Remarks
		Target (Annual)	Quarter 1	Quarter 2	Quarter 3	Quarter 4	Actual (Q1) As of March 31, 2015	Actual (Q2) As of June 30, 2016	Actual (Q3) As of Sept. 30, 2017	Actual (Q4) As of Dec. 31, 2018	
Reinforcement of Post Market Surveillance <b>Indicator:</b> Number of monitoring/investigations conducted Number of samples collected/tested/verified within times	Regional Field Office - NCR	350 establishments 822 health products	80 establishments 150 health products	93 establishments 260 health products	97 establishments 212 health products	80 establishments 200 health products	80 establishments 138 health products	86 establishments 523 health products			


Submitted by:

  
**MELODY M. ZAMUDIO, RPh, MGM-ESP**  
 OIC, Center for Drug Regulation and Research


  
**MARIA THERESA M. GUTIERREZ, RPh, MSc**  
 OIC, Center for Cosmetic Regulation and Research


  
**MA. VICTORIA D. PINION, PhD**  
 OIC, Center for Food Regulation and Research

  
**ATTY. EMILIO L. POLIG, JR**  
 OIC, Legal Services Support Center

  
**RHODALAINÉ D. MANALOTO, RPh, MGM-ESP**  
 OIC, Regional Field Office - NCR

Approved by:

  
**MARIA LOURDES C. SANTIAGO, MSc, MM**  
 Acting Deputy Director  
 Field Regulatory Operations Office

  
**ATTY. RONALD R. DE VEYRA, MBA, CESO VI**  
 Acting Deputy Director  
 Administration and Finance Office

**OFFICE FOR HEALTH REGULATION**

**FOOD AND DRUG ADMINISTRATION**

PAPs - Indicators	Responsible Office	2015 Target (Annual)	TARGET				Accomplishments			Remarks
			Q1	Q2	Q3	Q4	Actual (Q1) As of March 30, 2015	Actual (Q2) As of June 30, 2015	Actual (Q3) As of Sept. 30, 2015	
<b>ACCESS TO QUALITY HEALTH SERVICES</b>										
<b>Maintain an Effective Health Regulatory System</b>										
Number of application for market authorizations (LTO and CPRs) processed within timelines	FDA (CCRR, CDRR, CFRR)	10,600 LTOs & 4,700 CPRs	2,650 LTOs & 1,175 CPRs	2,650 LTOs & 1,175 CPRs	2,650 LTOs & 1,175 CPRs	2,650 LTOs & 1,175 CPRs	2,515 LTOs and 1,523 CPRs processed within timeline	2,784 LTOs and 1,809 CPRs processed within timeline	4,680 LTOs and 2,502 CPRs processed within timeline	The commitment was only from CCRR, CDRR & CFRR. The CDRRHR has different commitment)
Number of electronic applications processed within timelines	FDA-CCRR	16,000 Notifications (Cosmetics, HUHS & Toy Products)	4,000	4,000	4,000	4,000	1,139 applications processed within timeline	6,380 applications processed within timeline	5,462 applications processed within timeline	
<b>Electronic registration of raw and low risk food products:</b>  Number of applications processed within timelines	FDA-CFRR	-					209	1,629	769	The system was implemented only in January 2015. No available data as basis of annual target  The applications were not pursued when the applicant did not pay applicable application fee.

**OFFICE FOR HEALTH REGULATION**

**FOOD AND DRUG ADMINISTRATION**

PAPs - Indicators	Responsible Office	2015 Target (Annual)	TARGET				Accomplishments			Remarks
			Q1	Q2	Q3	Q4	Actual (Q1) As of March 30, 2015	Actual (Q2) As of June 30, 2015	Actual (Q3) As of Sept. 30, 2015	
Number of decisions issued for violations of the provisions in RA 9711	FDA-LSSC	1,294	239	273	344	438	273	488	383	
Number of monitoring/investigations conducted	FDA-RFO, NCR	350 establishments	80 establishments	95 establishments	97 establishments	80 establishments	80 establishments	86 establishments	276 establishments	
Number of samples collected/tested/verified within times	FDA-RFO, NCR	822 health products	150 health products	260 health products	212 health products	200 health products	138 health products	523 health products	197 health products	

**2015 CABINET ASSISTANCE SYSTEM (CAS)  
ACCOMPLISHMENT REPORT**

<b>OFFICE FOR HEALTH REGULATION FOOD AND DRUG ADMINISTRATION</b>				
<b>PAPs - Indicators</b>	<b>Responsible Office</b>	<b>2015</b>		<b>Remarks</b>
		<b>Target</b>	<b>Accomplishment</b>	
<b>ACCESS TO QUALITY HEALTH SERVICES</b>				
<b>Maintain an Effective Health Regulatory System</b>				
Number of application for market authorizations (LTO and CPRs) processed within timelines	FDA	10,600 LTOs 4,700 CPRs	13,382 LTOs 8,482 CPRs	
Number of electronic applications processed within timelines <ul style="list-style-type: none"> <li>• <b>Cosmetics, HUHS &amp; Toys Product Notification</b></li> <li>• <b>Electronic Registration (E-Reg) of raw materials and low risk food products</b></li> </ul>	FDA	16,000 Product Notification	16,607 Product Notification 3,370 Electronic Registration	No available data as basis of annual target. The system (Electronic Registration) which was implemented in Jan. 2015
Number of decisions issued for violations of the provisions in RA 9711	FDA	1,294	1,491 decisions	
Number of monitoring/investigations conducted	FDA	350 establishments	668 establishments monitored in NCR	
Number of samples collected/tested/verified within times	FDA	822 health products	1,052 product samples collected/collected and verified	