

STATEMENT OF APPROPRIATIONS, ALLOTMENTS, OBLIGATIONS, DISBURSEMENTS AND BALANCES
As at the Quarter Ending March 31, 2021

Department : Department of Health (DOH)
 Agency/Entity : Office of the Secretary
 Operating Unit : Food and Drug Administration
 Organization Code (UACS) : 13 001 0200001
 Fund Cluster : 01 Regular Agency Fund
 (e.g. UACS Fund Cluster: 01-Regular Agency Fund, 02-Foreign Assisted Projects Fund, 03-Special Account-Locally Funded/Domestic Grants Fund, and 04-Special Account-Foreign Assisted/Foreign Grants Fund)

X	Current Year Appropriations
	Supplemental Appropriations
	Continuing Appropriations






Particulars	UACS CODE	Appropriations			Allotments					Current Year Obligations				Current Year Disbursements					Balances				
		Authorized Appropriations	Adjustments (Transfer To/From, Modifications/)	Adjusted Appropriations	Allotments Received	Adjustments (Reductions, Modifications/)	Transfer To	Transfer From	Adjusted Total Allotments	1st Quarter Ending March 31	2nd Quarter Ending June 30	3rd Quarter Ending Sept. 30	4th Quarter Ending Dec. 31	TOTAL	1st Quarter Ending March 31	2nd Quarter Ending June 30	3rd Quarter Ending Sept. 30	4th Quarter Ending Dec. 31	TOTAL	Unreleased Appro	Unobligated Allotments	Unpaid Obligations	
																						Due and Demandable	Not Yet Due and Demandable
1	2	3	4	5=(3+4)	6	7	8	9	10=[(6+(-)7)-8+9]	11	12	13	14	15=(11+12+13+14)	16	17	18	19	20=(16+17+18+19)	21	22	23	24
I. Agency Specific Budget		511,147,000.00	96,008,000.00	607,155,000.00	511,147,000.00	96,008,000.00	0.00	0.00	607,155,000.00	111,795,881.00	0.00	0.00	0.00	111,795,881.00	98,070,198.00	0.00	0.00	0.00	98,070,198.00	0.00	495,359,119.00	13,725,683.00	0.00
General Administration and Support	1000000000000000	0.00	96,008,000.00	96,008,000.00	0.00	96,008,000.00	0.00	0.00	96,008,000.00	7,543,229.00	0.00	0.00	0.00	7,543,229.00	6,355,094.00	0.00	0.00	0.00	6,355,094.00	0.00	88,464,771.00	1,188,135.00	0.00
Administration of Personnel Benefits	100000100002000	0.00	96,008,000.00	96,008,000.00	0.00	96,008,000.00	0.00	0.00	96,008,000.00	7,543,229.00	0.00	0.00	0.00	7,543,229.00	6,355,094.00	0.00	0.00	0.00	6,355,094.00	0.00	88,464,771.00	1,188,135.00	0.00
PS		0.00	96,008,000.00	96,008,000.00	0.00	96,008,000.00	0.00	0.00	96,008,000.00	7,543,229.00	0.00	0.00	0.00	7,543,229.00	6,355,094.00	0.00	0.00	0.00	6,355,094.00	0.00	88,464,771.00	1,188,135.00	0.00
Sub-Total, General Administration and Support		0.00	96,008,000.00	96,008,000.00	0.00	96,008,000.00	0.00	0.00	96,008,000.00	7,543,229.00	0.00	0.00	0.00	7,543,229.00	6,355,094.00	0.00	0.00	0.00	6,355,094.00	0.00	88,464,771.00	1,188,135.00	0.00
PS		0.00	96,008,000.00	96,008,000.00	0.00	96,008,000.00	0.00	0.00	96,008,000.00	7,543,229.00	0.00	0.00	0.00	7,543,229.00	6,355,094.00	0.00	0.00	0.00	6,355,094.00	0.00	88,464,771.00	1,188,135.00	0.00
MOOE		0.00	0.00	0.00	0.00	0.00	0.00	0.00	0.00	0.00	0.00	0.00	0.00	0.00	0.00	0.00	0.00	0.00	0.00	0.00	0.00	0.00	0.00
FinEx (if Applicable)		0.00	0.00	0.00	0.00	0.00	0.00	0.00	0.00	0.00	0.00	0.00	0.00	0.00	0.00	0.00	0.00	0.00	0.00	0.00	0.00	0.00	0.00
CO		0.00	0.00	0.00	0.00	0.00	0.00	0.00	0.00	0.00	0.00	0.00	0.00	0.00	0.00	0.00	0.00	0.00	0.00	0.00	0.00	0.00	0.00
Operations	3000000000000000	511,147,000.00	0.00	511,147,000.00	511,147,000.00	0.00	0.00	0.00	511,147,000.00	104,252,652.00	0.00	0.00	0.00	104,252,652.00	91,715,104.00	0.00	0.00	0.00	91,715,104.00	0.00	406,894,348.00	12,537,548.00	0.00
OO : Access to safe and quality health commodities, devices and facilities ensured		511,147,000.00	0.00	511,147,000.00	511,147,000.00	0.00	0.00	0.00	511,147,000.00	104,252,652.00	0.00	0.00	0.00	104,252,652.00	91,715,104.00	0.00	0.00	0.00	91,715,104.00	0.00	406,894,348.00	12,537,548.00	0.00
HEALTH REGULATORY PROGRAM		511,147,000.00	0.00	511,147,000.00	511,147,000.00	0.00	0.00	0.00	511,147,000.00	104,252,652.00	0.00	0.00	0.00	104,252,652.00	91,715,104.00	0.00	0.00	0.00	91,715,104.00	0.00	406,894,348.00	12,537,548.00	0.00
CONSUMER HEALTH AND WELFARE SUB-PROGRAM		511,147,000.00	0.00	511,147,000.00	511,147,000.00	0.00	0.00	0.00	511,147,000.00	104,252,652.00	0.00	0.00	0.00	104,252,652.00	91,715,104.00	0.00	0.00	0.00	91,715,104.00	0.00	406,894,348.00	12,537,548.00	0.00
Regulation of Health Establishments and Products	330102100001000	511,147,000.00	0.00	511,147,000.00	511,147,000.00	0.00	0.00	0.00	511,147,000.00	104,252,652.00	0.00	0.00	0.00	104,252,652.00	91,715,104.00	0.00	0.00	0.00	91,715,104.00	0.00	306,894,348.00	12,537,548.00	0.00
PS		411,147,000.00	0.00	411,147,000.00	411,147,000.00	0.00	0.00	0.00	411,147,000.00	104,252,652.00	0.00	0.00	0.00	104,252,652.00	91,715,104.00	0.00	0.00	0.00	91,715,104.00	0.00	20,000,000.00	0.00	0.00
MOOE		20,000,000.00	0.00	20,000,000.00	20,000,000.00	0.00	0.00	0.00	20,000,000.00	0.00	0.00	0.00	0.00	0.00	0.00	0.00	0.00	0.00	0.00	0.00	80,000,000.00	0.00	0.00
CO		80,000,000.00	0.00	80,000,000.00	80,000,000.00	0.00	0.00	0.00	80,000,000.00	0.00	0.00	0.00	0.00	0.00	0.00	0.00	0.00	0.00	0.00	0.00	406,894,348.00	12,537,548.00	0.00
Sub-Total, Operations		511,147,000.00	0.00	511,147,000.00	511,147,000.00	0.00	0.00	0.00	511,147,000.00	104,252,652.00	0.00	0.00	0.00	104,252,652.00	91,715,104.00	0.00	0.00	0.00	91,715,104.00	0.00	306,894,348.00	12,537,548.00	0.00
PS		411,147,000.00	0.00	411,147,000.00	411,147,000.00	0.00	0.00	0.00	411,147,000.00	104,252,652.00	0.00	0.00	0.00	104,252,652.00	91,715,104.00	0.00	0.00	0.00	91,715,104.00	0.00	20,000,000.00	0.00	0.00
MOOE		20,000,000.00	0.00	20,000,000.00	20,000,000.00	0.00	0.00	0.00	20,000,000.00	0.00	0.00	0.00	0.00	0.00	0.00	0.00	0.00	0.00	0.00	0.00	80,000,000.00	0.00	0.00
FinEx (if Applicable)		0.00	0.00	0.00	0.00	0.00	0.00	0.00	0.00	0.00	0.00	0.00	0.00	0.00	0.00	0.00	0.00	0.00	0.00	0.00	0.00	0.00	0.00
CO		80,000,000.00	0.00	80,000,000.00	80,000,000.00	0.00	0.00	0.00	80,000,000.00	0.00	0.00	0.00	0.00	0.00	0.00	0.00	0.00	0.00	0.00	0.00	80,000,000.00	0.00	0.00
Sub-Total, I. Agency Specific Budget		511,147,000.00	96,008,000.00	607,155,000.00	511,147,000.00	96,008,000.00	0.00	0.00	607,155,000.00	111,795,881.00	0.00	0.00	0.00	111,795,881.00	98,070,198.00	0.00	0.00	0.00	98,070,198.00	0.00	495,359,119.00	13,725,683.00	0.00
PS		411,147,000.00	96,008,000.00	507,155,000.00	411,147,000.00	96,008,000.00	0.00	0.00	507,155,000.00	111,795,881.00	0.00	0.00	0.00	111,795,881.00	98,070,198.00	0.00	0.00	0.00	98,070,198.00	0.00	395,359,119.00	13,725,683.00	0.00
MOOE		20,000,000.00	0.00	20,000,000.00	20,000,000.00	0.00	0.00	0.00	20,000,000.00	0.00	0.00	0.00	0.00	0.00	0.00	0.00	0.00	0.00	0.00	0.00	20,000,000.00	0.00	0.00
FinEx (if Applicable)		0.00	0.00	0.00	0.00	0.00	0.00	0.00	0.00	0.00	0.00	0.00	0.00	0.00	0.00	0.00	0.00	0.00	0.00	0.00	0.00	0.00	0.00
CO		80,000,000.00	0.00	80,000,000.00	80,000,000.00	0.00	0.00	0.00	80,000,000.00	0.00	0.00	0.00	0.00	0.00	0.00	0.00	0.00	0.00	0.00	0.00	80,000,000.00	0.00	0.00

Department : Department of Health (DOH)
 Agency/Entity : Office of the Secretary
 Operating Unit : Food and Drug Administration
 Organization Code (UACS) : 13 001 0200001
 Fund Cluster : 01 Regular Agency Fund

X	Current Year Appropriations
	Supplemental Appropriations
	Continuing Appropriations

(e.g. UACS Fund Cluster: 01-Regular Agency Fund, 02-Foreign Assisted Projects Fund, 03-Special Account-Locally Funded/Domestic Grants Fund, and 04-Special Account-Foreign Assisted/Foreign Grants Fund)

Particulars	UACS CODE	Appropriations			Allotments		Current Year Obligations							Current Year Disbursements					Balances				
		Authorized Appropriations	Adjustments (Transfer To/From, Modifications/)	Adjusted Appropriations	Allotments Received	Adjustments (Reductions, Modifications/)	Transfer To	Transfer From	Adjusted Total Allotments	1st Quarter Ending March 31	2nd Quarter Ending June 30	3rd Quarter Ending Sept. 30	4th Quarter Ending Dec. 31	TOTAL	1st Quarter Ending March 31	2nd Quarter Ending June 30	3rd Quarter Ending Sept. 30	4th Quarter Ending Dec. 31	TOTAL	Unreleased Appro	Unobligated Allotments	Unpaid Obligations	
																						Due and Demandable	Not Yet Due and Demandable
1	2	3	4	5=(3+4)	6	7	8	9	10=[(6+(-)7)-8+9]	11	12	13	14	15=(11+12+13+14)	16	17	18	19	20=(16+17+18+19)	21	22	23	24
II. Automatic Appropriations		36,524,000.00	0.00	36,524,000.00	36,524,000.00	0.00	0.00	0.00	36,524,000.00	8,804,312.00	0.00	0.00	0.00	8,804,312.00	5,879,492.00	0.00	0.00	0.00	5,879,492.00	0.00	27,719,688.00	2,924,820.00	0.00
Specific Budgets of National Government Agencies		36,524,000.00	0.00	36,524,000.00	36,524,000.00	0.00	0.00	0.00	36,524,000.00	8,804,312.00	0.00	0.00	0.00	8,804,312.00	5,879,492.00	0.00	0.00	0.00	5,879,492.00	0.00	27,719,688.00	2,924,820.00	0.00
Retirement and Life Insurance Premiums		36,524,000.00	0.00	36,524,000.00	36,524,000.00	0.00	0.00	0.00	36,524,000.00	8,804,312.00	0.00	0.00	0.00	8,804,312.00	5,879,492.00	0.00	0.00	0.00	5,879,492.00	0.00	27,719,688.00	2,924,820.00	0.00
PS		36,524,000.00	0.00	36,524,000.00	36,524,000.00	0.00	0.00	0.00	36,524,000.00	8,804,312.00	0.00	0.00	0.00	8,804,312.00	5,879,492.00	0.00	0.00	0.00	5,879,492.00	0.00	27,719,688.00	2,924,820.00	0.00
Sub-total II. Automatic Appropriations		36,524,000.00	0.00	36,524,000.00	36,524,000.00	0.00	0.00	0.00	36,524,000.00	8,804,312.00	0.00	0.00	0.00	8,804,312.00	5,879,492.00	0.00	0.00	0.00	5,879,492.00	0.00	27,719,688.00	2,924,820.00	0.00
PS		36,524,000.00	0.00	36,524,000.00	36,524,000.00	0.00	0.00	0.00	36,524,000.00	8,804,312.00	0.00	0.00	0.00	8,804,312.00	5,879,492.00	0.00	0.00	0.00	5,879,492.00	0.00	27,719,688.00	2,924,820.00	0.00
MOOE		0.00	0.00	0.00	0.00	0.00	0.00	0.00	0.00	0.00	0.00	0.00	0.00	0.00	0.00	0.00	0.00	0.00	0.00	0.00	0.00	0.00	0.00
FinEx		0.00	0.00	0.00	0.00	0.00	0.00	0.00	0.00	0.00	0.00	0.00	0.00	0.00	0.00	0.00	0.00	0.00	0.00	0.00	0.00	0.00	0.00
CO		0.00	0.00	0.00	0.00	0.00	0.00	0.00	0.00	0.00	0.00	0.00	0.00	0.00	0.00	0.00	0.00	0.00	0.00	0.00	0.00	0.00	0.00
IV. Reversion of the Unobligated Allotments charged against R.A. Nos. 11465 and 11494		0.00	0.00	0.00	0.00	0.00	0.00	0.00	0.00	0.00	0.00	0.00	0.00	0.00	0.00	0.00	0.00	0.00	0.00	0.00	0.00	0.00	0.00
GRAND TOTAL		547,671,000.00	96,008,000.00	643,679,000.00	547,671,000.00	96,008,000.00	0.00	0.00	643,679,000.00	120,600,193.00	0.00	0.00	0.00	120,600,193.00	103,949,690.00	0.00	0.00	0.00	103,949,690.00	0.00	523,078,807.00	16,650,503.00	0.00
PS		447,671,000.00	96,008,000.00	543,679,000.00	447,671,000.00	96,008,000.00	0.00	0.00	543,679,000.00	120,600,193.00	0.00	0.00	0.00	120,600,193.00	103,949,690.00	0.00	0.00	0.00	103,949,690.00	0.00	423,078,807.00	16,650,503.00	0.00
MOOE		20,000,000.00	0.00	20,000,000.00	20,000,000.00	0.00	0.00	0.00	20,000,000.00	0.00	0.00	0.00	0.00	0.00	0.00	0.00	0.00	0.00	0.00	0.00	20,000,000.00	0.00	0.00
CO		80,000,000.00	0.00	80,000,000.00	80,000,000.00	0.00	0.00	0.00	80,000,000.00	0.00	0.00	0.00	0.00	0.00	0.00	0.00	0.00	0.00	0.00	0.00	80,000,000.00	0.00	0.00
Recapitulation by OO:																							
I. Agency Specific Budget		511,147,000.00	0.00	511,147,000.00	511,147,000.00	0.00	0.00	0.00	511,147,000.00	104,252,652.00	0.00	0.00	0.00	104,252,652.00	91,715,104.00	0.00	0.00	0.00	91,715,104.00	0.00	406,894,348.00	12,537,548.00	0.00
HEALTH REGULATORY PROGRAM		511,147,000.00	0.00	511,147,000.00	511,147,000.00	0.00	0.00	0.00	511,147,000.00	104,252,652.00	0.00	0.00	0.00	104,252,652.00	91,715,104.00	0.00	0.00	0.00	91,715,104.00	0.00	406,894,348.00	12,537,548.00	0.00

Certified Correct:  RODERICK C. MATEO Chief Administrative Officer Date: 15 April 2021	Certified Correct:  MA. VICTORIA F. CALZADO Chief Accountant Date: 15 April 2021	Reviewed By:  RACQUEL P. ALVENDIA, CPA, MBA-H Director III-Administrative and Finance Service Date: 15 April 2021	Recommending Approval:  ATTY. RONALD R. DE VEYRA, MBA, CESO II Deputy Director General-Internal Management Date: 15 April 2021	Approved By:  ROLANDO ENRIQUE D. DOMINGO, MD Director General Date: 15 April 2021
---	--	---	--	---