

SUMMARY OF APPROPRIATIONS, ALLOTMENTS, OBLIGATIONS, DISBURSEMENTS AND BALANCES BY OBJECT OF EXPENDITURES

As at the Quarter Ending March 31, 2021

Department : Department of Health (DOH)
 Agency : Office of the Secretary
 Operating Unit : Food and Drug Administration
 Organization Code (UACS) : 13 001 0200001
 Fund Cluster : 01 Regular Agency Fund
 (e.g. UACS Fund Cluster: 01-Regular Agency Fund, 02-Foreign Assisted Projects Fund, 03-Special Account-Locally Funded/Domestic Grants Fund, and 04-Special Account-Foreign Assisted/Foreign Grants Fund)

X	Current Year Appropriations
	Supplemental Appropriations
	Continuing Appropriations

Particulars	UACS CODE	Appropriations			Allotments			Obligations					Disbursements					Balances					
		Authorized Appropriations	Adjustments (Transfer To/From, Modifications/Augmentations)	Adjusted Appropriations	Allotments Received	Adjustments (Reductions, Modifications/Augmentations)	Transfer To	Transfer From	Adjusted Allotments	1st Quarter Ending March 31	2nd Quarter Ending June 30	3rd Quarter Ending Sept. 30	4th Quarter Ending Dec. 31	TOTAL	1st Quarter Ending March 31	2nd Quarter Ending June 30	3rd Quarter Ending Sept. 30	4th Quarter Ending Dec. 31	TOTAL	Unreleased Appropriations	Unobligated Allotments	Unpaid Obligations (15-20)=(23+24)	
																						Due and Demandable	Not Yet Due and Demandable
1	2	3	4	5=(3+4)	6	7	8	9	10=[{(6+(-)7)-8+9]}	11	12	13	14	15=(11+12+13+14)	16	17	18	19	20=(16+17+18+19)	21=(5-10)	22=(10-15)	23	24
SUMMARY		547,671,000.00	96,008,000.00	643,679,000.00	547,671,000.00	96,008,000.00	0.00	0.00	643,679,000.00	120,600,193.00	0.00	0.00	0.00	120,600,193.00	103,949,690.00	0.00	0.00	0.00	103,949,690.00	0.00	523,078,807.00	16,650,503.00	0.00
A. AGENCY SPECIFIC BUDGET		511,147,000.00	96,008,000.00	607,155,000.00	511,147,000.00	96,008,000.00	0.00	0.00	607,155,000.00	111,795,881.00	0.00	0.00	0.00	111,795,881.00	98,070,198.00	0.00	0.00	0.00	98,070,198.00	0.00	495,359,119.00	13,725,683.00	0.00
Personnel Services		411,147,000.00	96,008,000.00	507,155,000.00	411,147,000.00	96,008,000.00	0.00	0.00	507,155,000.00	111,795,881.00	0.00	0.00	0.00	111,795,881.00	98,070,198.00	0.00	0.00	0.00	98,070,198.00	0.00	395,359,119.00	13,725,683.00	0.00
Salaries and Wages	501010000	304,368,000.00	0.00	304,368,000.00	304,368,000.00	0.00	0.00	0.00	304,368,000.00	77,581,141.00	0.00	0.00	0.00	77,581,141.00	66,665,913.00	0.00	0.00	0.00	66,665,913.00	0.00	226,786,859.00	10,915,228.00	0.00
Salaries and Wages - Regular	501010100	304,368,000.00	0.00	304,368,000.00	304,368,000.00	0.00	0.00	0.00	304,368,000.00	77,581,141.00	0.00	0.00	0.00	77,581,141.00	66,665,913.00	0.00	0.00	0.00	66,665,913.00	0.00	226,786,859.00	10,915,228.00	0.00
Basic Salary - Civilian	501010101	304,368,000.00	0.00	304,368,000.00	304,368,000.00	0.00	0.00	0.00	304,368,000.00	77,581,141.00	0.00	0.00	0.00	77,581,141.00	66,665,913.00	0.00	0.00	0.00	66,665,913.00	0.00	226,786,859.00	10,915,228.00	0.00
Other Compensation	501020000	100,899,000.00	12,255,000.00	113,154,000.00	100,899,000.00	12,255,000.00	0.00	0.00	113,154,000.00	32,437,524.00	0.00	0.00	0.00	32,437,524.00	30,510,624.00	0.00	0.00	0.00	30,510,624.00	0.00	80,716,476.00	1,926,900.00	0.00
Personal Economic Relief Allowance (PERA)	501020100	16,152,000.00	0.00	16,152,000.00	16,152,000.00	0.00	0.00	0.00	16,152,000.00	4,023,983.00	0.00	0.00	0.00	4,023,983.00	3,951,893.00	0.00	0.00	0.00	3,951,893.00	0.00	12,128,017.00	72,090.00	0.00
PERA - Civilian	501020101	16,152,000.00	0.00	16,152,000.00	16,152,000.00	0.00	0.00	0.00	16,152,000.00	4,023,983.00	0.00	0.00	0.00	4,023,983.00	3,951,893.00	0.00	0.00	0.00	3,951,893.00	0.00	12,128,017.00	72,090.00	0.00
Representation Allowance (RA)	501020200	1,080,000.00	0.00	1,080,000.00	1,080,000.00	0.00	0.00	0.00	1,080,000.00	762,500.00	0.00	0.00	0.00	762,500.00	762,500.00	0.00	0.00	0.00	762,500.00	0.00	317,500.00	0.00	0.00
Transportation Allowance (TA)	501020300	780,000.00	0.00	780,000.00	780,000.00	0.00	0.00	0.00	780,000.00	483,000.00	0.00	0.00	0.00	483,000.00	483,000.00	0.00	0.00	0.00	483,000.00	0.00	297,000.00	0.00	0.00
Transportation Allowance (TA)	5010203001	780,000.00	0.00	780,000.00	780,000.00	0.00	0.00	0.00	780,000.00	483,000.00	0.00	0.00	0.00	483,000.00	483,000.00	0.00	0.00	0.00	483,000.00	0.00	297,000.00	0.00	0.00
Clothing/Uniform Allowance	501020400	4,038,000.00	0.00	4,038,000.00	4,038,000.00	0.00	0.00	0.00	4,038,000.00	3,822,000.00	0.00	0.00	0.00	3,822,000.00	3,822,000.00	0.00	0.00	0.00	3,822,000.00	0.00	216,000.00	0.00	0.00
Clothing/Uniform Allowance - Civilian	5010204001	4,038,000.00	0.00	4,038,000.00	4,038,000.00	0.00	0.00	0.00	4,038,000.00	3,822,000.00	0.00	0.00	0.00	3,822,000.00	3,822,000.00	0.00	0.00	0.00	3,822,000.00	0.00	216,000.00	0.00	0.00
Subsistence Allowance (SA)	501020500	0.00	3,000,000.00	3,000,000.00	0.00	3,000,000.00	0.00	0.00	3,000,000.00	1,995,050.00	0.00	0.00	0.00	1,995,050.00	1,804,270.00	0.00	0.00	0.00	1,804,270.00	0.00	1,004,950.00	190,780.00	0.00
Subsistence Allowance - Magna Carta for Public Health Workers under R.A. 7305	5010205003	0.00	3,000,000.00	3,000,000.00	0.00	3,000,000.00	0.00	0.00	3,000,000.00	1,995,050.00	0.00	0.00	0.00	1,995,050.00	1,804,270.00	0.00	0.00	0.00	1,804,270.00	0.00	1,004,950.00	190,780.00	0.00
Laundry Allowance (LA)	501020600	0.00	500,000.00	500,000.00	0.00	500,000.00	0.00	0.00	500,000.00	298,909.00	0.00	0.00	0.00	298,909.00	298,452.00	0.00	0.00	0.00	298,452.00	0.00	201,091.00	457.00	0.00
Laundry Allowance - Magna Carta Benefits for Public Health Workers under R.A. 7305	5010206004	0.00	500,000.00	500,000.00	0.00	500,000.00	0.00	0.00	500,000.00	298,909.00	0.00	0.00	0.00	298,909.00	298,452.00	0.00	0.00	0.00	298,452.00	0.00	201,091.00	457.00	0.00
Hazard Pay (HP)	501021100	21,391,000.00	3,655,000.00	25,046,000.00	21,391,000.00	3,655,000.00	0.00	0.00	25,046,000.00	16,153,199.00	0.00	0.00	0.00	16,153,199.00	15,486,524.00	0.00	0.00	0.00	15,486,524.00	0.00	8,892,801.00	666,675.00	0.00
HP - Magna Carta Benefits for Public Health Workers under R.A. 7305	5010211005	21,391,000.00	3,655,000.00	25,046,000.00	21,391,000.00	3,655,000.00	0.00	0.00	25,046,000.00	16,153,199.00	0.00	0.00	0.00	16,153,199.00	15,486,524.00	0.00	0.00	0.00	15,486,524.00	0.00	8,892,801.00	666,675.00	0.00
Longevity Pay (LP)	501021200	0.00	5,100,000.00	5,100,000.00	0.00	5,100,000.00	0.00	0.00	5,100,000.00	4,898,883.00	0.00	0.00	0.00	4,898,883.00	3,901,985.00	0.00	0.00	0.00	3,901,985.00	0.00	201,117.00	996,898.00	0.00
Longevity Pay - Magna Carta Benefits fo Public Health Workers under R.A. 7305	5010212004	0.00	5,100,000.00	5,100,000.00	0.00	5,100,000.00	0.00	0.00	5,100,000.00	4,898,883.00	0.00	0.00	0.00	4,898,883.00	3,901,985.00	0.00	0.00	0.00	3,901,985.00	0.00	201,117.00	996,898.00	0.00
Year End Bonus	501021400	25,364,000.00	0.00	25,364,000.00	25,364,000.00	0.00	0.00	0.00	25,364,000.00	0.00	0.00	0.00	0.00	0.00	0.00	0.00	0.00	0.00	0.00	0.00	25,364,000.00	0.00	0.00
Bonus - Civilian	5010214001	25,364,000.00	0.00	25,364,000.00	25,364,000.00	0.00	0.00	0.00	25,364,000.00	0.00	0.00	0.00	0.00	0.00	0.00	0.00	0.00	0.00	0.00	0.00	25,364,000.00	0.00	0.00
Cash Gift	501021500	3,365,000.00	0.00	3,365,000.00	3,365,000.00	0.00	0.00	0.00	3,365,000.00	0.00	0.00	0.00	0.00	0.00	0.00	0.00	0.00	0.00	0.00	0.00	3,365,000.00	0.00	0.00

SUMMARY OF APPROPRIATIONS, ALLOTMENTS, OBLIGATIONS, DISBURSEMENTS AND BALANCES BY OBJECT OF EXPENDITURES
As at the Quarter Ending March 31, 2021

Department : Department of Health (DOH)
 Agency : Office of the Secretary
 Operating Unit : Food and Drug Administration
 Organization Code (UACS) : 13 001 0200001
 Fund Cluster : 01 Regular Agency Fund
 (e.g. UACS Fund Cluster: 01-Regular Agency Fund, 02-Foreign Assisted Projects Fund, 03-Special Account-Locally Funded/Domestic Grants Fund, and 04-Special Account-Foreign Assisted/Foreign Grants Fund)

X	Current Year Appropriations
	Supplemental Appropriations
	Continuing Appropriations


Particulars	UACS CODE	Appropriations			Allotments					Obligations					Disbursements					Balances				
		Authorized Appropriations	Adjustments (Transfer To/From, Modifications/ Augmentations)	Adjusted Appropriations	Allotments Received	Adjustments (Reductions, Modifications/ Augmentations)	Transfer To	Transfer From	Adjusted Allotments	1st Quarter Ending March 31	2nd Quarter Ending June 30	3rd Quarter Ending Sept. 30	4th Quarter Ending Dec. 31	TOTAL	1st Quarter Ending March 31	2nd Quarter Ending June 30	3rd Quarter Ending Sept. 30	4th Quarter Ending Dec. 31	TOTAL	Unreleased Appropriations	Unobligated Allotments	Unpaid Obligations (15-20)=(23+24)		
																						Due and Demandable	Not Yet Due and Demandable	
1	2	3	4	5=(3+4)	6	7	8	9	10=[{6+(-)7}-8+9]	11	12	13	14	15=(11+12+13+14)	16	17	18	19	20=(16+17+18+19)	21=(5-10)	22=(10-15)	23	24	
Cash Gift - Civilian	5010215001	3,365,000.00	0.00	3,365,000.00	3,365,000.00	0.00	0.00	0.00	0.00	3,365,000.00	0.00	0.00	0.00	0.00	0.00	0.00	0.00	0.00	0.00	0.00	0.00	3,365,000.00	0.00	0.00
Mid-Year Bonus - Civilian	5010216000	25,364,000.00	0.00	25,364,000.00	25,364,000.00	0.00	0.00	0.00	0.00	25,364,000.00	0.00	0.00	0.00	0.00	0.00	0.00	0.00	0.00	0.00	0.00	0.00	25,364,000.00	0.00	0.00
Mid-Year Bonus - Civilian	5010216001	25,364,000.00	0.00	25,364,000.00	25,364,000.00	0.00	0.00	0.00	0.00	25,364,000.00	0.00	0.00	0.00	0.00	0.00	0.00	0.00	0.00	0.00	0.00	0.00	25,364,000.00	0.00	0.00
Other Bonuses and Allowances	5010299000	3,365,000.00	0.00	3,365,000.00	3,365,000.00	0.00	0.00	0.00	0.00	3,365,000.00	0.00	0.00	0.00	0.00	0.00	0.00	0.00	0.00	0.00	0.00	0.00	3,365,000.00	0.00	0.00
Productivity Enhancement Incentive - Civilian	5010299012	3,365,000.00	0.00	3,365,000.00	3,365,000.00	0.00	0.00	0.00	0.00	3,365,000.00	0.00	0.00	0.00	0.00	0.00	0.00	0.00	0.00	0.00	0.00	0.00	3,365,000.00	0.00	0.00
Personnel Benefit Contributions	5010300000	5,119,000.00	0.00	5,119,000.00	5,119,000.00	0.00	0.00	0.00	0.00	5,119,000.00	1,426,829.00	0.00	0.00	1,426,829.00	543,274.00	0.00	0.00	0.00	0.00	543,274.00	0.00	3,692,171.00	883,555.00	0.00
Pag-IBIG Contributions	5010302000	808,000.00	0.00	808,000.00	808,000.00	0.00	0.00	0.00	0.00	808,000.00	203,100.00	0.00	0.00	203,100.00	131,500.00	0.00	0.00	0.00	0.00	131,500.00	0.00	604,900.00	71,600.00	0.00
Pag-IBIG - Civilian	5010302001	808,000.00	0.00	808,000.00	808,000.00	0.00	0.00	0.00	0.00	808,000.00	203,100.00	0.00	0.00	203,100.00	131,500.00	0.00	0.00	0.00	0.00	131,500.00	0.00	604,900.00	71,600.00	0.00
PhilHealth Contributions	5010303000	3,503,000.00	0.00	3,503,000.00	3,503,000.00	0.00	0.00	0.00	0.00	3,503,000.00	1,027,229.00	0.00	0.00	1,027,229.00	345,674.00	0.00	0.00	0.00	0.00	345,674.00	0.00	2,475,771.00	681,555.00	0.00
PhilHealth - Civilian	5010303001	3,503,000.00	0.00	3,503,000.00	3,503,000.00	0.00	0.00	0.00	0.00	3,503,000.00	1,027,229.00	0.00	0.00	1,027,229.00	345,674.00	0.00	0.00	0.00	0.00	345,674.00	0.00	2,475,771.00	681,555.00	0.00
Employees Compensation Insurance Premiums (ECIP)	5010304000	808,000.00	0.00	808,000.00	808,000.00	0.00	0.00	0.00	0.00	808,000.00	196,500.00	0.00	0.00	196,500.00	66,100.00	0.00	0.00	0.00	0.00	66,100.00	0.00	611,500.00	130,400.00	0.00
ECIP - Civilian	5010304001	808,000.00	0.00	808,000.00	808,000.00	0.00	0.00	0.00	0.00	808,000.00	196,500.00	0.00	0.00	196,500.00	66,100.00	0.00	0.00	0.00	0.00	66,100.00	0.00	611,500.00	130,400.00	0.00
Other Personnel Benefits	5010400000	761,000.00	83,753,000.00	84,514,000.00	761,000.00	83,753,000.00	0.00	0.00	0.00	84,514,000.00	350,387.00	0.00	0.00	350,387.00	350,387.00	0.00	0.00	0.00	0.00	350,387.00	0.00	84,163,613.00	0.00	0.00
Terminal Leave Benefits	5010403000	0.00	1,557,000.00	1,557,000.00	0.00	1,557,000.00	0.00	0.00	0.00	1,557,000.00	285,387.00	0.00	0.00	285,387.00	285,387.00	0.00	0.00	0.00	0.00	285,387.00	0.00	1,271,613.00	0.00	0.00
Terminal Leave Benefits - Civilian	5010403001	0.00	1,557,000.00	1,557,000.00	0.00	1,557,000.00	0.00	0.00	0.00	1,557,000.00	285,387.00	0.00	0.00	285,387.00	285,387.00	0.00	0.00	0.00	0.00	285,387.00	0.00	1,271,613.00	0.00	0.00
Other Personnel Benefits	5010499000	761,000.00	82,196,000.00	82,957,000.00	761,000.00	82,196,000.00	0.00	0.00	0.00	82,957,000.00	65,000.00	0.00	0.00	65,000.00	65,000.00	0.00	0.00	0.00	0.00	65,000.00	0.00	82,892,000.00	0.00	0.00
Lump-sum for Filling of Positions - Civilian	5010499007	0.00	82,096,000.00	82,096,000.00	0.00	82,096,000.00	0.00	0.00	0.00	82,096,000.00	0.00	0.00	0.00	0.00	0.00	0.00	0.00	0.00	0.00	0.00	0.00	82,096,000.00	0.00	0.00
Lump-sum for Step Increments - Length of Service	5010499010	761,000.00	0.00	761,000.00	761,000.00	0.00	0.00	0.00	0.00	761,000.00	0.00	0.00	0.00	0.00	0.00	0.00	0.00	0.00	0.00	0.00	0.00	761,000.00	0.00	0.00
Other Personnel Benefits	5010499099	0.00	100,000.00	100,000.00	0.00	100,000.00	0.00	0.00	0.00	100,000.00	65,000.00	0.00	0.00	65,000.00	65,000.00	0.00	0.00	0.00	0.00	65,000.00	0.00	35,000.00	0.00	0.00

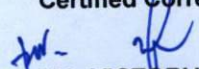
Department : Department of Health (DOH)
 Agency : Office of the Secretary
 Operating Unit : Food and Drug Administration
 Organization Code (UACS) : 13 001 0200001
 Fund Cluster : 01 Regular Agency Fund

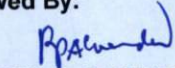
X	Current Year Appropriations
	Supplemental Appropriations
	Continuing Appropriations


(e.g. UACS Fund Cluster: 01-Regular Agency Fund, 02-Foreign Assisted Projects Fund, 03-Special Account-Locally Funded/Domestic Grants Fund, and 04-Special Account-Foreign Assisted/Foreign Grants Fund)

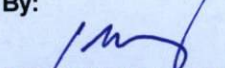
Particulars	UACS CODE	Appropriations			Allotments					Obligations					Disbursements					Balances			
		Authorized Appropriations	Adjustments (Transfer To/From, Modifications/Augmentations)	Adjusted Appropriations	Allotments Received	Adjustments (Reductions, Modifications/Augmentations)	Transfer To	Transfer From	Adjusted Allotments	1st Quarter Ending March 31	2nd Quarter Ending June 30	3rd Quarter Ending Sept. 30	4th Quarter Ending Dec. 31	TOTAL	1st Quarter Ending March 31	2nd Quarter Ending June 30	3rd Quarter Ending Sept. 30	4th Quarter Ending Dec. 31	TOTAL	Unreleased Appropriations	Unobligated Allotments	Unpaid Obligations (15-20)=(23+24)	
																						Due and Demandable	Not Yet Due and Demandable
1	2	3	4	5=(3+4)	6	7	8	9	10=[(6+(-)7)-8+9]	11	12	13	14	15=(11+12+13+14)	16	17	18	19	20=(16+17+18+19)	21=(5-10)	22=(10-15)	23	24
Maintenance and Other Operating Expenses		20,000,000.00	0.00	20,000,000.00	20,000,000.00	0.00	0.00	0.00	20,000,000.00	0.00	0.00	0.00	0.00	0.00	0.00	0.00	0.00	0.00	0.00	0.00	20,000,000.00	0.00	0.00
Supplies and Materials Expenses	5020300000	11,000,000.00	0.00	11,000,000.00	11,000,000.00	0.00	0.00	0.00	11,000,000.00	0.00	0.00	0.00	0.00	0.00	0.00	0.00	0.00	0.00	0.00	0.00	11,000,000.00	0.00	0.00
Other Supplies and Materials Expenses	5020399000	11,000,000.00	0.00	11,000,000.00	11,000,000.00	0.00	0.00	0.00	11,000,000.00	0.00	0.00	0.00	0.00	0.00	0.00	0.00	0.00	0.00	0.00	0.00	9,000,000.00	0.00	0.00
Other Maintenance and Operating Expenses	5029900000	9,000,000.00	0.00	9,000,000.00	9,000,000.00	0.00	0.00	0.00	9,000,000.00	0.00	0.00	0.00	0.00	0.00	0.00	0.00	0.00	0.00	0.00	0.00	9,000,000.00	0.00	0.00
Other Maintenance and Operating Expenses	5029999000	9,000,000.00	0.00	9,000,000.00	9,000,000.00	0.00	0.00	0.00	9,000,000.00	0.00	0.00	0.00	0.00	0.00	0.00	0.00	0.00	0.00	0.00	0.00	9,000,000.00	0.00	0.00
Other Maintenance and Operating Expenses	5029999099	9,000,000.00	0.00	9,000,000.00	9,000,000.00	0.00	0.00	0.00	9,000,000.00	0.00	0.00	0.00	0.00	0.00	0.00	0.00	0.00	0.00	0.00	0.00	80,000,000.00	0.00	0.00
Capital Outlays		80,000,000.00	0.00	80,000,000.00	80,000,000.00	0.00	0.00	0.00	80,000,000.00	0.00	0.00	0.00	0.00	0.00	0.00	0.00	0.00	0.00	0.00	0.00	80,000,000.00	0.00	0.00
Property, Plant and Equipment Outlay	5060400000	80,000,000.00	0.00	80,000,000.00	80,000,000.00	0.00	0.00	0.00	80,000,000.00	0.00	0.00	0.00	0.00	0.00	0.00	0.00	0.00	0.00	0.00	0.00	60,000,000.00	0.00	0.00
Buildings and Other Structures	5060404000	60,000,000.00	0.00	60,000,000.00	60,000,000.00	0.00	0.00	0.00	60,000,000.00	0.00	0.00	0.00	0.00	0.00	0.00	0.00	0.00	0.00	0.00	0.00	60,000,000.00	0.00	0.00
Hospitals and Health Centers	5060404003	60,000,000.00	0.00	60,000,000.00	60,000,000.00	0.00	0.00	0.00	60,000,000.00	0.00	0.00	0.00	0.00	0.00	0.00	0.00	0.00	0.00	0.00	0.00	20,000,000.00	0.00	0.00
Machinery and Equipment Outlay	5060405000	20,000,000.00	0.00	20,000,000.00	20,000,000.00	0.00	0.00	0.00	20,000,000.00	0.00	0.00	0.00	0.00	0.00	0.00	0.00	0.00	0.00	0.00	0.00	20,000,000.00	0.00	0.00
Other Machinery and Equipment	5060405099	20,000,000.00	0.00	20,000,000.00	20,000,000.00	0.00	0.00	0.00	36,524,000.00	8,804,312.00	0.00	0.00	0.00	8,804,312.00	5,879,492.00	0.00	0.00	0.00	5,879,492.00	0.00	27,719,688.00	2,924,820.00	0.00
B. AUTOMATIC APPROPRIATIONS		36,524,000.00	0.00	36,524,000.00	36,524,000.00	0.00	0.00	0.00	36,524,000.00	8,804,312.00	0.00	0.00	0.00	8,804,312.00	5,879,492.00	0.00	0.00	0.00	5,879,492.00	0.00	27,719,688.00	2,924,820.00	0.00
Retirement and Life Insurance Premiums		36,524,000.00	0.00	36,524,000.00	36,524,000.00	0.00	0.00	0.00	643,679,000.00	120,600,193.00	0.00	0.00	0.00	120,600,193.00	103,949,690.00	0.00	0.00	0.00	103,949,690.00	0.00	523,078,807.00	16,650,503.00	0.00
GRAND TOTAL		547,671,000.00	96,008,000.00	643,679,000.00	547,671,000.00	96,008,000.00	0.00	0.00	643,679,000.00	120,600,193.00	0.00	0.00	0.00	120,600,193.00	103,949,690.00	0.00	0.00	0.00	103,949,690.00	0.00	523,078,807.00	16,650,503.00	0.00

Certified Correct:

 RODERICK C. MATEO
 Chief Administrative Officer
 Date: 15 April 2021

Certified Correct:

 MA. VICTORIA F. CALZADO
 Chief Accountant
 Date: 15 April 2021

Reviewed By:

 RACQUEL P. ALVENDIA, CPA, MBA-H
 Director III-Administrative and Finance Service
 Date: 15 April 2021

Recommending Approval:

 ATTY. RONALD R. DE VEYRA, MBA, CESO II
 Deputy Director General-Internal Management
 Date: 15 April 2021

Approved By:

 ROLANDO ENRIQUE D. DOMINGO, MD
 Director General
 Date: 15 April 2021