


Department : Department of Health (DOH)
 Agency : Office of the Secretary
 Operating Unit : Food and Drug Administration
 Organization Code (UACS) : 13 001 0200001
 Fund Cluster : 03 Special Account - Locally Funded/Domestic Grants Fund
 (e.g. UACS Fund Cluster: 01-Regular Agency Fund, 02-Foreign Assisted Projects Fund, 03-Special Account-Locally Funded/Domestic Grants Fund, and 04-Special Account-Foreign Assisted/Foreign Grants Fund)


| | |
|---|-----------------------------|
| X | Current Year Appropriations |
| | Supplemental Appropriations |
| | Continuing Appropriations |

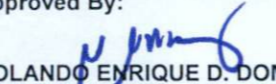
| Particulars | UACS CODE | Appropriations | | | | | Allotments | | | Obligations | | | | TOTAL | Disbursements | | | | Balances | | | | |
|--|------------|---------------------------|--|-------------------------|---------------------|--|-------------|---------------|---------------------|-----------------------------|----------------------------|-----------------------------|----------------------------|------------------|-----------------------------|----------------------------|-----------------------------|----------------------------|------------------|---------------------------|------------------------|--------------------|----------------------------|
| | | Authorized Appropriations | Adjustments (Transfer To/From, Modifications/ Augmentations) | Adjusted Appropriations | Allotments Received | Adjustments (Reductions, Modifications/ Augmentations) | Transfer To | Transfer From | Adjusted Allotments | 1st Quarter Ending March 31 | 2nd Quarter Ending June 30 | 3rd Quarter Ending Sept. 30 | 4th Quarter Ending Dec. 31 | | 1st Quarter Ending March 31 | 2nd Quarter Ending June 30 | 3rd Quarter Ending Sept. 30 | 4th Quarter Ending Dec. 31 | TOTAL | Unreleased Appropriations | Unobligated Allotments | Due and Demandable | Not Yet Due and Demandable |
| 1 | 2 | 3 | 4 | 5=(3+4) | 6 | 7 | 8 | 9 | 10=[(6+(-)7)-8+9] | 11 | 12 | 13 | 14 | 15=(11+12+13+14) | 16 | 17 | 18 | 19 | 20=(16+17+18+19) | 21=(5-10) | 22=(10-15) | 23 | 24 |
| Other Maintenance and Operating Expenses | | 0.00 | 32,965,596.00 | 32,965,596.00 | 0.00 | 32,965,596.00 | 0.00 | 0.00 | 32,965,596.00 | 368,473.00 | 1,525,976.00 | 1,538,497.00 | 0.00 | 3,432,946.00 | 368,473.00 | 1,192,571.00 | 974,153.00 | 0.00 | 2,535,197.00 | 0.00 | 29,532,650.00 | 897,749.00 | 0.00 |
| Website Maintenance | 5029999001 | 0.00 | 48,580.00 | 48,580.00 | 0.00 | 48,580.00 | 0.00 | 0.00 | 48,580.00 | 0.00 | 0.00 | 0.00 | 0.00 | 0.00 | 0.00 | 0.00 | 0.00 | 0.00 | 0.00 | 0.00 | 48,580.00 | 0.00 | 0.00 |
| Other Maintenance and Operating Expenses | 5029999099 | 0.00 | 32,917,016.00 | 32,917,016.00 | 0.00 | 32,917,016.00 | 0.00 | 0.00 | 32,917,016.00 | 368,473.00 | 1,525,976.00 | 1,538,497.00 | 0.00 | 3,432,946.00 | 368,473.00 | 1,192,571.00 | 974,153.00 | 0.00 | 2,535,197.00 | 0.00 | 29,484,070.00 | 897,749.00 | 0.00 |
| Property, Plant and Equipment Outlay | 5060400000 | 0.00 | 0.00 | 0.00 | 284,194,868.00 | 0.00 | 0.00 | 0.00 | 284,194,868.00 | 0.00 | 0.00 | 0.00 | 0.00 | 0.00 | 0.00 | 0.00 | 0.00 | 0.00 | 0.00 | (284,194,868.00) | 284,194,868.00 | 0.00 | 0.00 |
| Machinery and Equipment Outlay | | 0.00 | 0.00 | 0.00 | 284,194,868.00 | 0.00 | 0.00 | 0.00 | 284,194,868.00 | 0.00 | 0.00 | 0.00 | 0.00 | 0.00 | 0.00 | 0.00 | 0.00 | 0.00 | 0.00 | (284,194,868.00) | 284,194,868.00 | 0.00 | 0.00 |
| Office Equipment | 5060405002 | 0.00 | 0.00 | 0.00 | 7,264,805.00 | 0.00 | 0.00 | 0.00 | 7,264,805.00 | 0.00 | 0.00 | 0.00 | 0.00 | 0.00 | 0.00 | 0.00 | 0.00 | 0.00 | 0.00 | (7,264,805.00) | 7,264,805.00 | 0.00 | 0.00 |
| Information and Communication Technology Equipment | 5060405003 | 0.00 | 0.00 | 0.00 | 51,327,000.00 | 0.00 | 0.00 | 0.00 | 51,327,000.00 | 0.00 | 0.00 | 0.00 | 0.00 | 0.00 | 0.00 | 0.00 | 0.00 | 0.00 | 0.00 | (51,327,000.00) | 51,327,000.00 | 0.00 | 0.00 |
| Technical and Scientific Equipment | 5060405014 | 0.00 | 0.00 | 0.00 | 225,603,063.00 | 0.00 | 0.00 | 0.00 | 225,603,063.00 | 0.00 | 0.00 | 0.00 | 0.00 | 0.00 | 0.00 | 0.00 | 0.00 | 0.00 | 0.00 | (225,603,063.00) | 225,603,063.00 | 0.00 | 0.00 |
| Intangible Assets Outlay | 5060600000 | 0.00 | 0.00 | 0.00 | 12,012,640.00 | 0.00 | 0.00 | 0.00 | 12,012,640.00 | 0.00 | 0.00 | 426,546.00 | 0.00 | 426,546.00 | 0.00 | 0.00 | 426,546.00 | 0.00 | 426,546.00 | (12,012,640.00) | 11,586,094.00 | 0.00 | 0.00 |
| Computer Software | 5060602000 | 0.00 | 0.00 | 0.00 | 12,012,640.00 | 0.00 | 0.00 | 0.00 | 12,012,640.00 | 0.00 | 0.00 | 426,546.00 | 0.00 | 426,546.00 | 0.00 | 0.00 | 426,546.00 | 0.00 | 426,546.00 | (12,012,640.00) | 11,586,094.00 | 0.00 | 0.00 |
| GRAND TOTAL | | 517,032,000.00 | 0.00 | 517,032,000.00 | 920,680,868.00 | 0.00 | 0.00 | 0.00 | 920,680,868.00 | 68,335,891.00 | 61,808,803.00 | 118,340,501.00 | 0.00 | 248,485,195.00 | 38,080,691.00 | 55,112,700.00 | 76,196,818.00 | 0.00 | 169,390,209.00 | (403,648,868.00) | 672,195,673.00 | 51,206,323.00 | 27,888,663.00 |

Certified Correct:

RODERICK C. MATEO
 Chief Administrative Officer
 Date: 25 Oct 2021

Certified Correct:

MA. VICTORIA F. CALZADO
 Chief Accountant
 Date: 25 Oct 2021

Recommending Approval:

ATTY. RONALD R. DE VEYRA, MBA, CESO II
 Deputy Director General-Internal Management
 Date: 25 Oct 2021

Approved By:

ROLANDO ENRIQUE D. DOMINGO, MD
 Director General
 Date: 25 Oct 2021