

MONTHLY REPORT OF DISBURSEMENTS
For the month of April 2021

Department: Department of Health (DOH)
 Agency: Office of the Secretary
 Operating Unit: Food and Drug Administration
 Organization Code: 13 001 0200001
 Fund Cluster: 03 Special Account - Locally Funded/Domestic Grants Fund


| Particulars | Current Year Budget | | | | | Prior Year's Budget | | | | | | | | | | | SUB-TOTAL | Trust Liabilities | | | | Grand Total | | | | | Remarks | |
|--|---------------------|---------------|-------|------|---------------|-------------------------------|------|-------|------|---------------|---------------------------------|------|-------|------|------------------|------------|---------------|-------------------|------|------|---------------|------------------|------------------|---------------|-------------------|------------------|---------|---------------|
| | PS | MOOE | FinEx | CO | TOTAL | Prior Year's Accounts Payable | | | | | Current Year's Accounts Payable | | | | | TOTAL | | PS | MOOE | CO | TOTAL | PS | MOOE | FinEx | CO | TOTAL | | |
| | | | | | | PS | MOOE | FinEx | CO | Sub-Total | PS | MOOE | FinEx | CO | Sub-Total | | | | | | | | | | | | | PS |
| 1 | 2 | 3 | 4 | 5 | 6=(2+3+4+5) | 7 | 8 | 9 | 10 | 11=(7+8+9+10) | 12 | 13 | 14 | 15 | 16=(12+13+14+15) | 17=(11+16) | 18=(6+17) | 19 | 20 | 21 | 22=(19+20+21) | 23 = (2+7+12+19) | 24 = (3+8+13+20) | 25 = (4+9+14) | 26 = (5+10+15+21) | 27=(23+24+25+26) | 28 | |
| CASH DISBURSEMENTS | 0.00 | 19,961,301.91 | 0.00 | 0.00 | 19,961,301.91 | 0.00 | 0.00 | 0.00 | 0.00 | 0.00 | 0.00 | 0.00 | 0.00 | 0.00 | 0.00 | 0.00 | 19,961,301.91 | 0.00 | 0.00 | 0.00 | 0.00 | 0.00 | 19,961,301.91 | 0.00 | 0.00 | 0.00 | 0.00 | 19,961,301.91 |
| Notice of Cash Allocation (NCA) | 0.00 | 19,961,301.91 | 0.00 | 0.00 | 19,961,301.91 | 0.00 | 0.00 | 0.00 | 0.00 | 0.00 | 0.00 | 0.00 | 0.00 | 0.00 | 0.00 | 0.00 | 19,961,301.91 | 0.00 | 0.00 | 0.00 | 0.00 | 0.00 | 19,961,301.91 | 0.00 | 0.00 | 0.00 | 0.00 | 19,961,301.91 |
| MDS Checks Issued | 0.00 | 217,867.96 | 0.00 | 0.00 | 217,867.96 | 0.00 | 0.00 | 0.00 | 0.00 | 0.00 | 0.00 | 0.00 | 0.00 | 0.00 | 0.00 | 0.00 | 217,867.96 | 0.00 | 0.00 | 0.00 | 0.00 | 0.00 | 217,867.96 | 0.00 | 0.00 | 0.00 | 0.00 | 217,867.96 |
| Advice to Debit Account | 0.00 | 19,743,433.95 | 0.00 | 0.00 | 19,743,433.95 | 0.00 | 0.00 | 0.00 | 0.00 | 0.00 | 0.00 | 0.00 | 0.00 | 0.00 | 0.00 | 0.00 | 19,743,433.95 | 0.00 | 0.00 | 0.00 | 0.00 | 0.00 | 19,743,433.95 | 0.00 | 0.00 | 0.00 | 0.00 | 19,743,433.95 |
| Notice of Transfer Allocations (NTA) | 0.00 | 0.00 | 0.00 | 0.00 | 0.00 | 0.00 | 0.00 | 0.00 | 0.00 | 0.00 | 0.00 | 0.00 | 0.00 | 0.00 | 0.00 | 0.00 | 0.00 | 0.00 | 0.00 | 0.00 | 0.00 | 0.00 | 0.00 | 0.00 | 0.00 | 0.00 | 0.00 | 0.00 |
| MDS Checks Issued | 0.00 | 0.00 | 0.00 | 0.00 | 0.00 | 0.00 | 0.00 | 0.00 | 0.00 | 0.00 | 0.00 | 0.00 | 0.00 | 0.00 | 0.00 | 0.00 | 0.00 | 0.00 | 0.00 | 0.00 | 0.00 | 0.00 | 0.00 | 0.00 | 0.00 | 0.00 | 0.00 | 0.00 |
| Advice to Debit Account | 0.00 | 0.00 | 0.00 | 0.00 | 0.00 | 0.00 | 0.00 | 0.00 | 0.00 | 0.00 | 0.00 | 0.00 | 0.00 | 0.00 | 0.00 | 0.00 | 0.00 | 0.00 | 0.00 | 0.00 | 0.00 | 0.00 | 0.00 | 0.00 | 0.00 | 0.00 | 0.00 | 0.00 |
| Working Fund for FAPs | 0.00 | 0.00 | 0.00 | 0.00 | 0.00 | 0.00 | 0.00 | 0.00 | 0.00 | 0.00 | 0.00 | 0.00 | 0.00 | 0.00 | 0.00 | 0.00 | 0.00 | 0.00 | 0.00 | 0.00 | 0.00 | 0.00 | 0.00 | 0.00 | 0.00 | 0.00 | 0.00 | 0.00 |
| Cash Disbursement Ceiling (CDC) | 0.00 | 0.00 | 0.00 | 0.00 | 0.00 | 0.00 | 0.00 | 0.00 | 0.00 | 0.00 | 0.00 | 0.00 | 0.00 | 0.00 | 0.00 | 0.00 | 0.00 | 0.00 | 0.00 | 0.00 | 0.00 | 0.00 | 0.00 | 0.00 | 0.00 | 0.00 | 0.00 | 0.00 |
| TOTAL CASH DISBURSEMENTS | 0.00 | 19,961,301.91 | 0.00 | 0.00 | 19,961,301.91 | 0.00 | 0.00 | 0.00 | 0.00 | 0.00 | 0.00 | 0.00 | 0.00 | 0.00 | 0.00 | 0.00 | 19,961,301.91 | 0.00 | 0.00 | 0.00 | 0.00 | 0.00 | 19,961,301.91 | 0.00 | 0.00 | 0.00 | 0.00 | 19,961,301.91 |
| NON-CASH DISBURSEMENTS | 0.00 | 1,042,430.31 | 0.00 | 0.00 | 1,042,430.31 | 0.00 | 0.00 | 0.00 | 0.00 | 0.00 | 0.00 | 0.00 | 0.00 | 0.00 | 0.00 | 0.00 | 1,042,430.31 | 0.00 | 0.00 | 0.00 | 0.00 | 0.00 | 1,042,430.31 | 0.00 | 0.00 | 0.00 | 0.00 | 1,042,430.31 |
| Tax Remittance Advices Issued (TRA) | 0.00 | 1,042,430.31 | 0.00 | 0.00 | 1,042,430.31 | 0.00 | 0.00 | 0.00 | 0.00 | 0.00 | 0.00 | 0.00 | 0.00 | 0.00 | 0.00 | 0.00 | 1,042,430.31 | 0.00 | 0.00 | 0.00 | 0.00 | 0.00 | 1,042,430.31 | 0.00 | 0.00 | 0.00 | 0.00 | 1,042,430.31 |
| Non-Cash Availment Authority (NCAA) | 0.00 | 0.00 | 0.00 | 0.00 | 0.00 | 0.00 | 0.00 | 0.00 | 0.00 | 0.00 | 0.00 | 0.00 | 0.00 | 0.00 | 0.00 | 0.00 | 0.00 | 0.00 | 0.00 | 0.00 | 0.00 | 0.00 | 0.00 | 0.00 | 0.00 | 0.00 | 0.00 | 0.00 |
| Disbursements effected through outright deductions from claims (please specify...) | 0.00 | 0.00 | 0.00 | 0.00 | 0.00 | 0.00 | 0.00 | 0.00 | 0.00 | 0.00 | 0.00 | 0.00 | 0.00 | 0.00 | 0.00 | 0.00 | 0.00 | 0.00 | 0.00 | 0.00 | 0.00 | 0.00 | 0.00 | 0.00 | 0.00 | 0.00 | 0.00 | 0.00 |
| Overpayment of expenses (e.g. personnel benefits) | 0.00 | 0.00 | 0.00 | 0.00 | 0.00 | 0.00 | 0.00 | 0.00 | 0.00 | 0.00 | 0.00 | 0.00 | 0.00 | 0.00 | 0.00 | 0.00 | 0.00 | 0.00 | 0.00 | 0.00 | 0.00 | 0.00 | 0.00 | 0.00 | 0.00 | 0.00 | 0.00 | 0.00 |
| Restitution for loss of government property | 0.00 | 0.00 | 0.00 | 0.00 | 0.00 | 0.00 | 0.00 | 0.00 | 0.00 | 0.00 | 0.00 | 0.00 | 0.00 | 0.00 | 0.00 | 0.00 | 0.00 | 0.00 | 0.00 | 0.00 | 0.00 | 0.00 | 0.00 | 0.00 | 0.00 | 0.00 | 0.00 | 0.00 |
| Liquidated damages and similar claims | 0.00 | 0.00 | 0.00 | 0.00 | 0.00 | 0.00 | 0.00 | 0.00 | 0.00 | 0.00 | 0.00 | 0.00 | 0.00 | 0.00 | 0.00 | 0.00 | 0.00 | 0.00 | 0.00 | 0.00 | 0.00 | 0.00 | 0.00 | 0.00 | 0.00 | 0.00 | 0.00 | 0.00 |
| Others (TEF, BTr, Documentary Stamp Tax, etc.) | 0.00 | 0.00 | 0.00 | 0.00 | 0.00 | 0.00 | 0.00 | 0.00 | 0.00 | 0.00 | 0.00 | 0.00 | 0.00 | 0.00 | 0.00 | 0.00 | 0.00 | 0.00 | 0.00 | 0.00 | 0.00 | 0.00 | 0.00 | 0.00 | 0.00 | 0.00 | 0.00 | 0.00 |
| TOTAL NON-CASH DISBURSEMENTS | 0.00 | 1,042,430.31 | 0.00 | 0.00 | 1,042,430.31 | 0.00 | 0.00 | 0.00 | 0.00 | 0.00 | 0.00 | 0.00 | 0.00 | 0.00 | 0.00 | 0.00 | 1,042,430.31 | 0.00 | 0.00 | 0.00 | 0.00 | 0.00 | 1,042,430.31 | 0.00 | 0.00 | 0.00 | 0.00 | 1,042,430.31 |
| GRAND TOTAL | 0.00 | 21,003,732.22 | 0.00 | 0.00 | 21,003,732.22 | 0.00 | 0.00 | 0.00 | 0.00 | 0.00 | 0.00 | 0.00 | 0.00 | 0.00 | 0.00 | 0.00 | 21,003,732.22 | 0.00 | 0.00 | 0.00 | 0.00 | 0.00 | 21,003,732.22 | 0.00 | 0.00 | 0.00 | 0.00 | 21,003,732.22 |

SUMMARY


| Particulars | Previous Report | This Month | As at Date |
|--|-----------------|----------------|----------------|
| (1) | (2) | (3) | (4) |
| Total Disbursement Authorities Received | 0.00 | 0.00 | 0.00 |
| NCA | 116,117,000.00 | 42,313,000.00 | 158,430,000.00 |
| NTA | 0.00 | 0.00 | 0.00 |
| Working Fund | 0.00 | 0.00 | 0.00 |
| TRA | 2,739,256.98 | 1,042,430.31 | 3,781,687.29 |
| CDC | 0.00 | 0.00 | 0.00 |
| NCAA | 0.00 | 0.00 | 0.00 |
| Less: Notice of Transfer of Allocations (NTA)* issued | -58,940,272.00 | -16,352,000.00 | -75,292,272.00 |
| Total Disbursement Authorities Available | 59,915,984.98 | 27,003,430.31 | 86,919,415.29 |
| Less: | 0.00 | 0.00 | 0.00 |
| Lapsed NCA | 0.00 | 0.00 | 0.00 |
| Disbursements | 49,518,665.59 | 21,003,732.22 | 70,522,397.81 |
| Less: Other Non-Cash Disbursements | 0.00 | 0.00 | 0.00 |
| Disbursements effected through outright deductions from claims | 0.00 | 0.00 | 0.00 |
| Overpayment of expenses (e.g. personnel benefits) | 0.00 | 0.00 | 0.00 |
| Restitution for loss of government property | 0.00 | 0.00 | 0.00 |
| Liquidated damages and similar claims | 0.00 | 0.00 | 0.00 |
| Others (e.g. TEF, BTr, Docs Stamp, etc.) | 0.00 | 0.00 | 0.00 |
| Add/Less: Adjustments (e.g. cancelled/staled checks) | 0.00 | 0.00 | 0.00 |
| Balance of Disbursement Authorities as at date | 10,397,319.39 | 5,999,698.09 | 16,397,017.48 |
| Total Disbursements Program | 59,907,129.95 | 27,003,430.31 | 86,910,560.26 |
| Less: *Actual Disbursements | 49,518,665.59 | 21,003,732.22 | 70,522,397.81 |
| (Over)/Under spending | 10,388,464.36 | 5,999,698.09 | 16,388,162.45 |

Notes: * The use of NTA is discouraged
 Notes: ** Amounts should tally with the grand total disbursement (column 27).


Certified Correct:


 MA VICTORIA F. CALZADO
 Chief Accountant
 Date: 03-May-2021

Recommending Approval:


 RACQUEL P. ALVENDIA, CPA, MBAH
 Director III - Administrative and Finance Service
 Date: 03-May-2021

Approved By:


 ROLANDO ENRIQUE D. DOMINGO, MD
 Director General
 Date: