

**SUMMARY OF APPROPRIATIONS, ALLOTMENTS, OBLIGATIONS, DISBURSEMENTS AND BALANCES BY OBJECT OF EXPENDITURES**  
**As at the Quarter Ending December 31, 2021**

|   |                             |
|---|-----------------------------|
| X | Current Year Appropriations |
|   | Supplemental Appropriations |
|   | Continuing Appropriations   |

Department : Department of Health (DOH)  
 Agency : Office of the Secretary  
 Operating Unit : Food and Drug Administration  
 Organization Code (UACS) : 13 001 0200001  
 Fund Cluster : 01 Regular Agency Fund

(e.g. UACS Fund Cluster: 01-Regular Agency Fund, 02-Foreign Assisted Projects Fund, 03-Special Account-Locally Funded/Domestic Grants Fund, and 04-Special Account-Foreign Assisted/Foreign Grants Fund)

| Particulars  | UACS CODE  | Appropriations            |   |                         |                     | Allotments  |             |               |                     | Obligations                 |                            |                             |                            | Disbursements    |                             |                            |                             |                            | Balances         |                           |                        |                                    |                            |
|--|------------|---------------------------|---|-------------------------|---------------------|---|-------------|---------------|---------------------|-----------------------------|----------------------------|-----------------------------|----------------------------|------------------|-----------------------------|----------------------------|-----------------------------|----------------------------|------------------|---------------------------|------------------------|------------------------------------|----------------------------|
|  |            | Authorized Appropriations | Adjustments (Transfer To/From, Modifications/Augmentations) | Adjusted Appropriations | Allotments Received | Adjustments (Reductions, Modifications/Augmentations) | Transfer To | Transfer From | Adjusted Allotments | 1st Quarter Ending March 31 | 2nd Quarter Ending June 30 | 3rd Quarter Ending Sept. 30 | 4th Quarter Ending Dec. 31 | TOTAL            | 1st Quarter Ending March 31 | 2nd Quarter Ending June 30 | 3rd Quarter Ending Sept. 30 | 4th Quarter Ending Dec. 31 | TOTAL            | Unreleased Appropriations | Unobligated Allotments | Unpaid Obligations (15-20)=(23+24) |                            |
|  |            |                           |   |                         |                     |   |             |               |                     |                             |                            |                             |                            |                  |                             |                            |                             |                            |                  |                           |                        | Due and Demandable                 | Not Yet Due and Demandable |
| 1  | 2          | 3                         | 4   | 5=(3+4)                 | 6                   | 7   | 8           | 9             | 10=[(6+(-)7)-8+9]   | 11                          | 12                         | 13                          | 14                         | 15=(11+12+13+14) | 16                          | 17                         | 18                          | 19                         | 20=(16+17+18+19) | 21=(5-10)                 | 22=(10-15)             | 23                                 | 24                         |
| SUMMARY  |            | 547,671,000.00            | 124,893,525.60  | 672,564,525.60          | 547,671,000.00      | 96,008,000.00   | 0.00        | 28,885,525.60 | 672,564,525.60      | 120,600,193.00              | 156,099,769.00             | 129,890,122.00              | 253,585,911.58             | 660,175,995.58   | 103,949,690.00              | 158,212,798.00             | 103,759,643.00              | 197,252,158.51             | 563,174,289.51   | 0.00                      | 12,388,530.02          | 9,619,449.07                       | 87,382,257.00              |
| A AGENCY SPECIFIC BUDGET   |            | 511,147,000.00            | 121,834,004.60  | 632,981,004.60          | 511,147,000.00      | 96,008,000.00   | 0.00        | 25,826,004.60 | 632,981,004.60      | 111,795,881.00              | 149,910,970.00             | 119,015,084.00              | 239,870,539.58             | 620,592,474.58   | 98,070,198.00               | 152,374,624.00             | 92,750,124.00               | 180,395,822.51             | 523,590,768.51   | 0.00                      | 139.02                 | 9,619,449.07                       | 0.00                       |
| Personnel Services   |            | 411,147,000.00            | 121,325,660.60  | 532,472,660.60          | 411,147,000.00      | 96,008,000.00   | 0.00        | 25,317,660.60 | 532,472,660.60      | 111,795,881.00              | 149,402,626.00             | 113,820,598.00              | 157,453,416.58             | 532,472,521.58   | 98,070,198.00               | 151,866,280.00             | 92,750,124.00               | 180,166,470.51             | 522,853,072.51   | 0.00                      | 0.00                   | 1,931,963.68                       | 0.00                       |
| Salaries and Wages   | 501010000  | 304,368,000.00            | 13,434,015.24   | 317,802,015.24          | 304,368,000.00      | 12,736,796.57   | 0.00        | 697,218.67    | 317,802,015.24      | 77,581,141.00               | 79,434,189.00              | 79,407,475.00               | 81,379,210.24              | 317,802,015.24   | 66,665,913.00               | 80,527,031.00              | 63,959,315.00               | 104,717,792.56             | 315,870,051.56   | 0.00                      | 0.00                   | 1,931,963.68                       | 0.00                       |
| Salaries and Wages - Regular   | 501010100  | 304,368,000.00            | 13,434,015.24   | 317,802,015.24          | 304,368,000.00      | 12,736,796.57   | 0.00        | 697,218.67    | 317,802,015.24      | 77,581,141.00               | 79,434,189.00              | 79,407,475.00               | 81,379,210.24              | 317,802,015.24   | 66,665,913.00               | 80,527,031.00              | 63,959,315.00               | 104,717,792.56             | 315,870,051.56   | 0.00                      | 0.00                   | 1,931,963.68                       | 0.00                       |
| Basic Salary - Civilian  | 5010101001 | 304,368,000.00            | 13,434,015.24   | 317,802,015.24          | 304,368,000.00      | 12,736,796.57   | 0.00        | 697,218.67    | 317,802,015.24      | 77,581,141.00               | 79,434,189.00              | 79,407,475.00               | 81,379,210.24              | 317,802,015.24   | 66,665,913.00               | 80,527,031.00              | 63,959,315.00               | 104,717,792.56             | 315,870,051.56   | 0.00                      | 0.00                   | 7,687,485.39                       | 0.00                       |
| Other Compensation   | 501020000  | 100,899,000.00            | 80,494,647.85   | 181,393,647.85          | 100,899,000.00      | 80,494,647.85   | 0.00        | 0.00          | 181,393,647.85      | 32,437,524.00               | 55,637,193.00              | 29,926,825.00               | 63,992,105.85              | 181,393,647.85   | 30,510,624.00               | 56,715,706.00              | 26,008,891.00               | 60,470,941.46              | 173,706,162.46   | 0.00                      | 0.00                   | 0.00                               | 0.00                       |
| Personal Economic Relief Allowance (PERA)  | 5010201000 | 16,152,000.00             | 396,212.32  | 16,548,212.32           | 16,152,000.00       | 396,212.32  | 0.00        | 0.00          | 16,548,212.32       | 4,023,983.00                | 4,129,919.00               | 4,143,273.00                | 4,251,037.32               | 16,548,212.32    | 3,951,893.00                | 4,051,929.00               | 4,071,118.00                | 4,473,272.32               | 16,548,212.32    | 0.00                      | 0.00                   | 0.00                               | 0.00                       |
| PERA - Civilian  | 5010201001 | 16,152,000.00             | 396,212.32  | 16,548,212.32           | 16,152,000.00       | 396,212.32  | 0.00        | 0.00          | 16,548,212.32       | 4,023,983.00                | 4,129,919.00               | 4,143,273.00                | 4,251,037.32               | 16,548,212.32    | 3,951,893.00                | 4,051,929.00               | 4,071,118.00                | 4,473,272.32               | 16,548,212.32    | 0.00                      | 0.00                   | 0.00                               | 0.00                       |
| Representation Allowance (RA)  | 5010202000 | 1,080,000.00              | 1,976,000.00  | 3,056,000.00            | 1,080,000.00        | 1,976,000.00  | 0.00        | 0.00          | 3,056,000.00        | 762,500.00                  | 757,500.00                 | 765,500.00                  | 770,500.00                 | 3,056,000.00     | 762,500.00                  | 757,500.00                 | 765,500.00                  | 770,500.00                 | 3,056,000.00     | 0.00                      | 0.00                   | 0.00                               | 0.00                       |
| Transportation Allowance (TA)  | 5010203000 | 780,000.00                | 1,149,000.00  | 1,929,000.00            | 780,000.00          | 1,149,000.00  | 0.00        | 0.00          | 1,929,000.00        | 483,000.00                  | 472,500.00                 | 489,000.00                  | 484,500.00                 | 1,929,000.00     | 483,000.00                  | 472,500.00                 | 489,000.00                  | 484,500.00                 | 1,929,000.00     | 0.00                      | 0.00                   | 0.00                               | 0.00                       |
| Transportation Allowance (TA)  | 5010203001 | 780,000.00                | 1,149,000.00  | 1,929,000.00            | 780,000.00          | 1,149,000.00  | 0.00        | 0.00          | 1,929,000.00        | 483,000.00                  | 472,500.00                 | 489,000.00                  | 484,500.00                 | 1,929,000.00     | 483,000.00                  | 472,500.00                 | 489,000.00                  | 484,500.00                 | 1,929,000.00     | 0.00                      | 0.00                   | 192,000.00                         | 0.00                       |
| Clothing/Uniform Allowance   | 5010204000 | 4,038,000.00              | 126,000.00  | 4,164,000.00            | 4,038,000.00        | 126,000.00  | 0.00        | 0.00          | 4,164,000.00        | 3,822,000.00                | 72,000.00                  | 192,000.00                  | 78,000.00                  | 4,164,000.00     | 3,822,000.00                | 192,000.00                 | 0.00                        | 78,000.00                  | 3,972,000.00     | 0.00                      | 0.00                   | 192,000.00                         | 0.00                       |
| Clothing/Uniform Allowance - Civilian  | 5010204001 | 4,038,000.00              | 126,000.00  | 4,164,000.00            | 4,038,000.00        | 126,000.00  | 0.00        | 0.00          | 4,164,000.00        | 3,822,000.00                | 72,000.00                  | 192,000.00                  | 78,000.00                  | 4,164,000.00     | 3,822,000.00                | 72,000.00                  | 0.00                        | 78,000.00                  | 3,972,000.00     | 0.00                      | 0.00                   | 192,000.00                         | 0.00                       |
| Subsistence Allowance (SA)   | 5010205000 | 0.00                      | 8,259,850.00  | 8,259,850.00            | 0.00                | 8,259,850.00  | 0.00        | 0.00          | 8,259,850.00        | 1,995,050.00                | 2,025,900.00               | 2,120,450.00                | 2,118,450.00               | 8,259,850.00     | 1,804,270.00                | 2,000,983.00               | 1,958,395.00                | 1,758,611.00               | 7,522,259.00     | 0.00                      | 0.00                   | 737,591.00                         | 0.00                       |
| Subsistence Allowance - Magna Carta for Public Health Workers under R.A. 7305      | 5010205003 | 0.00                      | 8,259,850.00  | 8,259,850.00            | 0.00                | 8,259,850.00  | 0.00        | 0.00          | 8,259,850.00        | 1,995,050.00                | 2,025,900.00               | 2,120,450.00                | 2,118,450.00               | 8,259,850.00     | 1,804,270.00                | 2,000,983.00               | 1,958,395.00                | 1,758,611.00               | 7,522,259.00     | 0.00                      | 0.00                   | 737,591.00                         | 0.00                       |
| Laundry Allowance ( LA )   | 5010206000 | 0.00                      | 1,210,212.29  | 1,210,212.29            | 0.00                | 1,210,212.29  | 0.00        | 0.00          | 1,210,212.29        | 298,909.00                  | 301,186.00                 | 297,866.00                  | 312,251.29                 | 1,210,212.29     | 298,452.00                  | 301,038.00                 | 296,541.00                  | 311,659.00                 | 1,207,690.00     | 0.00                      | 0.00                   | 2,522.29                           | 0.00                       |
| Laundry Allowance - Magna Carta Benefits for Public Health Workers under R.A. 7305 | 5010206004 | 0.00                      | 1,210,212.29  | 1,210,212.29            | 0.00                | 1,210,212.29  | 0.00        | 0.00          | 1,210,212.29        | 298,909.00                  | 301,186.00                 | 297,866.00                  | 312,251.29                 | 1,210,212.29     | 298,452.00                  | 301,038.00                 | 296,541.00                  | 311,659.00                 | 1,207,690.00     | 0.00                      | 0.00                   | 2,522.29                           | 0.00                       |
| Hazard Pay ( HP )  | 5010211000 | 21,391,000.00             | 44,964,398.31   | 66,355,398.31           | 21,391,000.00       | 44,964,398.31   | 0.00        | 0.00          | 66,355,398.31       | 16,153,199.00               | 16,442,147.00              | 16,782,206.00               | 16,977,846.31              | 66,355,398.31    | 15,486,524.00               | 16,652,050.00              | 15,329,767.00               | 16,342,864.00              | 63,811,205.00    | 0.00                      | 0.00                   | 2,544,193.31                       | 0.00                       |
| HP - Magna Carta Benefits for Public Health Workers under R.A. 7305                | 5010211005 | 21,391,000.00             | 44,964,398.31   | 66,355,398.31           | 21,391,000.00       | 44,964,398.31   | 0.00        | 0.00          | 66,355,398.31       | 16,153,199.00               | 16,442,147.00              | 16,782,206.00               | 16,977,846.31              | 66,355,398.31    | 15,486,524.00               | 16,652,050.00              | 15,329,767.00               | 16,342,864.00              | 63,811,205.00    | 0.00                      | 0.00                   | 3,376,782.03                       | 0.00                       |
| Longevity Pay ( LP )   | 5010212000 | 0.00                      | 20,470,345.03   | 20,470,345.03           | 0.00                | 20,470,345.03   | 0.00        | 0.00          | 20,470,345.03       | 4,898,883.00                | 5,271,516.00               | 5,035,945.00                | 5,264,001.03               | 20,470,345.03    | 3,901,985.00                | 6,268,414.00               | 3,044,467.00                | 3,878,697.00               | 17,093,563.00    | 0.00                      | 0.00                   | 3,376,782.03                       | 0.00                       |
| Longevity Pay - Magna Carta Benefits fo Public Health Workers under R.A. 7305      | 5010212004 | 0.00                      | 20,470,345.03   | 20,470,345.03           | 0.00                | 20,470,345.03   | 0.00        | 0.00          | 20,470,345.03       | 4,898,883.00                | 5,271,516.00               | 5,035,945.00                | 5,264,001.03               | 20,470,345.03    | 3,901,985.00                | 6,268,414.00               | 3,044,467.00                | 3,878,697.00               | 17,093,563.00    | 0.00                      | 0.00                   | 59,218.86                          | 0.00                       |
| Overtime and Night Pay   | 5010213000 | 0.00                      | 162,320.00  | 162,320.00              | 0.00                | 162,320.00  | 0.00        | 0.00          | 162,320.00          | 0.00                        | 52,829.00                  | 23,855.00                   | 85,636.00                  | 162,320.00       | 0.00                        | 33,996.00                  | 30,269.00                   | 38,836.14                  | 103,101.14       | 0.00                      | 0.00                   | 59,218.86                          | 0.00                       |
| Overtime Pay   | 5010213001 | 0.00                      | 162,320.00  | 162,320.00              | 0.00                | 162,320.00  | 0.00        | 0.00          | 162,320.00          | 0.00                        | 52,829.00                  | 23,855.00                   | 85,636.00                  | 162,320.00       | 0.00                        | 33,996.00                  | 30,269.00                   | 38,836.14                  | 103,101.14       | 0.00                      | 0.00                   | 59,218.86                          | 0.00                       |




Department : Department of Health (DOH)  
 Agency : Office of the Secretary  
 Operating Unit : Food and Drug Administration  
 Organization Code (UACS) : 13 001 0200001  
 Fund Cluster : 01 Regular Agency Fund


|   |                             |
|---|-----------------------------|
| X | Current Year Appropriations |
|   | Supplemental Appropriations |
|   | Continuing Appropriations   |


(e.g. UACS Fund Cluster: 01-Regular Agency Fund, 02-Foreign Assisted Projects Fund, 03-Special Account-Locally Funded/Domestic Grants Fund, and 04-Special Account-Foreign Assisted/Foreign Grants Fund)

| Particulars                                       | UACS CODE  | Appropriations            |                                |                         | Allotments          |  |             |               |                     | Obligations                 |                            |                             |                            | Disbursements    |                             |                            |                             |                            | Balances         |                           |                        |                    |                            |               |
|---|------------|---------------------------|--------------------------------|-------------------------|---------------------|--|-------------|---------------|---------------------|-----------------------------|----------------------------|-----------------------------|----------------------------|------------------|-----------------------------|----------------------------|-----------------------------|----------------------------|------------------|---------------------------|------------------------|--------------------|----------------------------|---------------|
|   |            | Authorized Appropriations | Adjustments (Transfer To/From) | Adjusted Appropriations | Allotments Received | Adjustments (Reductions, Modifications/) | Transfer To | Transfer From | Adjusted Allotments | 1st Quarter Ending March 31 | 2nd Quarter Ending June 30 | 3rd Quarter Ending Sept. 30 | 4th Quarter Ending Dec. 31 | TOTAL            | 1st Quarter Ending March 31 | 2nd Quarter Ending June 30 | 3rd Quarter Ending Sept. 30 | 4th Quarter Ending Dec. 31 | TOTAL            | Unreleased Appropriations | Unobligated Allotments | Unpaid Obligations |                            |               |
|   |            |                           |                                |                         |                     |  |             |               |                     |                             |                            |                             |                            |                  |                             |                            |                             |                            |                  |                           |                        | Due and Demandable | Not Yet Due and Demandable |               |
| 1   | 2          | 3                         | 4                              | 5=(3+4)                 | 6                   | 7  | 8           | 9             | 10=[(6+(-7))<br>+9] | 11                          | 12                         | 13                          | 14                         | 15=(11+12+13+14) | 16                          | 17                         | 18                          | 19                         | 20=(16+17+18+19) | 21=(5-10)                 | 22=(10-15)             | 23                 | 24                         |               |
| Repairs and Maintenance                           | 5021300000 | 0.00                      | 1,100,000.00                   | 1,100,000.00            | 0.00                | 1,100,000.00                             | 0.00        | 0.00          | 1,100,000.00        | 0.00                        | 0.00                       | 1,056,194.00                | (1,032,694.00)             | 23,500.00        | 0.00                        | 0.00                       | 0.00                        | 0.00                       | 0.00             | 0.00                      | 0.00                   | 1,076,500.00       | 0.00                       | 23,500.00     |
| Repairs and Maintenance - Machinery and Equipment | 5021305000 | 0.00                      | 1,100,000.00                   | 1,100,000.00            | 0.00                | 1,100,000.00                             | 0.00        | 0.00          | 1,100,000.00        | 0.00                        | 0.00                       | 1,056,194.00                | (1,032,694.00)             | 23,500.00        | 0.00                        | 0.00                       | 0.00                        | 0.00                       | 0.00             | 0.00                      | 0.00                   | 1,076,500.00       | 0.00                       | 23,500.00     |
| Technical and Scientific Equipment                | 5021305014 | 0.00                      | 1,100,000.00                   | 1,100,000.00            | 0.00                | 1,100,000.00                             | 0.00        | 0.00          | 1,100,000.00        | 0.00                        | 0.00                       | 1,056,194.00                | (1,032,694.00)             | 23,500.00        | 0.00                        | 0.00                       | 0.00                        | 0.00                       | 0.00             | 0.00                      | 0.00                   | 1,076,500.00       | 0.00                       | 23,500.00     |
| Other Maintenance and Operating Expenses          | 5029900000 | 9,000,000.00              | (9,000,000.00)                 | 0.00                    | 9,000,000.00        | (9,000,000.00)                           | 0.00        | 0.00          | 0.00                | 0.00                        | 0.00                       | 0.00                        | 0.00                       | 0.00             | 0.00                        | 0.00                       | 0.00                        | 0.00                       | 0.00             | 0.00                      | 0.00                   | 0.00               | 0.00                       | 0.00          |
| Other Maintenance and Operating Expenses          | 5029999000 | 9,000,000.00              | (9,000,000.00)                 | 0.00                    | 9,000,000.00        | (9,000,000.00)                           | 0.00        | 0.00          | 0.00                | 0.00                        | 0.00                       | 0.00                        | 0.00                       | 0.00             | 0.00                        | 0.00                       | 0.00                        | 0.00                       | 0.00             | 0.00                      | 0.00                   | 0.00               | 0.00                       | 0.00          |
| Other Maintenance and Operating Expenses          | 5029999099 | 9,000,000.00              | (9,000,000.00)                 | 0.00                    | 9,000,000.00        | (9,000,000.00)                           | 0.00        | 0.00          | 0.00                | 0.00                        | 0.00                       | 0.00                        | 0.00                       | 0.00             | 0.00                        | 0.00                       | 0.00                        | 0.00                       | 0.00             | 0.00                      | 0.00                   | 168,000.00         | 0.00                       | 79,832,000.00 |
| Capital Outlays                                   |            | 80,000,000.00             | 0.00                           | 80,000,000.00           | 80,000,000.00       | 0.00                                     | 0.00        | 0.00          | 80,000,000.00       | 0.00                        | 0.00                       | 832,000.00                  | 79,000,000.00              | 79,832,000.00    | 0.00                        | 0.00                       | 0.00                        | 0.00                       | 0.00             | 0.00                      | 0.00                   | 168,000.00         | 0.00                       | 79,832,000.00 |
| Property, Plant and Equipment Outlay              | 5060400000 | 80,000,000.00             | 0.00                           | 80,000,000.00           | 80,000,000.00       | 0.00                                     | 0.00        | 0.00          | 80,000,000.00       | 0.00                        | 0.00                       | 832,000.00                  | 79,000,000.00              | 79,832,000.00    | 0.00                        | 0.00                       | 0.00                        | 0.00                       | 0.00             | 0.00                      | 0.00                   | 0.00               | 0.00                       | 79,000,000.00 |
| Buildings and Other Structures                    | 5060404000 | 60,000,000.00             | 19,000,000.00                  | 79,000,000.00           | 60,000,000.00       | 19,000,000.00                            | 0.00        | 0.00          | 79,000,000.00       | 0.00                        | 0.00                       | 0.00                        | 79,000,000.00              | 79,000,000.00    | 0.00                        | 0.00                       | 0.00                        | 0.00                       | 0.00             | 0.00                      | 0.00                   | 0.00               | 0.00                       | 79,000,000.00 |
| Buildings   | 5060404001 | 0.00                      | 79,000,000.00                  | 79,000,000.00           | 0.00                | 79,000,000.00                            | 0.00        | 0.00          | 79,000,000.00       | 0.00                        | 0.00                       | 0.00                        | 79,000,000.00              | 79,000,000.00    | 0.00                        | 0.00                       | 0.00                        | 0.00                       | 0.00             | 0.00                      | 0.00                   | 0.00               | 0.00                       | 0.00          |
| Hospitals and Health Centers                      | 5060404003 | 60,000,000.00             | (60,000,000.00)                | 0.00                    | 60,000,000.00       | (60,000,000.00)                          | 0.00        | 0.00          | 0.00                | 0.00                        | 0.00                       | 0.00                        | 0.00                       | 0.00             | 0.00                        | 0.00                       | 0.00                        | 0.00                       | 0.00             | 0.00                      | 0.00                   | 168,000.00         | 0.00                       | 832,000.00    |
| Machinery and Equipment Outlay                    | 5060405000 | 20,000,000.00             | (19,000,000.00)                | 1,000,000.00            | 20,000,000.00       | (19,000,000.00)                          | 0.00        | 0.00          | 1,000,000.00        | 0.00                        | 0.00                       | 832,000.00                  | 0.00                       | 832,000.00       | 0.00                        | 0.00                       | 0.00                        | 0.00                       | 0.00             | 0.00                      | 0.00                   | 168,000.00         | 0.00                       | 832,000.00    |
| Technical and Scientific Equipment                | 5060405014 | 0.00                      | 1,000,000.00                   | 1,000,000.00            | 0.00                | 1,000,000.00                             | 0.00        | 0.00          | 1,000,000.00        | 0.00                        | 0.00                       | 0.00                        | 0.00                       | 0.00             | 0.00                        | 0.00                       | 0.00                        | 0.00                       | 0.00             | 0.00                      | 0.00                   | 0.00               | 0.00                       | 0.00          |
| Other Machinery and Equipment                     | 5060405099 | 20,000,000.00             | (20,000,000.00)                | 0.00                    | 20,000,000.00       | (20,000,000.00)                          | 0.00        | 0.00          | 0.00                | 0.00                        | 0.00                       | 0.00                        | 0.00                       | 0.00             | 0.00                        | 0.00                       | 0.00                        | 0.00                       | 0.00             | 0.00                      | 0.00                   | 0.00               | 0.00                       | 0.00          |
| B. AUTOMATIC APPROPRIATIONS                       |            | 36,524,000.00             | 1,409,521.00                   | 37,933,521.00           | 36,524,000.00       | 0.00                                     | 0.00        | 1,409,521.00  | 37,933,521.00       | 8,804,312.00                | 6,188,799.00               | 10,125,038.00               | 12,815,372.00              | 37,933,521.00    | 5,879,492.00                | 5,838,174.00               | 10,259,519.00               | 15,956,336.00              | 37,933,521.00    | 0.00                      | 0.00                   | 0.00               | 0.00                       | 0.00          |
| Retirement and Life Insurance Premiums            |            | 36,524,000.00             | 1,409,521.00                   | 37,933,521.00           | 36,524,000.00       | 0.00                                     | 0.00        | 1,409,521.00  | 37,933,521.00       | 8,804,312.00                | 6,188,799.00               | 10,125,038.00               | 12,815,372.00              | 37,933,521.00    | 5,879,492.00                | 5,838,174.00               | 10,259,519.00               | 15,956,336.00              | 37,933,521.00    | 0.00                      | 0.00                   | 0.00               | 0.00                       | 0.00          |
| C. SPECIAL PURPOSE FUNDS                          |            | 0.00                      | 1,650,000.00                   | 1,650,000.00            | 0.00                | 0.00                                     | 0.00        | 1,650,000.00  | 1,650,000.00        | 0.00                        | 0.00                       | 750,000.00                  | 900,000.00                 | 1,650,000.00     | 0.00                        | 0.00                       | 750,000.00                  | 900,000.00                 | 1,650,000.00     | 0.00                      | 0.00                   | 0.00               | 0.00                       | 0.00          |
| Miscellaneous Personnel Benefits Fund             |            | 0.00                      | 1,650,000.00                   | 1,650,000.00            | 0.00                | 0.00                                     | 0.00        | 1,650,000.00  | 1,650,000.00        | 0.00                        | 0.00                       | 750,000.00                  | 900,000.00                 | 1,650,000.00     | 0.00                        | 0.00                       | 750,000.00                  | 900,000.00                 | 1,650,000.00     | 0.00                      | 0.00                   | 0.00               | 0.00                       | 0.00          |
| Professional Services                             | 5021100000 | 0.00                      | 1,650,000.00                   | 1,650,000.00            | 0.00                | 0.00                                     | 0.00        | 1,650,000.00  | 1,650,000.00        | 0.00                        | 0.00                       | 750,000.00                  | 900,000.00                 | 1,650,000.00     | 0.00                        | 0.00                       | 750,000.00                  | 900,000.00                 | 1,650,000.00     | 0.00                      | 0.00                   | 0.00               | 0.00                       | 0.00          |
| Other Professional Services                       |            | 0.00                      | 1,650,000.00                   | 1,650,000.00            | 0.00                | 0.00                                     | 0.00        | 1,650,000.00  | 1,650,000.00        | 0.00                        | 0.00                       | 750,000.00                  | 900,000.00                 | 1,650,000.00     | 0.00                        | 0.00                       | 750,000.00                  | 900,000.00                 | 1,650,000.00     | 0.00                      | 0.00                   | 0.00               | 0.00                       | 0.00          |
| Legal Services                                    | 5021101000 | 0.00                      | 1,650,000.00                   | 1,650,000.00            | 0.00                | 750,000.00                               | 0.00        | 900,000.00    | 1,650,000.00        | 0.00                        | 0.00                       | 750,000.00                  | 900,000.00                 | 1,650,000.00     | 0.00                        | 0.00                       | 750,000.00                  | 900,000.00                 | 1,650,000.00     | 0.00                      | 0.00                   | 0.00               | 0.00                       | 0.00          |
| Other Professional Services                       | 5021199000 | 0.00                      | 0.00                           | 0.00                    | 0.00                | (750,000.00)                             | 0.00        | 750,000.00    | 0.00                | 0.00                        | 0.00                       | 0.00                        | 0.00                       | 0.00             | 0.00                        | 0.00                       | 0.00                        | 0.00                       | 0.00             | 0.00                      | 0.00                   | 0.00               | 0.00                       | 0.00          |
| GRAND TOTAL                                       |            | 547,671,000.00            | 124,893,525.60                 | 672,564,525.60          | 547,671,000.00      | 96,008,000.00                            | 0.00        | 28,885,525.60 | 672,564,525.60      | 120,600,193.00              | 156,099,769.00             | 129,890,122.00              | 253,585,911.58             | 660,175,995.58   | 103,949,690.00              | 158,212,798.00             | 103,759,643.00              | 197,252,158.51             | 563,174,289.51   | 0.00                      | 12,388,530.02          | 9,619,449.07       | 87,382,257.00              |               |

Certified Correct:  
  
 RODERICK C. MATEO  
 Chief Administrative Officer  
 Date: 24 Jan 2022

Certified Correct:  
  
 MA. VICTORIA F. CALZADO  
 Chief Accountant  
 Date: 24 Jan 2022

Recommending Approval:  
  
 ATTY. RONALD R. DE VEYRA, MBA, CESO II  
 Deputy Director General-Internal Management  
 Date: 24 Jan 2022

Approved By:  
  
 DR. OSCAR G. GUTIERREZ, JR.  
 Officer-in-Charge Director General  
 Date: 24 Jan 2022