

MONTHLY REPORT OF DISBURSEMENTS
For the month of September 2022

Department: Department of Health (DOH)
Agency: Office of the Secretary
Operating Unit: Food and Drug Administration
Organization Code: 13 001 020001
Fund Cluster: 01 Regular Agency Fund

Particulars	Current Year Budget					Prior Year's Budget											SUB-TOTAL	Trust Liabilities				Grand Total					Remarks
	PS	MOOE	FinEx	CO	TOTAL	Prior Year's Accounts Payable					Current Year's Accounts Payable					TOTAL		PS	MOOE	CO	TOTAL	PS	MOOE	FinEx	CO	TOTAL	
						PS	MOOE	FinEx	CO	Sub-Total	PS	MOOE	FinEx	CO	Sub-Total												
1	2	3	4	5	6=(2+3+4+5)	7	8	9	10	11=(7+8+9+10)	12	13	14	15	16=(12+13+14+15)	17=(11+16)	18=(6+17)	19	20	21	22=(19+20+21)	23 = (2+7+12+15)	24 = (3+8+13+20)	25 = (4+9+14)	26 = (5+10+15+21)	27=(23+24+25+26)	28
CASH DISBURSEMENTS	52,173,692.97	0.00	0.00	0.00	52,173,692.97	0.00	0.00	0.00	0.00	0.00	0.00	0.00	0.00	0.00	0.00	0.00	52,173,692.97	0.00	0.00	0.00	0.00	52,173,692.97	0.00	0.00	0.00	0.00	52,173,692.97
Notice of Cash Allocation (NCA)	52,173,692.97	0.00	0.00	0.00	52,173,692.97	0.00	0.00	0.00	0.00	0.00	0.00	0.00	0.00	0.00	0.00	0.00	52,173,692.97	0.00	0.00	0.00	0.00	52,173,692.97	0.00	0.00	0.00	0.00	52,173,692.97
MDS Checks Issued	3,857,681.82	0.00	0.00	0.00	3,857,681.82	0.00	0.00	0.00	0.00	0.00	0.00	0.00	0.00	0.00	0.00	0.00	3,857,681.82	0.00	0.00	0.00	0.00	3,857,681.82	0.00	0.00	0.00	0.00	3,857,681.82
Advice to Debit Account	48,316,011.15	0.00	0.00	0.00	48,316,011.15	0.00	0.00	0.00	0.00	0.00	0.00	0.00	0.00	0.00	0.00	0.00	48,316,011.15	0.00	0.00	0.00	0.00	48,316,011.15	0.00	0.00	0.00	0.00	48,316,011.15
Notice of Transfer Allocations (NTA)	0.00	0.00	0.00	0.00	0.00	0.00	0.00	0.00	0.00	0.00	0.00	0.00	0.00	0.00	0.00	0.00	0.00	0.00	0.00	0.00	0.00	0.00	0.00	0.00	0.00	0.00	0.00
MDS Checks Issued	0.00	0.00	0.00	0.00	0.00	0.00	0.00	0.00	0.00	0.00	0.00	0.00	0.00	0.00	0.00	0.00	0.00	0.00	0.00	0.00	0.00	0.00	0.00	0.00	0.00	0.00	0.00
Advice to Debit Account	0.00	0.00	0.00	0.00	0.00	0.00	0.00	0.00	0.00	0.00	0.00	0.00	0.00	0.00	0.00	0.00	0.00	0.00	0.00	0.00	0.00	0.00	0.00	0.00	0.00	0.00	0.00
Working Fund for FAPs	0.00	0.00	0.00	0.00	0.00	0.00	0.00	0.00	0.00	0.00	0.00	0.00	0.00	0.00	0.00	0.00	0.00	0.00	0.00	0.00	0.00	0.00	0.00	0.00	0.00	0.00	0.00
Cash Disbursement Ceiling (CDC)	0.00	0.00	0.00	0.00	0.00	0.00	0.00	0.00	0.00	0.00	0.00	0.00	0.00	0.00	0.00	0.00	0.00	0.00	0.00	0.00	0.00	0.00	0.00	0.00	0.00	0.00	0.00
TOTAL CASH DISBURSEMENTS	52,173,692.97	0.00	0.00	0.00	52,173,692.97	0.00	0.00	0.00	0.00	0.00	0.00	0.00	0.00	0.00	0.00	0.00	52,173,692.97	0.00	0.00	0.00	0.00	52,173,692.97	0.00	0.00	0.00	0.00	52,173,692.97
NON-CASH DISBURSEMENTS	4,068,883.12	0.00	0.00	0.00	4,068,883.12	0.00	0.00	0.00	0.00	0.00	0.00	0.00	0.00	0.00	0.00	0.00	4,068,883.12	0.00	0.00	0.00	0.00	4,068,883.12	0.00	0.00	0.00	0.00	4,068,883.12
Tax Remittance Advices Issued (TRA)	4,068,883.12	0.00	0.00	0.00	4,068,883.12	0.00	0.00	0.00	0.00	0.00	0.00	0.00	0.00	0.00	0.00	0.00	4,068,883.12	0.00	0.00	0.00	0.00	4,068,883.12	0.00	0.00	0.00	0.00	4,068,883.12
Non-Cash Availment Authority (NCAA)	0.00	0.00	0.00	0.00	0.00	0.00	0.00	0.00	0.00	0.00	0.00	0.00	0.00	0.00	0.00	0.00	0.00	0.00	0.00	0.00	0.00	0.00	0.00	0.00	0.00	0.00	0.00
Disbursements effected through outright deductions from claims (please specify...)	0.00	0.00	0.00	0.00	0.00	0.00	0.00	0.00	0.00	0.00	0.00	0.00	0.00	0.00	0.00	0.00	0.00	0.00	0.00	0.00	0.00	0.00	0.00	0.00	0.00	0.00	0.00
Overpayment of expenses(e.g. personnel benefits)	0.00	0.00	0.00	0.00	0.00	0.00	0.00	0.00	0.00	0.00	0.00	0.00	0.00	0.00	0.00	0.00	0.00	0.00	0.00	0.00	0.00	0.00	0.00	0.00	0.00	0.00	0.00
Restitution for loss of government property	0.00	0.00	0.00	0.00	0.00	0.00	0.00	0.00	0.00	0.00	0.00	0.00	0.00	0.00	0.00	0.00	0.00	0.00	0.00	0.00	0.00	0.00	0.00	0.00	0.00	0.00	0.00
Liquidated damages and similar claims	0.00	0.00	0.00	0.00	0.00	0.00	0.00	0.00	0.00	0.00	0.00	0.00	0.00	0.00	0.00	0.00	0.00	0.00	0.00	0.00	0.00	0.00	0.00	0.00	0.00	0.00	0.00
Others (TEF, BTr, Documentary Stamp Tax, etc.)	0.00	0.00	0.00	0.00	0.00	0.00	0.00	0.00	0.00	0.00	0.00	0.00	0.00	0.00	0.00	0.00	0.00	0.00	0.00	0.00	0.00	0.00	0.00	0.00	0.00	0.00	0.00
TOTAL NON-CASH DISBURSEMENTS	4,068,883.12	0.00	0.00	0.00	4,068,883.12	0.00	0.00	0.00	0.00	0.00	0.00	0.00	0.00	0.00	0.00	0.00	4,068,883.12	0.00	0.00	0.00	0.00	4,068,883.12	0.00	0.00	0.00	0.00	4,068,883.12
GRAND TOTAL	56,242,576.09	0.00	0.00	0.00	56,242,576.09	0.00	0.00	0.00	0.00	0.00	0.00	0.00	0.00	0.00	0.00	0.00	56,242,576.09	0.00	0.00	0.00	0.00	56,242,576.09	0.00	0.00	0.00	0.00	56,242,576.09

SUMMARY

Particulars (1)	Previous Report (2)	This Month (3)	As at Date (4)
Total Disbursement Authorities Received	0.00	0.00	0.00
NCA	409,913,743.00	30,674,000.00	440,587,743.00
NTA	0.00	0.00	0.00
Working Fund	0.00	0.00	0.00
TRA	39,305,341.00	4,068,883.12	43,374,225.11
CDC	0.00	0.00	0.00
NCAA	0.00	0.00	0.00
Less: Notice of Transfer of Allocations (NTA)* issued	0.00	0.00	0.00
Total Disbursement Authorities Available	449,219,084.99	34,742,883.12	483,961,968.11
Less:	0.00	0.00	0.00
Lapsed NCA	0.00	0.00	0.00
Disbursements	451,528,482.74	56,242,576.09	507,771,058.83
Less: Other Non-Cash Disbursements	0.00	0.00	0.00
Disbursements effected through outright deductions from claims	0.00	0.00	0.00
Overpayment of expenses(e.g. personnel benefits)	0.00	0.00	0.00
Restitution for loss of government property	0.00	0.00	0.00
Liquidated damages and similar claims	0.00	0.00	0.00
Others (e.g. TEF, BTr, Docs Stamp, etc.)	0.00	0.00	0.00
Add/Less: Adjustments (e.g. cancelled/staled checks)	0.00	0.00	0.00
Balance of Disbursement Authorities as at date	- 2,309,397.75	-21,499,692.97	- 23,809,090.72
Total Disbursements Program	449,219,084.99	34,742,883.12	483,961,968.11
Less: *Actual Disbursements	451,528,482.74	56,242,576.09	507,771,058.83
(Over)/Under spending	- 2,309,397.75	-21,499,692.97	- 23,809,090.72

Notes: * The use of NTA is discouraged
Notes: ** Amounts should tally with the grand total disbursement (column 27).

Certified Correct:


MA. VICTORIA F. CALZADO
Chief Accountant
Date: Oct. 4, 2022

Recommending Approval:


ATTY. RONALD R. DE VEYRA, MBA, CESO II
Deputy Director General - Internal Management
Date:

Approved By:


DR. SAMUEL A. ZACATE
Director General
Date:

MONTHLY REPORT OF DISBURSEMENTS

For the month of September 2022

Department: Department of Health (DOH)
 Agency: Office of the Secretary
 Operating Unit: Food and Drug Administration
 Organization Code: 13 001 020001
 Fund Cluster: 01 Regular Agency Fund


Particulars	Current Year Budget					Prior Year's Budget											Trust Liabilities				Grand Total					Remarks	
	PS	MOOE	FinEx	CO	TOTAL	Prior Year's Accounts Payable					Current Year's Accounts Payable					SUB-TOTAL	PS	MOOE	CO	TOTAL	PS	MOOE	FinEx	CO	TOTAL		
						PS	MOOE	FinEx	CO	Sub-Total	PS	MOOE	FinEx	CO	Sub-Total												TOTAL
1	2	3	4	5	6=(2+3+4+5)	7	8	9	10	11=(7+8+9+10)	12	13	14	15	16=(12+13+14+15)	17=(11+16)	18=(6+17)	19	20	21	22=(19+20+21)	23 = (2+7+12+19)	24 = (3+8+13+20)	25 = (4+9+14)	26 = (5+10+15+21)	27=(23+24+25+26)	28
CASH DISBURSEMENTS	52,173,692.97	0.00	0.00	0.00	52,173,692.97	0.00	0.00	0.00	0.00	0.00	0.00	0.00	0.00	0.00	0.00	0.00	52,173,692.97	0.00	0.00	0.00	0.00	52,173,692.97	0.00	0.00	0.00	0.00	52,173,692.97
Notice of Cash Allocation (NCA)	52,173,692.97	0.00	0.00	0.00	52,173,692.97	0.00	0.00	0.00	0.00	0.00	0.00	0.00	0.00	0.00	0.00	0.00	52,173,692.97	0.00	0.00	0.00	0.00	52,173,692.97	0.00	0.00	0.00	0.00	52,173,692.97
MDS Checks Issued	3,857,681.82	0.00	0.00	0.00	3,857,681.82	0.00	0.00	0.00	0.00	0.00	0.00	0.00	0.00	0.00	0.00	0.00	3,857,681.82	0.00	0.00	0.00	0.00	3,857,681.82	0.00	0.00	0.00	0.00	3,857,681.82
Advice to Debit Account	48,316,011.15	0.00	0.00	0.00	48,316,011.15	0.00	0.00	0.00	0.00	0.00	0.00	0.00	0.00	0.00	0.00	0.00	48,316,011.15	0.00	0.00	0.00	0.00	48,316,011.15	0.00	0.00	0.00	0.00	48,316,011.15
Notice of Transfer Allocations (NTA)	0.00	0.00	0.00	0.00	0.00	0.00	0.00	0.00	0.00	0.00	0.00	0.00	0.00	0.00	0.00	0.00	0.00	0.00	0.00	0.00	0.00	0.00	0.00	0.00	0.00	0.00	0.00
MDS Checks Issued	0.00	0.00	0.00	0.00	0.00	0.00	0.00	0.00	0.00	0.00	0.00	0.00	0.00	0.00	0.00	0.00	0.00	0.00	0.00	0.00	0.00	0.00	0.00	0.00	0.00	0.00	0.00
Advice to Debit Account	0.00	0.00	0.00	0.00	0.00	0.00	0.00	0.00	0.00	0.00	0.00	0.00	0.00	0.00	0.00	0.00	0.00	0.00	0.00	0.00	0.00	0.00	0.00	0.00	0.00	0.00	0.00
Working Fund for FAPs	0.00	0.00	0.00	0.00	0.00	0.00	0.00	0.00	0.00	0.00	0.00	0.00	0.00	0.00	0.00	0.00	0.00	0.00	0.00	0.00	0.00	0.00	0.00	0.00	0.00	0.00	0.00
Cash Disbursement Ceiling (CDC)	0.00	0.00	0.00	0.00	0.00	0.00	0.00	0.00	0.00	0.00	0.00	0.00	0.00	0.00	0.00	0.00	0.00	0.00	0.00	0.00	0.00	0.00	0.00	0.00	0.00	0.00	0.00
TOTAL CASH DISBURSEMENTS	52,173,692.97	0.00	0.00	0.00	52,173,692.97	0.00	0.00	0.00	0.00	0.00	0.00	0.00	0.00	0.00	0.00	0.00	52,173,692.97	0.00	0.00	0.00	0.00	52,173,692.97	0.00	0.00	0.00	0.00	52,173,692.97
NON-CASH DISBURSEMENTS	4,068,883.12	0.00	0.00	0.00	4,068,883.12	0.00	0.00	0.00	0.00	0.00	0.00	0.00	0.00	0.00	0.00	0.00	4,068,883.12	0.00	0.00	0.00	0.00	4,068,883.12	0.00	0.00	0.00	0.00	4,068,883.12
Tax Remittance Advices Issued (TRA)	4,068,883.12	0.00	0.00	0.00	4,068,883.12	0.00	0.00	0.00	0.00	0.00	0.00	0.00	0.00	0.00	0.00	0.00	4,068,883.12	0.00	0.00	0.00	0.00	4,068,883.12	0.00	0.00	0.00	0.00	4,068,883.12
Non-Cash Availment Authority (NCAA)	0.00	0.00	0.00	0.00	0.00	0.00	0.00	0.00	0.00	0.00	0.00	0.00	0.00	0.00	0.00	0.00	0.00	0.00	0.00	0.00	0.00	0.00	0.00	0.00	0.00	0.00	0.00
Disbursements effected through outright deductions from claims (please specify)	0.00	0.00	0.00	0.00	0.00	0.00	0.00	0.00	0.00	0.00	0.00	0.00	0.00	0.00	0.00	0.00	0.00	0.00	0.00	0.00	0.00	0.00	0.00	0.00	0.00	0.00	0.00
Overpayment of expenses (e.g. personnel benefits)	0.00	0.00	0.00	0.00	0.00	0.00	0.00	0.00	0.00	0.00	0.00	0.00	0.00	0.00	0.00	0.00	0.00	0.00	0.00	0.00	0.00	0.00	0.00	0.00	0.00	0.00	0.00
Restitution for loss of government property	0.00	0.00	0.00	0.00	0.00	0.00	0.00	0.00	0.00	0.00	0.00	0.00	0.00	0.00	0.00	0.00	0.00	0.00	0.00	0.00	0.00	0.00	0.00	0.00	0.00	0.00	0.00
Liquidated damages and similar claims	0.00	0.00	0.00	0.00	0.00	0.00	0.00	0.00	0.00	0.00	0.00	0.00	0.00	0.00	0.00	0.00	0.00	0.00	0.00	0.00	0.00	0.00	0.00	0.00	0.00	0.00	0.00
Others (TEF, BTr, Documentary Stamp Tax, etc.)	0.00	0.00	0.00	0.00	0.00	0.00	0.00	0.00	0.00	0.00	0.00	0.00	0.00	0.00	0.00	0.00	0.00	0.00	0.00	0.00	0.00	0.00	0.00	0.00	0.00	0.00	0.00
TOTAL NON-CASH DISBURSEMENTS	4,068,883.12	0.00	0.00	0.00	4,068,883.12	0.00	0.00	0.00	0.00	0.00	0.00	0.00	0.00	0.00	0.00	0.00	4,068,883.12	0.00	0.00	0.00	0.00	4,068,883.12	0.00	0.00	0.00	0.00	4,068,883.12
GRAND TOTAL	56,242,576.09	0.00	0.00	0.00	56,242,576.09	0.00	0.00	0.00	0.00	0.00	0.00	0.00	0.00	0.00	0.00	0.00	56,242,576.09	0.00	0.00	0.00	0.00	56,242,576.09	0.00	0.00	0.00	0.00	56,242,576.09

SUMMARY


Particulars	Previous Report	This Month	As at Date
(1)	(2)	(3)	(4)
Total Disbursement Authorities Received	0.00	0.00	0.00
NCA	409,913,743.00	30,674,000.00	440,587,743.00
NTA	0.00	0.00	0.00
Working Fund	0.00	0.00	0.00
TRA	39,305,341.99	4,068,883.12	43,374,225.11
CDC	0.00	0.00	0.00
NCAA	0.00	0.00	0.00
Less: Notice of Transfer of Allocations (NTA) issued	0.00	0.00	0.00
Total Disbursement Authorities Available	449,219,084.99	34,742,883.12	483,961,968.11
Less:	0.00	0.00	0.00
Lapsed NCA	0.00	0.00	0.00
Disbursements	451,528,482.74	56,242,576.09	507,771,058.83
Less: Other Non-Cash Disbursements	0.00	0.00	0.00
Disbursements effected through outright deductions from claims	0.00	0.00	0.00
Overpayment of expenses (e.g. personnel benefits)	0.00	0.00	0.00
Restitution for loss of government property	0.00	0.00	0.00
Liquidated damages and similar claims	0.00	0.00	0.00
Others (e.g. TEF, BTr, Docs Stamp, etc.)	0.00	0.00	0.00
Add/less: Adjustments (e.g. cancelled/staled checks)	0.00	0.00	0.00
Balance of Disbursement Authorities as at date	- 2,309,397.75	-21,499,692.97	- 23,809,090.72
Total Disbursements Program	449,219,084.99	34,742,883.12	483,961,968.11
Less: Actual Disbursements	451,528,482.74	56,242,576.09	507,771,058.83
(Over)/Under spending	- 2,309,397.75	-21,499,692.97	- 23,809,090.72

Notes: * The use of NTA is discouraged
 Notes: ** Amounts should tally with the grand total disbursement (column 27).


Certified Correct:


 MA VICTORIA F. CALZADO
 Chief Accountant
 Date: Oct. 4, 2022

Recommending Approval:


 ATTY. RONALD R. DE VEYRA, MBA, CESO II
 Deputy Director General - Internal Management
 Date:

Approved By:


 DR. SAMUEL A. ZACATE
 Director General
 Date:

MONTHLY REPORT OF DISBURSEMENTS
For the month of September 2022

Department: Department of Health, (DOH)
Agency: Office of the Secretary
Operating Unit: Food and Drug Administration
Organization Code: 13 001 0200001
Fund Cluster: 01 Regular Agency Fund

Particulars	Current Year Budget					Prior Year's Budget											Trust Liabilities				Grand Total					Remarks		
	PS	MOOE	FinEx	CO	TOTAL	Prior Year's Accounts Payable					Current Year's Accounts Payable						PS	MOOE	CO	TOTAL	PS	MOOE	FinEx	CO	TOTAL			
						PS	MOOE	FinEx	CO	Sub-Total	PS	MOOE	FinEx	CO	Sub-Total	TOTAL											SUB-TOTAL	
1	2	3	4	5	6=(2+3+4+5)	7	8	9	10	11=(7+8+9+10)	12	13	14	15	16=(12+13+14+15)	17=(11+16)	18=(6+17)	19	20	21	22=(19+20+21)	23 = (2+7+12+11)	24 = (3+8+13+20)	25 = (4+9+14)	26 = (5+10+15+21)	27=(23+24+25+26)	28	
CASH DISBURSEMENTS	52,173,692.97	0.00	0.00	0.00	52,173,692.97	0.00	0.00	0.00	0.00	0.00	0.00	0.00	0.00	0.00	0.00	0.00	52,173,692.97	0.00	0.00	0.00	0.00	52,173,692.97	0.00	0.00	0.00	0.00	52,173,692.97	
Notice of Cash Allocation (NCA)	52,173,692.97	0.00	0.00	0.00	52,173,692.97	0.00	0.00	0.00	0.00	0.00	0.00	0.00	0.00	0.00	0.00	0.00	52,173,692.97	0.00	0.00	0.00	0.00	52,173,692.97	0.00	0.00	0.00	0.00	52,173,692.97	
MDS Checks Issued	3,857,681.82	0.00	0.00	0.00	3,857,681.82	0.00	0.00	0.00	0.00	0.00	0.00	0.00	0.00	0.00	0.00	0.00	3,857,681.82	0.00	0.00	0.00	0.00	3,857,681.82	0.00	0.00	0.00	0.00	3,857,681.82	
Advice to Debit Account	48,316,011.15	0.00	0.00	0.00	48,316,011.15	0.00	0.00	0.00	0.00	0.00	0.00	0.00	0.00	0.00	0.00	0.00	48,316,011.15	0.00	0.00	0.00	0.00	48,316,011.15	0.00	0.00	0.00	0.00	48,316,011.15	
Notice of Transfer Allocations (NTA)	0.00	0.00	0.00	0.00	0.00	0.00	0.00	0.00	0.00	0.00	0.00	0.00	0.00	0.00	0.00	0.00	0.00	0.00	0.00	0.00	0.00	0.00	0.00	0.00	0.00	0.00	0.00	0.00
MDS Checks Issued	0.00	0.00	0.00	0.00	0.00	0.00	0.00	0.00	0.00	0.00	0.00	0.00	0.00	0.00	0.00	0.00	0.00	0.00	0.00	0.00	0.00	0.00	0.00	0.00	0.00	0.00	0.00	0.00
Advice to Debit Account	0.00	0.00	0.00	0.00	0.00	0.00	0.00	0.00	0.00	0.00	0.00	0.00	0.00	0.00	0.00	0.00	0.00	0.00	0.00	0.00	0.00	0.00	0.00	0.00	0.00	0.00	0.00	0.00
Working Fund for FAPs	0.00	0.00	0.00	0.00	0.00	0.00	0.00	0.00	0.00	0.00	0.00	0.00	0.00	0.00	0.00	0.00	0.00	0.00	0.00	0.00	0.00	0.00	0.00	0.00	0.00	0.00	0.00	0.00
Cash Disbursement Ceiling (CDC)	0.00	0.00	0.00	0.00	0.00	0.00	0.00	0.00	0.00	0.00	0.00	0.00	0.00	0.00	0.00	0.00	0.00	0.00	0.00	0.00	0.00	0.00	0.00	0.00	0.00	0.00	0.00	0.00
TOTAL CASH DISBURSEMENTS	52,173,692.97	0.00	0.00	0.00	52,173,692.97	0.00	0.00	0.00	0.00	0.00	0.00	0.00	0.00	0.00	0.00	0.00	52,173,692.97	0.00	0.00	0.00	0.00	52,173,692.97	0.00	0.00	0.00	0.00	52,173,692.97	
NON-CASH DISBURSEMENTS	4,068,883.12	0.00	0.00	0.00	4,068,883.12	0.00	0.00	0.00	0.00	0.00	0.00	0.00	0.00	0.00	0.00	0.00	4,068,883.12	0.00	0.00	0.00	0.00	4,068,883.12	0.00	0.00	0.00	0.00	4,068,883.12	
Tax Remittance Advices Issued (TRA)	4,068,883.12	0.00	0.00	0.00	4,068,883.12	0.00	0.00	0.00	0.00	0.00	0.00	0.00	0.00	0.00	0.00	0.00	4,068,883.12	0.00	0.00	0.00	0.00	4,068,883.12	0.00	0.00	0.00	0.00	4,068,883.12	
Non-Cash Availment Authority (NCAA)	0.00	0.00	0.00	0.00	0.00	0.00	0.00	0.00	0.00	0.00	0.00	0.00	0.00	0.00	0.00	0.00	0.00	0.00	0.00	0.00	0.00	0.00	0.00	0.00	0.00	0.00	0.00	0.00
Disbursements effected through outright deductions from claims (please specify:)	0.00	0.00	0.00	0.00	0.00	0.00	0.00	0.00	0.00	0.00	0.00	0.00	0.00	0.00	0.00	0.00	0.00	0.00	0.00	0.00	0.00	0.00	0.00	0.00	0.00	0.00	0.00	0.00
Overpayment of expenses(e.g. personnel benefits)	0.00	0.00	0.00	0.00	0.00	0.00	0.00	0.00	0.00	0.00	0.00	0.00	0.00	0.00	0.00	0.00	0.00	0.00	0.00	0.00	0.00	0.00	0.00	0.00	0.00	0.00	0.00	0.00
Restitution for loss of government property	0.00	0.00	0.00	0.00	0.00	0.00	0.00	0.00	0.00	0.00	0.00	0.00	0.00	0.00	0.00	0.00	0.00	0.00	0.00	0.00	0.00	0.00	0.00	0.00	0.00	0.00	0.00	0.00
Liquidated damages and similar claims	0.00	0.00	0.00	0.00	0.00	0.00	0.00	0.00	0.00	0.00	0.00	0.00	0.00	0.00	0.00	0.00	0.00	0.00	0.00	0.00	0.00	0.00	0.00	0.00	0.00	0.00	0.00	0.00
Others(TEF, BTR, Documentary Stamp Tax, etc.)	0.00	0.00	0.00	0.00	0.00	0.00	0.00	0.00	0.00	0.00	0.00	0.00	0.00	0.00	0.00	0.00	0.00	0.00	0.00	0.00	0.00	0.00	0.00	0.00	0.00	0.00	0.00	0.00
TOTAL NON-CASH DISBURSEMENTS	4,068,883.12	0.00	0.00	0.00	4,068,883.12	0.00	0.00	0.00	0.00	0.00	0.00	0.00	0.00	0.00	0.00	0.00	4,068,883.12	0.00	0.00	0.00	0.00	4,068,883.12	0.00	0.00	0.00	0.00	4,068,883.12	
GRAND TOTAL	56,242,576.09	0.00	0.00	0.00	56,242,576.09	0.00	0.00	0.00	0.00	0.00	0.00	0.00	0.00	0.00	0.00	0.00	56,242,576.09	0.00	0.00	0.00	0.00	56,242,576.09	0.00	0.00	0.00	0.00	56,242,576.09	

SUMMARY

Particulars (1)	Previous Report (2)	This Month (3)	As at Date (4)
Total Disbursement Authorities: Received	0.00	0.00	0.00
NCA	409,913,743.00	30,674,000.00	440,587,743.00
NTA	0.00	0.00	0.00
Working Fund	0.00	0.00	0.00
TRA	39,305,341.99	4,068,883.12	43,374,225.11
CDC	0.00	0.00	0.00
NCAA	0.00	0.00	0.00
Less: Notice of Transfer of Allocations (NTA) issued	0.00	0.00	0.00
Total Disbursement Authorities Available	449,219,084.99	34,742,883.12	483,961,968.11
Less:	0.00	0.00	0.00
Lapsed NCA	0.00	0.00	0.00
Disbursements	451,528,482.74	56,242,576.09	507,771,058.83
Less: Other Non-Cash Disbursements	0.00	0.00	0.00
Disbursements effected through outright deductions from claims	0.00	0.00	0.00
Overpayment of expenses(e.g. personnel benefits)	0.00	0.00	0.00
Restitution for loss of government property	0.00	0.00	0.00
Liquidated damages and similar claims	0.00	0.00	0.00
Others (e.g. TEF, BTR, Docs Stamp, etc.)	0.00	0.00	0.00
Add/Less: Adjustments (e.g. cancelled/stated checks)	0.00	0.00	0.00
Balance of Disbursement Authorities as at date	- 2,309,397.75	-21,499,692.97	- 23,809,090.72
Total Disbursements Program	449,219,084.99	34,742,883.12	483,961,968.11
Less: Actual Disbursements	451,528,482.74	56,242,576.09	507,771,058.83
(Over)/Under spending	- 2,309,397.75	-21,499,692.97	- 23,809,090.72

Notes: * The use of NTA is discouraged
Notes: ** Amounts should tally with the grand total disbursement (column 27).

Certified Correct:


MA. VICTORIA P. CALZADO

Chief Accountant

Date: Oct. 4, 2022

Recommending Approval:


ATTY. RONALD R. DE VEYRA, MBA, CESO II

Deputy Director General - Internal Management

Date:

Approved By:


DR. SAMUEL A. ZACATE

Director General

Date:

MONTHLY REPORT OF DISBURSEMENTS
For the month of September 2022

Department: Department of Health (DOH)
Agency: Office of the Secretary
Operating Unit: Food and Drug Administration
Organization Code: 13 001 020001
Fund Cluster: 01 Regular Agency Fund


Particulars	Current Year Budget					Prior Year's Budget										Trust Liabilities				Grand Total					Remarks			
	PS	MOOE	FinEx	CO	TOTAL	Prior Year's Accounts Payable					Current Year's Accounts Payable					TOTAL	SUB-TOTAL	PS	MOOE	CO	TOTAL	PS	MOOE	FinEx		CO	TOTAL	
						PS	MOOE	FinEx	CO	Sub-Total	PS	MOOE	FinEx	CO	Sub-Total													PS
1	2	3	4	5	6=(2+3+4+5)	7	8	9	10	11=(7+8+9+10)	12	13	14	15	16=(12+13+14+15)	17=(11+16)	18=(6+17)	19	20	21	22=(19+20+21)	23 = (2+7+12+16)	24 = (3+8+13+20)	25 = (4+9+14)	26 = (5+10+15+21)	27=(23+24+25+26)	28	
CASH DISBURSEMENTS	52,173,692.97	0.00	0.00	0.00	52,173,692.97	0.00	0.00	0.00	0.00	0.00	0.00	0.00	0.00	0.00	0.00	0.00	52,173,692.97	0.00	0.00	0.00	0.00	52,173,692.97	0.00	0.00	0.00	0.00	52,173,692.97	
Notice of Cash Allocation (NCA)	52,173,692.97	0.00	0.00	0.00	52,173,692.97	0.00	0.00	0.00	0.00	0.00	0.00	0.00	0.00	0.00	0.00	0.00	52,173,692.97	0.00	0.00	0.00	0.00	52,173,692.97	0.00	0.00	0.00	0.00	52,173,692.97	
MDS Checks Issued	3,857,681.82	0.00	0.00	0.00	3,857,681.82	0.00	0.00	0.00	0.00	0.00	0.00	0.00	0.00	0.00	0.00	0.00	3,857,681.82	0.00	0.00	0.00	0.00	3,857,681.82	0.00	0.00	0.00	0.00	3,857,681.82	
Advice to Debit Account	48,316,011.15	0.00	0.00	0.00	48,316,011.15	0.00	0.00	0.00	0.00	0.00	0.00	0.00	0.00	0.00	0.00	0.00	48,316,011.15	0.00	0.00	0.00	0.00	48,316,011.15	0.00	0.00	0.00	0.00	48,316,011.15	
Notice of Transfer Allocations (NTA)	0.00	0.00	0.00	0.00	0.00	0.00	0.00	0.00	0.00	0.00	0.00	0.00	0.00	0.00	0.00	0.00	0.00	0.00	0.00	0.00	0.00	0.00	0.00	0.00	0.00	0.00	0.00	0.00
MDS Checks Issued	0.00	0.00	0.00	0.00	0.00	0.00	0.00	0.00	0.00	0.00	0.00	0.00	0.00	0.00	0.00	0.00	0.00	0.00	0.00	0.00	0.00	0.00	0.00	0.00	0.00	0.00	0.00	0.00
Advice to Debit Account	0.00	0.00	0.00	0.00	0.00	0.00	0.00	0.00	0.00	0.00	0.00	0.00	0.00	0.00	0.00	0.00	0.00	0.00	0.00	0.00	0.00	0.00	0.00	0.00	0.00	0.00	0.00	0.00
Working Fund for FAPs	0.00	0.00	0.00	0.00	0.00	0.00	0.00	0.00	0.00	0.00	0.00	0.00	0.00	0.00	0.00	0.00	0.00	0.00	0.00	0.00	0.00	0.00	0.00	0.00	0.00	0.00	0.00	0.00
Cash Disbursement Casing (CDC)	0.00	0.00	0.00	0.00	0.00	0.00	0.00	0.00	0.00	0.00	0.00	0.00	0.00	0.00	0.00	0.00	0.00	0.00	0.00	0.00	0.00	0.00	0.00	0.00	0.00	0.00	0.00	0.00
TOTAL CASH DISBURSEMENTS	52,173,692.97	0.00	0.00	0.00	52,173,692.97	0.00	0.00	0.00	0.00	0.00	0.00	0.00	0.00	0.00	0.00	0.00	52,173,692.97	0.00	0.00	0.00	0.00	52,173,692.97	0.00	0.00	0.00	0.00	52,173,692.97	
NON-CASH DISBURSEMENTS	4,068,883.12	0.00	0.00	0.00	4,068,883.12	0.00	0.00	0.00	0.00	0.00	0.00	0.00	0.00	0.00	0.00	0.00	4,068,883.12	0.00	0.00	0.00	0.00	4,068,883.12	0.00	0.00	0.00	0.00	4,068,883.12	
Tax Remittance Advices Issued (TRA)	4,068,883.12	0.00	0.00	0.00	4,068,883.12	0.00	0.00	0.00	0.00	0.00	0.00	0.00	0.00	0.00	0.00	0.00	4,068,883.12	0.00	0.00	0.00	0.00	4,068,883.12	0.00	0.00	0.00	0.00	4,068,883.12	
Non-Cash Availment Authority (NCAA)	0.00	0.00	0.00	0.00	0.00	0.00	0.00	0.00	0.00	0.00	0.00	0.00	0.00	0.00	0.00	0.00	0.00	0.00	0.00	0.00	0.00	0.00	0.00	0.00	0.00	0.00	0.00	0.00
Disbursements effected through outright deductions from claims (please specify)	0.00	0.00	0.00	0.00	0.00	0.00	0.00	0.00	0.00	0.00	0.00	0.00	0.00	0.00	0.00	0.00	0.00	0.00	0.00	0.00	0.00	0.00	0.00	0.00	0.00	0.00	0.00	0.00
Overpayment of expenses (e.g. personnel benefits)	0.00	0.00	0.00	0.00	0.00	0.00	0.00	0.00	0.00	0.00	0.00	0.00	0.00	0.00	0.00	0.00	0.00	0.00	0.00	0.00	0.00	0.00	0.00	0.00	0.00	0.00	0.00	0.00
Restitution for loss of government property	0.00	0.00	0.00	0.00	0.00	0.00	0.00	0.00	0.00	0.00	0.00	0.00	0.00	0.00	0.00	0.00	0.00	0.00	0.00	0.00	0.00	0.00	0.00	0.00	0.00	0.00	0.00	0.00
Liquidated damages and similar claims	0.00	0.00	0.00	0.00	0.00	0.00	0.00	0.00	0.00	0.00	0.00	0.00	0.00	0.00	0.00	0.00	0.00	0.00	0.00	0.00	0.00	0.00	0.00	0.00	0.00	0.00	0.00	0.00
Others (TEF, BTr, Documentary Stamp Tax, etc.)	0.00	0.00	0.00	0.00	0.00	0.00	0.00	0.00	0.00	0.00	0.00	0.00	0.00	0.00	0.00	0.00	0.00	0.00	0.00	0.00	0.00	0.00	0.00	0.00	0.00	0.00	0.00	0.00
TOTAL NON-CASH DISBURSEMENTS	4,068,883.12	0.00	0.00	0.00	4,068,883.12	0.00	0.00	0.00	0.00	0.00	0.00	0.00	0.00	0.00	0.00	0.00	4,068,883.12	0.00	0.00	0.00	0.00	4,068,883.12	0.00	0.00	0.00	0.00	4,068,883.12	
GRAND TOTAL	56,242,576.09	0.00	0.00	0.00	56,242,576.09	0.00	0.00	0.00	0.00	0.00	0.00	0.00	0.00	0.00	0.00	0.00	56,242,576.09	0.00	0.00	0.00	0.00	56,242,576.09	0.00	0.00	0.00	0.00	56,242,576.09	

SUMMARY

Particulars (1)	Previous Report (2)	This Month (3)	% at Date (4)
Total Disbursement Authorities Received	0.00	0.00	0.00
NCA	400,013,743.00	30,674,000.00	440,587,743.00
NTA	0.00	0.00	0.00
Working Fund	0.00	0.00	0.00
TRA	30,305,341.00	4,068,883.12	43,374,225.11
CDC	0.00	0.00	0.00
NCAA	0.00	0.00	0.00
Less: Notice of Transfer of Allocations (NTA) issued	0.00	0.00	0.00
Total Disbursement Authorities Available	440,219,084.99	34,742,883.12	483,961,968.11
Less:	0.00	0.00	0.00
Lapsed NCA	0.00	0.00	0.00
Disbursements	451,528,482.74	56,242,576.09	507,771,058.83
Less: Other Non-Cash Disbursements	0.00	0.00	0.00
Disbursements effected through outright deductions from claims	0.00	0.00	0.00
Overpayment of expenses (e.g. personnel benefits)	0.00	0.00	0.00
Restitution for loss of government property	0.00	0.00	0.00
Liquidated damages and similar claims	0.00	0.00	0.00
Others (e.g. TEF, BTr, Docs Stamp, etc.)	0.00	0.00	0.00
Add/Less: Adjustments (e.g. cancelled/stale checks)	0.00	0.00	0.00
Balance of Disbursement Authorities as at date	- 2,309,397.75	-21,499,692.97	- 23,809,090.72
Total Disbursements Program	440,219,084.99	34,742,883.12	483,961,968.11
Less: Actual Disbursements	451,528,482.74	56,242,576.09	507,771,058.83
(Over)/Under spending	- 2,309,397.75	-21,499,692.97	- 23,809,090.72

Notes: * The use of NTA is discouraged
Notes: ** Amounts should tally with the grand total disbursement (column 27).


Certified Correct:


MA VICTORIA F. CALZADO
Chief Accountant
Date: Oct. 4, 2022

Recommending Approval:


ATTY. RONALD R. DE VEYRA, MBA, CESO II
Deputy Director General - Internal Management
Date:

Approved By:


DR. SAMUEL A. ZACATE
Director General
Date: