

STATEMENT OF APPROPRIATIONS, ALLOTMENTS, OBLIGATIONS, DISBURSEMENTS AND BALANCES

As at the Quarter Ending December 31, 2022

Department : Department of Health (DOH)
 Agency/Entity : Office of the Secretary
 Operating Unit : Food and Drug Administration
 Organization Code (UACS) : 13 001 0200001
 Fund Cluster : 01 Regular Agency Fund

	Current Year Appropriations
	Supplemental Appropriations
X	Continuing Appropriations


(e.g. UACS Fund Cluster: 01-Regular Agency Fund, 02-Foreign Assisted Projects Fund, 03-Special Account-Locally Funded/Domestic Grants Fund, and 04-Special Account-Foreign Assisted/Foreign Grants Fund)

Particulars	UACS CODE	Appropriations		Allotments		Current Year Obligations								Current Year Disbursements					Balances					
		Authorized Appropriations	Adjustments (Transfer To/From, Realignment)	Adjusted Appropriations	Allotments Received	Adjustments (Withdrawal, Realignment)	Transfer To	Transfer From	Adjusted Total Allotments	1st Quarter Ending March 31	2nd Quarter Ending June 30	3rd Quarter Ending September 30	4th Quarter Ending December 31	TOTAL	1st Quarter Ending March 31	2nd Quarter Ending June 30	3rd Quarter Ending September 30	4th Quarter Ending December 31	TOTAL	Unreleased Appropriations	Unobligated Allotments	Unpaid Obligations (15-20)=(23+24)		
																						Due and Demandable	Not Yet Due and Demandable	
1	2	3	4	5=(3+4)	6	7	8	9	10=[(6+(-7))-8+9]	11	12	13	14	15=	11+12+13+14	16	17	18	19	20=(16+17+18+19)	21=(5-10)	22=(10-15)	23	24
I. Continuing Appropriations		12,388,390.80	0.00	12,388,390.80	12,388,390.80	0.00	0.00	0.00	12,388,390.80	1,055,570.00	475,475.00	412,960.00	939,924.00		2,883,929.00	0.00	0.00	1,491,845.00	237,400.37	1,729,245.37	0.00	9,504,461.80	0.00	1,154,683.63
I. Agency Specific Budget		12,388,390.80	0.00	12,388,390.80	12,388,390.80	0.00	0.00	0.00	12,388,390.80	1,055,570.00	475,475.00	412,960.00	939,924.00		2,883,929.00	0.00	0.00	1,491,845.00	237,400.37	1,729,245.37	0.00	9,504,461.80	0.00	1,154,683.63
Operations	3000000000000000	12,388,390.80	0.00	12,388,390.80	12,388,390.80	0.00	0.00	0.00	12,388,390.80	1,055,570.00	475,475.00	412,960.00	939,924.00		2,883,929.00	0.00	0.00	1,491,845.00	237,400.37	1,729,245.37	0.00	9,504,461.80	0.00	1,154,683.63
OO : Access to safe and quality health commodities, devices and facilities ensured		12,388,390.80	0.00	12,388,390.80	12,388,390.80	0.00	0.00	0.00	12,388,390.80	1,055,570.00	475,475.00	412,960.00	939,924.00		2,883,929.00	0.00	0.00	1,491,845.00	237,400.37	1,729,245.37	0.00	9,504,461.80	0.00	1,154,683.63
HEALTH REGULATORY PROGRAM		12,388,390.80	0.00	12,388,390.80	12,388,390.80	0.00	0.00	0.00	12,388,390.80	1,055,570.00	475,475.00	412,960.00	939,924.00		2,883,929.00	0.00	0.00	1,491,845.00	237,400.37	1,729,245.37	0.00	9,504,461.80	0.00	1,154,683.63
CONSUMER HEALTH AND WELFARE SUB-PROGRAM		12,388,390.80	0.00	12,388,390.80	12,388,390.80	0.00	0.00	0.00	12,388,390.80	1,055,570.00	475,475.00	412,960.00	939,924.00		2,883,929.00	0.00	0.00	1,491,845.00	237,400.37	1,729,245.37	0.00	9,504,461.80	0.00	1,154,683.63
Regulation of Health Establishments and Products	330102100001000	12,388,390.80	0.00	12,388,390.80	12,388,390.80	0.00	0.00	0.00	12,388,390.80	1,055,570.00	475,475.00	412,960.00	939,924.00		2,883,929.00	0.00	0.00	1,491,845.00	237,400.37	1,729,245.37	0.00	9,504,461.80	0.00	1,154,683.63
MOOE		12,220,390.80	0.00	12,220,390.80	12,220,390.80	0.00	0.00	0.00	12,220,390.80	1,055,570.00	475,475.00	412,960.00	939,924.00		2,883,929.00	0.00	0.00	1,491,845.00	237,400.37	1,729,245.37	0.00	9,336,461.80	0.00	1,154,683.63
CO		168,000.00	0.00	168,000.00	168,000.00	0.00	0.00	0.00	168,000.00	0.00	0.00	0.00	0.00		0.00	0.00	0.00	0.00	0.00	0.00	0.00	168,000.00	0.00	0.00
Sub-Total, Operations		12,388,390.80	0.00	12,388,390.80	12,388,390.80	0.00	0.00	0.00	12,388,390.80	1,055,570.00	475,475.00	412,960.00	939,924.00		2,883,929.00	0.00	0.00	1,491,845.00	237,400.37	1,729,245.37	0.00	9,504,461.80	0.00	1,154,683.63
PS		0.00	0.00	0.00	0.00	0.00	0.00	0.00	0.00	0.00	0.00	0.00	0.00		0.00	0.00	0.00	0.00	0.00	0.00	0.00	0.00	0.00	0.00
MOOE		12,220,390.80	0.00	12,220,390.80	12,220,390.80	0.00	0.00	0.00	12,220,390.80	1,055,570.00	475,475.00	412,960.00	939,924.00		2,883,929.00	0.00	0.00	1,491,845.00	237,400.37	1,729,245.37	0.00	9,336,461.80	0.00	1,154,683.63
FinEx (if Applicable)		0.00	0.00	0.00	0.00	0.00	0.00	0.00	0.00	0.00	0.00	0.00	0.00		0.00	0.00	0.00	0.00	0.00	0.00	0.00	0.00	0.00	0.00
CO		168,000.00	0.00	168,000.00	168,000.00	0.00	0.00	0.00	168,000.00	0.00	0.00	0.00	0.00		0.00	0.00	0.00	0.00	0.00	0.00	0.00	168,000.00	0.00	0.00
GRAND TOTAL		12,388,390.80	0.00	12,388,390.80	12,388,390.80	0.00	0.00	0.00	12,388,390.80	1,055,570.00	475,475.00	412,960.00	939,924.00		2,883,929.00	0.00	0.00	1,491,845.00	237,400.37	1,729,245.37	0.00	9,504,461.80	0.00	1,154,683.63
PS		0.00	0.00	0.00	0.00	0.00	0.00	0.00	0.00	0.00	0.00	0.00	0.00		0.00	0.00	0.00	0.00	0.00	0.00	0.00	0.00	0.00	0.00
MOOE		12,220,390.80	0.00	12,220,390.80	12,220,390.80	0.00	0.00	0.00	12,220,390.80	1,055,570.00	475,475.00	412,960.00	939,924.00		2,883,929.00	0.00	0.00	1,491,845.00	237,400.37	1,729,245.37	0.00	9,336,461.80	0.00	1,154,683.63
FinEx (if Applicable)		0.00	0.00	0.00	0.00	0.00	0.00	0.00	0.00	0.00	0.00	0.00	0.00		0.00	0.00	0.00	0.00	0.00	0.00	0.00	0.00	0.00	0.00
CO		168,000.00	0.00	168,000.00	168,000.00	0.00	0.00	0.00	168,000.00	0.00	0.00	0.00	0.00		0.00	0.00	0.00	0.00	0.00	0.00	0.00	168,000.00	0.00	0.00


Certified Correct:


RODERICK C. MATEO
 Chief Administrative Officer
 Date: 24 January 2023


Certified Correct:


MA. VICTORIA F. CALZADO
 Chief Accountant
 Date: 24 January 2023

Recommending Approval:


ATTY. RONALD R. DE VEYRA, MBA, CESO II
 Deputy Director General-Internal Management
 Date: 24 January 2023

Approved By:


DR. SAMUEL A. ZACATE
 Director General
 Date: 24 January 2023