

SUMMARY OF APPROPRIATIONS, ALLOTMENTS, OBLIGATIONS, DISBURSEMENTS AND BALANCES BY OBJECT OF EXPENDITURES

As at the Quarter Ending December 31, 2022

Department : Department of Health (DOH)
 Agency : Office of the Secretary
 Operating Unit : Food and Drug Administration
 Organization Code (UACS) : 13 001 0200001
 Fund Cluster : 03 Special Account - Locally Funded/Domestic Grants Fund

X	Current Year Appropriations
	Supplemental Appropriations
	Continuing Appropriations

(e.g. UACS Fund Cluster: 01-Regular Agency Fund, 02-Foreign Assisted Projects Fund, 03-Special Account-Locally Funded/Domestic Grants Fund, and 04-Special Account-Foreign Assisted/Foreign Grants Fund)

Particulars	UACS CODE	Appropriations			Allotments					Obligations					1st Quarter Ending March 31	Disbursements				Balances			
		Authorized Appropriations	Adjustments (Transfer To/From, Modifications/Augmentations)	Adjusted Appropriations	Allotments Received	Adjustments (Reductions, Modifications/Augmentations)	Transfer To	Transfer From	Adjusted Allotments	1st Quarter Ending March 31	2nd Quarter Ending June 30	3rd Quarter Ending Sept. 30	4th Quarter Ending Dec. 31	TOTAL		2nd Quarter Ending June 30	3rd Quarter Ending Sept. 30	4th Quarter Ending Dec. 31	TOTAL	Unreleased Appropriations	Unobligated Allotments	Unpaid Obligations (15-20)=(23+24)	
																						Due and Demandable	Not Yet Due and Demandable
1	2	3	4	5=(3+4)	6	7	8	9	10=[(6+(-)7)-8+9]	11	12	13	14	15=(11+12+13+14)	16	17	18	19	20=(16+17+18+19)	21=(5-10)	22=(10-15)	23	24
SUMMARY		586,238,000.00	0.00	586,238,000.00	586,238,000.00	0.00	0.00	0.00	586,238,000.00	51,988,251.10	68,697,189.46	79,473,856.25	239,863,794.37	440,023,091.18	47,618,554.85	59,842,221.01	70,927,295.26	196,825,981.40	375,214,052.52	0.00	146,214,908.82	32,796,268.43	32,012,770.23
B. AUTOMATIC APPROPRIATIONS		586,238,000.00	0.00	586,238,000.00	586,238,000.00	0.00	0.00	0.00	586,238,000.00	51,988,251.10	68,697,189.46	79,473,856.25	239,863,794.37	440,023,091.18	47,618,554.85	59,842,221.01	70,927,295.26	196,825,981.40	375,214,052.52	0.00	146,214,908.82	32,796,268.43	32,012,770.23
Special Accounts in the General Fund		586,238,000.00	0.00	586,238,000.00	586,238,000.00	0.00	0.00	0.00	586,238,000.00	51,988,251.10	68,697,189.46	79,473,856.25	239,863,794.37	440,023,091.18	47,618,554.85	59,842,221.01	70,927,295.26	196,825,981.40	375,214,052.52	0.00	146,214,908.82	32,796,268.43	32,012,770.23
DOH OSEC FDA-SAGF		586,238,000.00	0.00	586,238,000.00	586,238,000.00	0.00	0.00	0.00	586,238,000.00	51,988,251.10	68,697,189.46	79,473,856.25	239,863,794.37	440,023,091.18	47,618,554.85	59,842,221.01	70,927,295.26	196,825,981.40	375,214,052.52	0.00	146,214,908.82	32,796,268.43	32,012,770.23
Other Compensation	501020000	0.00	18,300,000.00	18,300,000.00	0.00	18,300,000.00	0.00	0.00	18,300,000.00	0.00	0.00	0.00	18,146,250.00	18,146,250.00	0.00	0.00	0.00	15,187,944.46	15,187,944.46	0.00	153,750.00	2,958,305.54	0.00
Other Bonuses and Allowances		0.00	18,300,000.00	18,300,000.00	0.00	18,300,000.00	0.00	0.00	18,300,000.00	0.00	0.00	0.00	18,146,250.00	18,146,250.00	0.00	0.00	0.00	15,187,944.46	15,187,944.46	0.00	153,750.00	2,958,305.54	0.00
Collective Negotiation Agreement Incentive -	5010299011	0.00	18,300,000.00	18,300,000.00	0.00	18,300,000.00	0.00	0.00	18,300,000.00	0.00	0.00	0.00	18,146,250.00	18,146,250.00	0.00	0.00	0.00	15,187,944.46	15,187,944.46	0.00	153,750.00	2,958,305.54	0.00
Traveling Expenses	5020100000	33,005,000.00	2,873,000.00	35,878,000.00	33,005,000.00	2,873,000.00	0.00	0.00	35,878,000.00	2,090,149.81	7,628,053.61	10,133,382.94	15,721,995.21	35,573,581.57	1,980,169.16	7,223,487.69	9,301,138.39	16,313,940.73	34,818,735.97	0.00	304,418.43	754,845.60	0.00
Traveling Expenses - Local	5020101000	25,000,000.00	8,473,000.00	33,473,000.00	25,000,000.00	8,473,000.00	0.00	0.00	33,473,000.00	2,090,149.81	7,628,053.61	9,277,460.60	14,477,245.78	33,472,909.80	1,980,169.16	7,223,487.69	8,776,007.67	14,738,399.68	32,718,064.20	0.00	90.20	754,845.60	0.00
Traveling Expenses - Foreign	5020102000	8,005,000.00	(5,600,000.00)	2,405,000.00	8,005,000.00	(5,600,000.00)	0.00	0.00	2,405,000.00	0.00	0.00	855,922.34	1,244,749.43	2,100,671.77	0.00	0.00	0.00	1,575,541.05	2,100,671.77	0.00	304,328.23	0.00	0.00
Training and Scholarship Expenses	5020200000	15,181,000.00	13,003,300.00	28,184,300.00	15,181,000.00	13,003,300.00	0.00	0.00	28,184,300.00	206,632.80	1,526,265.15	3,339,538.52	22,752,844.75	27,825,281.22	146,836.41	1,248,898.13	3,048,863.94	17,880,557.31	22,325,155.79	0.00	359,018.78	5,500,125.43	0.00
Training Expenses	5020201002	14,781,000.00	13,003,300.00	27,784,300.00	14,781,000.00	13,003,300.00	0.00	0.00	27,784,300.00	206,632.80	1,504,757.15	3,361,046.52	22,711,844.75	27,784,281.22	146,836.41	1,248,898.13	3,048,863.94	17,850,057.31	22,294,655.79	0.00	18.78	5,489,625.43	0.00
Scholarship Grants/Expenses	5020202000	400,000.00	0.00	400,000.00	400,000.00	0.00	0.00	0.00	400,000.00	0.00	21,508.00	(2,508.00)	41,000.00	41,000.00	0.00	0.00	0.00	30,500.00	30,500.00	0.00	359,000.00	10,500.00	0.00
Supplies and Materials Expenses	5020300000	89,457,000.00	(35,995,300.00)	53,461,700.00	89,457,000.00	(35,995,300.00)	0.00	0.00	53,461,700.00	5,068,916.85	6,978,691.19	9,875,384.08	27,485,462.46	49,408,454.58	3,862,625.00	3,720,308.13	7,289,895.46	10,989,163.93	25,861,992.52	0.00	4,053,245.42	1,329,721.02	22,216,741.04
Office Supplies Expenses	5020301002	7,500,000.00	0.00	7,500,000.00	7,500,000.00	0.00	0.00	0.00	7,500,000.00	2,388,595.13	1,008,208.85	1,446,277.12	2,379,334.87	7,222,415.97	2,384,439.63	879,611.30	1,579,030.17	1,538,617.28	6,381,698.38	0.00	277,584.03	840,717.59	0.00
Accountable Forms Expenses	5020302000	1,415,000.00	1,675,600.00	3,090,600.00	1,415,000.00	1,675,600.00	0.00	0.00	3,090,600.00	907,000.00	860,000.00	1,095,000.00	0.00	2,862,000.00	0.00	47,000.00	860,000.00	1,753,450.00	2,660,450.00	0.00	228,600.00	201,550.00	0.00
Medical, Dental and Laboratory Supplies	5020308000	53,742,000.00	(27,000,000.00)	26,742,000.00	53,742,000.00	(27,000,000.00)	0.00	0.00	26,742,000.00	108,776.05	1,905,108.60	4,676,342.84	18,927,193.39	25,617,420.88	65,172.24	344,251.56	2,296,719.47	2,892,911.94	5,599,055.21	0.00	1,124,579.12	0.00	20,018,365.67
Fuel, Oil and Lubricants Expenses	5020309000	3,700,000.00	3,002,000.00	6,702,000.00	3,700,000.00	3,002,000.00	0.00	0.00	6,702,000.00	1,331,055.44	1,685,902.58	1,684,081.12	2,000,775.78	6,701,814.92	1,245,526.90	1,637,270.91	1,599,838.54	1,960,690.76	6,443,327.11	0.00	185.08	258,487.81	0.00
Semi-Expendable Machinery and Equipment		0.00	1,782,400.00	1,782,400.00	0.00	1,782,400.00	0.00	0.00	1,782,400.00	59,396.25	345,140.00	269,663.00	1,105,207.55	1,779,406.80	26,948.25	246,475.76	29,301.50	519,654.36	822,379.87	0.00	2,993.20	0.00	957,026.93
Office Equipment	5020321002	0.00	892,400.00	892,400.00	0.00	892,400.00	0.00	0.00	892,400.00	40,587.00	105,533.00	735,672.55	892,342.55	8,139.00	0.00	0.00	4,899.00	369,208.40	425,244.40	0.00	57.45	0.00	467,098.15
Information and Communications Technology	5020321003	0.00	880,000.00	880,000.00	0.00	880,000.00	0.00	0.00	880,000.00	18,809.25	334,590.00	156,930.00	369,535.00	879,864.25	18,809.25	203,477.76	17,202.50	150,445.96	389,935.47	0.00	135.75	0.00	489,928.78
Other Machinery and Equipment	5020321099	0.00	10,000.00	10,000.00	0.00	10,000.00	0.00	0.00	10,000.00	0.00	0.00	7,200.00	0.00	7,200.00	0.00	0.00	7,200.00	0.00	7,200.00	0.00	2,800.00	0.00	0.00
Semi-Expendable Furniture, Fixtures and Books		0.00	1,000,000.00	1,000,000.00	0.00	1,000,000.00	0.00	0.00	1,000,000.00	19,316.00	569,565.00	47,600.00	125,443.00	761,924.00	0.00	405,658.85	173,329.37	153,970.16	732,958.38	0.00	238,076.00	28,965.62	0.00
Furniture and Fixtures	5020322001	0.00	1,000,000.00	1,000,000.00	0.00	1,000,000.00	0.00	0.00	1,000,000.00	19,316.00	569,565.00	47,600.00	125,443.00	761,924.00	0.00	405,658.85	173,329.37	153,970.16	732,958.38	0.00	238,076.00	28,965.62	0.00
Other Supplies and Materials Expenses	5020399000	23,100,000.00	(16,455,300.00)	6,644,700.00	23,100,000.00	(16,455,300.00)	0.00	0.00	6,644,700.00	254,777.98	604,766.16	656,420.00	2,947,507.87	4,463,472.01	140,537.98	160,039.75	751,676.41	2,169,869.43	3,222,123.57	0.00	2,181,227.99	0.00	1,241,348.44
Utility Expenses	5020400000	72,839,000.00	(50,089,000.00)	22,750,000.00	72,839,000.00	(50,089,000.00)	0.00	0.00	22,750,000.00	4,169,381.44	5,602,462.92	6,158,990.40	6,317,230.39	22,248,065.15	3,759,421.66	4,644,566.22	6,040,880.08	7,083,679.22	21,528,547.18	0.00	501,934.85	719,517.97	0.00
Water Expenses	5020401000	1,800,000.00	1,200,000.00	3,000,000.00	1,800,000.00	1,200,000.00	0.00	0.00	3,000,000.00	438,157.03	508,177.93	802,983.91	748,961.91	2,498,280.78	426,772.62	490,726.29	828,005.39	614,955.76	2,360,460.06	0.00	501,719.22	137,820.72	0.00
Electricity Expenses	5020402000	71,039,000.00	(51,289,000.00)	19,750,000.00	71,039,000.00	(51,289,000.00)	0.00	0.00	19,750,000.00	3,731,224.41	5,094,284.99	5,356,006.49	5,568,268.48	19,749,784.37	3,332,649.04	4,153,839.93	5,212,874.69	6,468,723.46	19,168,087.12	0.00	215.63	581,697.25	0.00
Communication Expenses	5020500000	83,023,000.00	(56,593,000.00)	26,430,000.00	83,023,000.00	(56,593,000.00)	0.00	0.00	26,430,000.00	2,840,079.79	2,836,272.87	1,982,066.89	10,829,827.92	18,488,247.47	2,776,340.61	2,376,470.82	2,412,856.17	10,604,254.36	18,169,921.96	0.00	7,941,752.53	318,325.51	0.00
Postage and Courier Services	5020501000	3,600,000.00	0.00	3,600,000.00	3,600,000.00	0.00	0.00	0.00	3,600,000.00	168,257.82	197,167.73	213,986.56	184,353.49	763,765.60	0.00	185,791.73	202,904.06	163,307.49	728,698.10	0.00	2,836,234.40	35,067.50	0.00
Telephone Expenses																							

Department : Department of Health (DOH)
 Agency : Office of the Secretary
 Operating Unit : Food and Drug Administration
 Organization Code (UACS) : 13 001 0200001
 Fund Cluster : 03 Special Account - Locally Funded/Domestic Grants Fund
 (e.g. UACS Fund Cluster: 01-Regular Agency Fund, 02-Foreign Assisted Projects Fund, 03-Special Account-Locally Funded/Domestic Grants Fund, and 04-Special Account-Foreign Assisted/Foreign Grants Fund)


X	Current Year Appropriations
	Supplemental Appropriations
	Continuing Appropriations


Particulars	UACS CODE	Appropriations			Allotments					Obligations					Disbursements				Balances				
		Authorized Appropriations	Adjustments (Transfer To/From, Modifications/ Augmentations)	Adjusted Appropriations	Allotments Received	Adjustments (Reductions, Modifications/ Augmentations)	Transfer To	Transfer From	Adjusted Allotments	1st Quarter Ending March 31	2nd Quarter Ending June 30	3rd Quarter Ending Sept. 30	4th Quarter Ending Dec. 31	TOTAL	1st Quarter Ending March 31	2nd Quarter Ending June 30	3rd Quarter Ending Sept. 30	4th Quarter Ending Dec. 31	TOTAL	Unreleased Appropriations	Unobligated Allotments	Unpaid Obligations (15-20)=(23+24)	
																						10=[(6+(-)7)-8+9]	11
Internet Subscription Expenses	5020503000	68,156,000.00	(56,593,000.00)	11,563,000.00	68,156,000.00	(56,593,000.00)	0.00	11,563,000.00	1,019,090.66	945,783.77	162,491.91	9,061,083.38	11,188,449.72	985,338.11	729,321.88	409,372.16	8,939,389.80	11,063,421.95	0.00	374,550.28	125,027.77	0.00	
Cable, Satellite, Telegraph and Radio Expenses	5020504000	127,000.00	0.00	127,000.00	127,000.00	0.00	0.00	127,000.00	3,100.00	5,100.00	4,650.00	5,930.00	18,780.00	3,100.00	5,100.00	4,650.00	3,100.00	15,950.00	0.00	108,220.00	2,830.00	0.00	
Awards/Rewards and Prizes	5020600000	500,000.00	19,991,000.00	20,491,000.00	500,000.00	19,991,000.00	0.00	20,491,000.00	0.00	0.00	0.00	19,137,445.00	19,137,445.00	0.00	0.00	0.00	17,376,818.26	17,376,818.26	0.00	1,353,555.00	1,760,626.74	0.00	
Awards/Rewards Expenses	5020601001	0.00	1,991,000.00	1,991,000.00	0.00	1,991,000.00	0.00	1,991,000.00	0.00	0.00	0.00	1,990,300.00	1,990,300.00	0.00	0.00	0.00	1,509,514.88	1,509,514.88	0.00	700.00	480,785.12	0.00	
Rewards and Incentives	5020601002	500,000.00	18,000,000.00	18,500,000.00	500,000.00	18,000,000.00	0.00	18,500,000.00	0.00	0.00	0.00	17,147,145.00	17,147,145.00	0.00	0.00	0.00	15,867,303.38	15,867,303.38	0.00	1,352,855.00	1,279,841.62	0.00	
Survey, Research, Exploration and Development	5020700000	600,000.00	0.00	600,000.00	600,000.00	0.00	0.00	600,000.00	0.00	0.00	0.00	0.00	0.00	0.00	0.00	0.00	0.00	0.00	0.00	600,000.00	0.00	0.00	
Research, Exploration and Development	5020700000	600,000.00	0.00	600,000.00	600,000.00	0.00	0.00	600,000.00	0.00	0.00	0.00	0.00	0.00	0.00	0.00	0.00	0.00	0.00	0.00	600,000.00	0.00	0.00	
ICT Research, Exploration and Development	5020702001	300,000.00	0.00	300,000.00	300,000.00	0.00	0.00	300,000.00	0.00	0.00	0.00	0.00	0.00	0.00	0.00	0.00	0.00	0.00	0.00	300,000.00	0.00	0.00	
Research, Exploration and Development	5020702002	300,000.00	0.00	300,000.00	300,000.00	0.00	0.00	300,000.00	0.00	0.00	0.00	0.00	0.00	0.00	0.00	0.00	0.00	0.00	0.00	300,000.00	0.00	0.00	
Confidential, Intelligence and Extraordinary	5021000000	1,850,000.00	0.00	1,850,000.00	1,850,000.00	0.00	0.00	1,850,000.00	351,096.00	435,000.00	420,000.00	445,200.00	1,651,296.00	301,764.00	439,920.00	420,000.00	390,588.00	1,552,272.00	0.00	198,704.00	99,024.00	0.00	
Extraordinary and Miscellaneous Expenses	5021003000	1,850,000.00	0.00	1,850,000.00	1,850,000.00	0.00	0.00	1,850,000.00	351,096.00	435,000.00	420,000.00	445,200.00	1,651,296.00	301,764.00	439,920.00	420,000.00	390,588.00	1,552,272.00	0.00	198,704.00	99,024.00	0.00	
Professional Services	5021100000	46,772,000.00	87,728,000.00	134,500,000.00	46,772,000.00	87,728,000.00	0.00	134,500,000.00	23,014,899.88	28,360,362.42	26,905,185.39	39,602,728.71	117,883,176.40	22,356,124.97	27,381,769.04	25,705,293.77	38,507,241.62	113,950,429.40	0.00	16,616,823.80	3,932,747.00	0.00	
Legal Services	5021101000	785,000.00	25,000.00	810,000.00	785,000.00	25,000.00	0.00	810,000.00	2,930.00	209,114.00	201,215.00	393,821.00	807,080.00	2,930.00	209,114.00	201,215.00	263,521.00	676,780.00	0.00	2,920.00	130,300.00	0.00	
Auditing Services	5021102000	300,000.00	35,000.00	335,000.00	300,000.00	35,000.00	0.00	335,000.00	56,146.30	63,217.50	54,888.77	159,837.56	334,090.13	56,146.30	0.00	113,306.27	103,569.76	273,022.33	0.00	909.87	61,067.80	0.00	
Consultancy Services	5021103002	34,161,000.00	(16,332,000.00)	17,829,000.00	34,161,000.00	(16,332,000.00)	0.00	17,829,000.00	120,000.00	360,000.00	273,600.00	730,000.00	1,483,600.00	106,800.00	360,000.00	279,600.00	526,000.00	1,272,400.00	0.00	16,345,400.00	211,200.00	0.00	
Other Professional Services	5021199000	11,526,000.00	104,000,000.00	115,526,000.00	11,526,000.00	104,000,000.00	0.00	115,526,000.00	22,835,823.58	27,728,030.92	26,375,481.62	38,319,070.15	115,258,406.27	22,190,248.67	26,812,655.04	25,111,172.50	37,614,150.86	111,728,227.07	0.00	267,593.73	3,530,179.20	0.00	
General Services	5021200000	63,620,000.00	(29,423,000.00)	34,197,000.00	63,620,000.00	(29,423,000.00)	0.00	34,197,000.00	4,470,354.70	6,144,305.45	9,046,748.79	10,411,453.78	30,072,862.72	3,572,413.48	6,764,110.02	7,266,518.30	8,525,184.88	26,128,226.68	0.00	4,124,137.28	3,944,636.04	0.00	
Environment/Sanitary Services	5021201000	0.00	250,000.00	250,000.00	0.00	250,000.00	0.00	250,000.00	0.00	0.00	0.00	73,337.00	239,828.40	0.00	500.00	77,145.25	54,670.95	132,316.20	0.00	10,171.60	107,512.20	0.00	
Janitorial Services	5021202000	47,620,000.00	(30,250,000.00)	17,370,000.00	47,620,000.00	(30,250,000.00)	0.00	17,370,000.00	1,848,230.72	2,164,283.69	4,867,448.11	4,469,480.06	13,349,442.58	1,388,404.97	2,580,698.25	3,450,266.72	3,706,686.44	11,126,056.38	0.00	4,020,557.42	2,223,386.20	0.00	
Security Services	5021203000	16,000,000.00	227,000.00	16,227,000.00	16,000,000.00	227,000.00	0.00	16,227,000.00	2,622,123.98	3,805,135.36	4,146,695.68	5,652,136.72	16,226,091.74	2,184,008.51	4,141,911.77	3,739,106.33	4,562,327.49	14,627,354.10	0.00	908.26	1,598,737.64	0.00	
Other General Services	5021299099	0.00	350,000.00	350,000.00	0.00	350,000.00	0.00	350,000.00	0.00	41,000.00	0.00	216,500.00	257,500.00	0.00	41,000.00	0.00	201,500.00	242,500.00	0.00	92,500.00	15,000.00	0.00	
Repairs and Maintenance	5021300000	0.00	15,816,000.00	15,816,000.00	0.00	15,816,000.00	0.00	15,816,000.00	546,880.09	2,390,864.49	3,918,833.29	8,273,205.77	15,129,783.64	385,826.38	1,875,494.73	1,109,199.17	1,743,309.64	5,113,829.92	0.00	686,216.36	379,924.53	9,636,029.19	
Repairs and Maintenance - Buildings and Other	5021304001	0.00	900,000.00	900,000.00	0.00	900,000.00	0.00	900,000.00	36,659.75	21,927.50	170,696.95	287,275.53	516,559.73	36,659.75	21,927.50	152,742.45	77,896.43	289,226.13	0.00	383,440.27	0.00	227,333.60	
Buildings	5021304001	0.00	500,000.00	500,000.00	0.00	500,000.00	0.00	500,000.00	36,659.75	21,927.50	111,746.95	58,681.93	229,016.13	36,659.75	21,927.50	93,792.45	76,636.43	229,016.13	0.00	270,983.87	0.00	0.00	
Other Structures	5021304099	0.00	400,000.00	400,000.00	0.00	400,000.00	0.00	400,000.00	0.00	0.00	58,950.00	287,543.60	287,543.60	0.00	0.00	58,950.00	1,260.00	60,210.00	0.00	112,456.40	0.00	227,333.60	
Repairs and Maintenance - Machinery and	5021305000	0.00	10,806,000.00	10,806,000.00	0.00	10,806,000.00	0.00	10,806,000.00	14,772.80	507,860.00	3,154,240.35	6,868,144.06	10,545,017.21	14,772.80	32,170.00	384,752.50	458,726.32	890,421.62	0.00	260,982.79	245,900.00	9,408,695.59	
Machinery	5021305001	0.00	50,000.00	50,000.00	0.00	50,000.00	0.00	50,000.00	0.00	0.00	0.00	0.00	0.00	0.00	0.00	0.00	0.00	0.00	0.00	50,000.00	0.00	0.00	
Office Equipment	5021305002	0.00	645,000.00	645,000.00	0.00	645,000.00	0.00	645,000.00	7,766.00	313,830.00	73,882.00	245,522.00	641,000.00	7,766.00	11,590.00	374,092.50	83,001.50	476,450.00	0.00	4,000.00	164,550.00	0.00	
Information and Communication Technology	5021305003	0.00	80,000.00	80,000.00	0.00	80,000.00	0.00	80,000.00	7,008.80	4,480.00	8,760.00	56,800.00	77,046.80	7,008.80	4,480.00	8,760.00	0.00	20,246.80	0.00	2,953.20	56,800.00	0.00	
Medical Equipment	5021305011	0.00	1,000.00	1,000.00	0.00	1,000.00	0.00	1,000.00	0.00	200.00	0.00	0.00	200.00	0.00	200.00	0.00	0.00	200.00	0.00	800.00	0.00	0.00	
Technical and Scientific Equipment	5021305014	0.00	10,000,000.00	10,000,000.00	0.00	10,000,000.00	0.00	10,000,000.00	0.00	189,350.00	3,071,598.35	6,541,272.06	9,802,220.41	0.00	15,900.00	1,900.00	375,724.82	393,524.82	0.00	197,779.59	0.00	9,408,695.59	
Other Machinery and Equipment	5021305099	0.00	30,000.00	30,000.00	0.00	30,000.00	0.00	30,000.00	0.00	0.00	0.00	24,550.00	24,550.00	0.00	0.00	0.00	0.00	0.00	0.00	5,450.00	24,550.00	0.00	
Repairs and Maintenance - Transportation	5021306001	0.00	3,980,000.00	3,980,000.00	0.00	3,980,000.00	0.00	3,980,000.00	489,718.54	1,829,845.99	571,480.99	1,087,798.18	3,978,843.70	328,664.83	1,794,186.23	545,269.22	1,176,698.89	3,844,819.17	0.00	1,156.30	134,024.53	0.00	
Motor Vehicles	5021306001	0.00	3,980,000.00	3,980,000.00	0.00	3,980,000.00	0.00	3,980,000.00	489,718.54	1,829,845.99	571,480.99	1,087,798.18	3,978,843.70	328,664.83	1,794,186.23	545,269.22	1,176,698.89	3,844,819.17	0.00	1,156.30	134,024.53	0.00	
Repairs and Maintenance - Furniture and Fixtures	5021307000	0.00	50,000.00	50,000.00</																			


Department : Department of Health (DOH)
 Agency : Office of the Secretary
 Operating Unit : Food and Drug Administration
 Organization Code (UACS) : 13 001 0200001
 Fund Cluster : 03 Special Account - Locally Funded/Domestic Grants Fund
 (e.g. UACS Fund Cluster: 01-Regular Agency Fund, 02-Foreign Assisted Projects Fund, 03-Special Account-Locally Funded/Domestic Grants Fund, and 04-Special Account-Foreign Assisted/Foreign Grants Fund)

X	Current Year Appropriations
	Supplemental Appropriations
	Continuing Appropriations

Particulars	UACS CODE	Appropriations			Allotments					Obligations					Disbursements				Balances				
		Authorized Appropriations	Adjustments (Transfer To/From, Modifications/Augmentations)	Adjusted Appropriations	Allotments Received	Adjustments (Reductions, Modifications/Augmentations)	Transfer To	Transfer From	Adjusted Allotments	1st Quarter Ending March 31	2nd Quarter Ending June 30	3rd Quarter Ending Sept. 30	4th Quarter Ending Dec. 31	TOTAL	1st Quarter Ending March 31	2nd Quarter Ending June 30	3rd Quarter Ending Sept. 30	4th Quarter Ending Dec. 31	TOTAL	Unreleased Appropriations	Unobligated Allotments	Unpaid Obligations (15-20)=(23+24)	
1	2	3	4	5=(3+4)	6	7	8	9	10=[(6+(-)7)-8+9]	11	12	13	14	15=(11+12+13+14)	16	17	18	19	20=(16+17+18+19)	21=(5-10)	22=(10-15)	23	24
Repairs and Maintenance - Leased Assets		0.00	30,000.00	30,000.00	0.00	30,000.00	0.00	0.00	30,000.00	0.00	0.00	0.00	29,988.00	29,988.00	0.00	0.00	0.00	29,988.00	29,988.00	0.00	12.00	0.00	0.00
Other Leased Assets Improvements	5021309099	0.00	30,000.00	30,000.00	0.00	30,000.00	0.00	0.00	30,000.00	0.00	0.00	0.00	29,988.00	29,988.00	0.00	0.00	0.00	29,988.00	29,988.00	0.00	12.00	0.00	0.00
Repairs and Maintenance - Other Property, Plant		0.00	50,000.00	50,000.00	0.00	50,000.00	0.00	0.00	50,000.00	0.00	12,890.00	20,465.00	0.00	33,355.00	0.00	12,890.00	20,465.00	0.00	33,355.00	0.00	16,845.00	0.00	0.00
Other Property, Plant and Equipment	5021399099	0.00	50,000.00	50,000.00	0.00	50,000.00	0.00	0.00	50,000.00	0.00	12,890.00	20,465.00	0.00	33,355.00	0.00	12,890.00	20,465.00	0.00	33,355.00	0.00	16,845.00	0.00	0.00
Taxes, Insurance Premiums and Other Fees	5021500000	5,026,000.00	4,350,000.00	9,376,000.00	5,026,000.00	4,350,000.00	0.00	0.00	9,376,000.00	5,044,827.05	501,397.38	301,018.31	2,952,410.48	8,799,653.22	5,034,079.82	484,961.65	299,283.07	2,845,093.73	8,663,418.27	0.00	576,346.78	136,234.95	0.00
Taxes, Duties and Licenses	5021501001	344,000.00	150,000.00	494,000.00	344,000.00	150,000.00	0.00	0.00	494,000.00	34,255.33	406,964.38	39,364.79	11,297.00	491,881.50	23,874.36	402,341.48	29,532.79	11,347.00	467,095.63	0.00	2,118.50	24,785.87	0.00
Fidelity Bond Premiums	5021502000	265,000.00	200,000.00	465,000.00	265,000.00	200,000.00	0.00	0.00	465,000.00	100,788.13	2,941.38	90,093.75	255,848.53	449,671.79	100,688.13	2,941.38	90,093.75	255,511.03	449,234.29	0.00	15,328.21	437.50	0.00
Insurance Expenses	5021503000	4,417,000.00	4,000,000.00	8,417,000.00	4,417,000.00	4,000,000.00	0.00	0.00	8,417,000.00	4,909,783.59	91,491.62	171,559.77	2,685,264.95	7,858,099.93	4,909,517.33	79,678.79	179,656.53	2,578,235.70	7,747,088.35	0.00	558,900.07	111,011.58	0.00
Other Maintenance and Operating Expenses	5029900000	133,795,000.00	10,039,000.00	143,834,000.00	133,795,000.00	10,039,000.00	0.00	0.00	143,834,000.00	4,185,032.69	6,293,513.98	7,392,707.64	57,627,739.90	75,498,994.21	3,442,953.36	3,682,234.58	8,033,366.91	49,378,205.26	64,536,760.11	0.00	68,335,005.79	10,962,234.10	0.00
Advertising Expenses	5029901000	8,034,000.00	(4,000,000.00)	4,034,000.00	8,034,000.00	(4,000,000.00)	0.00	0.00	4,034,000.00	232,327.20	93,139.20	595,879.20	463,202.88	1,384,548.48	217,806.75	103,396.65	240,295.65	705,605.25	1,267,104.30	0.00	2,649,451.52	117,444.18	0.00
Printing and Publication Expenses	5029902000	1,000,000.00	0.00	1,000,000.00	1,000,000.00	0.00	0.00	1,000,000.00	0.00	0.00	0.00	0.00	0.00	0.00	0.00	0.00	0.00	0.00	0.00	0.00	1,000,000.00	0.00	0.00
Representation Expenses	5029903000	2,604,000.00	0.00	2,604,000.00	2,604,000.00	0.00	0.00	2,604,000.00	0.00	70,460.00	42,216.00	1,625,223.75	1,737,899.75	1,737,899.75	0.00	66,192.00	3,206.00	362,879.75	432,277.75	0.00	866,100.25	1,305,622.00	0.00
Transportation and Delivery Expenses	5029904000	0.00	50,000.00	50,000.00	0.00	50,000.00	0.00	0.00	50,000.00	0.00	3,262.50	22,542.00	12,047.50	37,852.00	0.00	3,262.50	22,542.00	6,205.00	32,009.50	0.00	12,148.00	5,842.50	0.00
Rent/Lease Expenses	5029905000	55,119,000.00	(7,706,000.00)	47,413,000.00	55,119,000.00	(7,706,000.00)	0.00	0.00	47,413,000.00	3,126,142.96	4,528,400.44	5,066,226.83	9,495,123.05	22,215,893.28	2,450,280.84	2,779,878.10	5,377,423.49	5,864,264.28	16,471,846.71	0.00	25,197,106.72	5,744,046.57	0.00
Rents - Building and Structures	5029905001	55,119,000.00	(17,806,000.00)	37,313,000.00	55,119,000.00	(17,806,000.00)	0.00	0.00	37,313,000.00	2,507,873.62	3,366,022.70	4,138,750.08	8,877,680.88	18,890,327.26	1,833,100.50	2,779,878.10	4,235,205.72	4,738,117.70	13,586,302.02	0.00	18,422,672.72	5,304,025.26	0.00
Rents - Motor Vehicles	5029905003	0.00	600,000.00	600,000.00	0.00	600,000.00	0.00	0.00	600,000.00	0.00	0.00	423,123.75	79,300.00	502,423.75	0.00	0.00	83,623.75	243,831.25	327,455.00	0.00	97,576.25	174,968.75	0.00
Rents - Equipment	5029905004	0.00	9,500,000.00	9,500,000.00	0.00	9,500,000.00	0.00	0.00	9,500,000.00	618,269.34	1,162,377.74	504,353.00	538,142.17	2,823,142.25	617,180.34	0.00	1,058,594.02	882,315.33	2,558,089.69	0.00	6,676,857.75	265,052.56	0.00
Subscription Expenses	5029907000	67,038,000.00	14,445,000.00	81,483,000.00	67,038,000.00	14,445,000.00	0.00	0.00	81,483,000.00	395,604.82	26,702.71	0.00	43,906,563.66	44,328,871.19	392,686.03	26,929.55	0.00	40,119,976.76	40,539,592.34	0.00	37,154,128.81	3,789,278.85	0.00
ICT Software Subscription	5029907001	0.00	40,745,000.00	40,745,000.00	0.00	40,745,000.00	0.00	0.00	40,745,000.00	0.00	0.00	0.00	40,118,426.76	40,118,426.76	0.00	0.00	0.00	40,118,426.76	40,118,426.76	0.00	626,573.24	0.00	0.00
Cloud Computing Service	5029907003	0.00	5,000,000.00	5,000,000.00	0.00	5,000,000.00	0.00	0.00	5,000,000.00	0.00	0.00	0.00	3,615,132.50	3,615,132.50	0.00	0.00	0.00	0.00	0.00	0.00	1,384,867.50	3,615,132.50	0.00
Other Subscription Expenses	5029907099	67,038,000.00	(31,300,000.00)	35,738,000.00	67,038,000.00	(31,300,000.00)	0.00	0.00	35,738,000.00	395,604.82	26,702.71	0.00	173,004.40	595,311.93	392,686.03	26,929.55	0.00	1,550.00	421,165.58	0.00	35,142,688.07	174,146.35	0.00
Other Maintenance and Operating Expenses	5029999000	0.00	7,250,000.00	7,250,000.00	0.00	7,250,000.00	0.00	0.00	7,250,000.00	430,957.71	1,571,549.13	1,665,843.61	2,125,579.06	5,793,929.51	382,179.74	702,575.78	2,389,899.77	2,319,274.22	5,793,929.51	0.00	1,456,070.49	0.00	0.00
Property, Plant and Equipment Outlay	5060400000	40,570,000.00	0.00	40,570,000.00	40,570,000.00	0.00	0.00	0.00	40,570,000.00	0.00	0.00	0.00	160,000.00	160,000.00	0.00	0.00	0.00	0.00	0.00	0.00	40,410,000.00	0.00	160,000.00
Buildings and Other Structures	5060400001	40,570,000.00	(160,000.00)	40,410,000.00	40,570,000.00	(160,000.00)	0.00	0.00	40,410,000.00	0.00	0.00	0.00	0.00	0.00	0.00	0.00	0.00	0.00	0.00	0.00	40,410,000.00	0.00	0.00
Buildings	5060404001	40,570,000.00	(160,000.00)	40,410,000.00	40,570,000.00	(160,000.00)	0.00	0.00	40,410,000.00	0.00	0.00	0.00	0.00	0.00	0.00	0.00	0.00	0.00	0.00	0.00	40,410,000.00	0.00	0.00
Machinery and Equipment Outlay	5060405000	0.00	160,000.00	160,000.00	0.00	160,000.00	0.00	0.00	160,000.00	0.00	0.00	0.00	160,000.00	160,000.00	0.00	0.00	0.00	0.00	0.00	0.00	0.00	0.00	0.00
Office Equipment	5060405002	0.00	160,000.00	160,000.00	0.00	160,000.00	0.00	0.00	160,000.00	0.00	0.00	0.00	160,000.00	160,000.00	0.00	0.00	0.00	0.00	0.00	0.00	0.00	0.00	160,000.00
GRAND TOTAL		586,238,000.00	0.00	586,238,000.00	586,238,000.00	0.00	0.00	0.00	586,238,000.00	51,988,251.10	68,697,189.46	79,473,856.25	239,663,794.37	440,023,091.18	47,618,554.85	59,842,221.01	70,927,295.26	196,825,981.40	375,214,052.52	0.00	146,214,908.82	32,796,268.43	32,012,770.23

Certified Correct:

RODERICK C. MATEO
 Chief Administrative Officer
 Date: 24 January 2023

Certified Correct:

MA. VICTORIA F. CALZADO
 Chief Accountant
 Date: 24 January 2023

Recommending Approval:

ATTY. RONALD R. DE VEYRA, MBA, CESO II
 Deputy Director General-Internal Management
 Date: 24 January 2023

Approved By:

DR. SAMUEL A. ZACATE
 Director General
 Date: 24 January 2023