

ANNEX A

Procedure on the Use of the Link.BizPortal Payment Gateway System

A. How to pay using the Link.BizPortal

1. Visit the Application Status page of the FDA eServices Portal and enter the Reference Number.


The screenshot shows the FDA eServices Portal interface. The breadcrumb trail is: Home / Applications / License to Operate / Drug / Status. The page title is "Application Status". A progress indicator shows three steps: 1. Reference Number (active), 2. Verification Code, and 3. Application Status. A blue instruction box says: "Enter the reference number indicated in your application." Below this, there is a "Reference Number" input field with a placeholder "e.g. FDA-108300008234" and a "Submit" button.

2. A Verification Code shall be sent to the registered email address.

The screenshot shows the FDA eServices Portal interface. The breadcrumb trail is: Home / Applications / License to Operate / Drug / Status. The page title is "Application Status for FDA-3000000237016". A progress indicator shows three steps: 1. Reference Number, 2. Verification Code (active), and 3. Application Status. A blue instruction box says: "A verification code has been sent to your email. Please check your email and enter the verification code." Below this, there is a "Verification Code" input field and a "Resend Verification Code" button. A "Submit" button is also present.

3. Click the  logo to proceed with the payment.

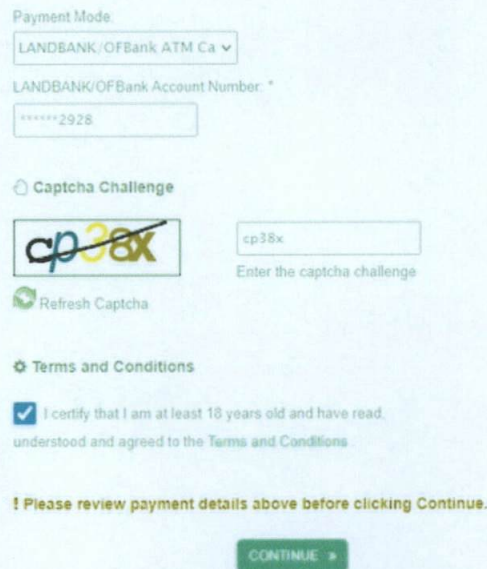
The screenshot shows the FDA eServices Portal interface. The breadcrumb trail is: Home / Applications / License to Operate / Drug / Status. The page title is "Application Status for FDA-3000000035463". A progress indicator shows three steps: 1. Reference Number, 2. Verification Code, and 3. Application Status (active). Below the progress indicator is a table with the following data:

Steps	Activity	Timestamp	Action
1	APPLICATION	19 December 2022 09:53:59	Application Details
Payonline via:			
2	PRE-ASSESSMENT	19 December 2022 09:54:51	
Payonline via:			
3	PAYMENT	Pending	
Payonline via: 			

4. The system shall redirect to the LandBank Link Biz Portal page. Details of the application for payment are auto-filled.



5. Fill out the Transaction Form. Choose a Payment Mode, input the Bank Account Number and enter the correct CAPTCHA challenge code. Click the check box to agree with the Terms and Conditions then click Continue.




6. The system shall redirect to the ATM PIN Authentication. Enter the correct One-Time-Password (OTP) sent through your registered Mobile Number/Email Address and your JAI, then click your PIN on the PIN pad. Click Submit to proceed.



Application Number	FDA-3000000037502
Business Name	TEST
Mobile Number	09123456789
Email Address	test@test.com
Amount Due	PHP 10,100.00
LBP Fee	PHP 7.00
TOTAL AMOUNT	PHP 10,107.00

To authorize this transaction, please enter your One-Time-Password (OTP) sent through your registered Mobile Number/Email Address and your JAI, then click your PIN on the PIN pad

Account Number *****2928
Email *****@mallinator.com
Mobile *****2315
One-Time-Password:
JAI:



SUBMIT

CANCEL

How to find your JAI

To locate your Account Number & Joint Account Indicator (JAI) in your ATM Card, [click here](#).

Default JAI value for LVDC Accounts is '0'.

7. The receipt shall appear for successful payments. Receipts can be printed by clicking the Print button.

LANDBANK **Overseas Filipino Bank**

Home Merchant Security Forms Terms & Conditions Data Privacy Statement FAQ

Home > Merchants > Transactions > Details > PIN Authentication > Receipt

Receipt

FOOD AND DRUG ADMINISTRATION FDA AUTHORIZATION FEE

You have **SUCCESSFULLY** paid FDA Authorization Fee to **Food and Drug Administration** with the following details:

Application Number	FTA-300000037502
Business Name	TEST
Mobile Number	09123456789
Email Address	test@test.com
Amount Due	PHP 10,100.00
LBP Fee	PHP 7.00
TOTAL AMOUNT	PHP 10,107.00
Reference Number	1766 01132023 248591
Date and Time	2023-01-13 15:08:11
Confirmation No.	00009132023150811135

PRINT BACK TO HOME

8. After successful payment, the system will return to the FDA eServices Portal and shall indicate that the payment has been posted and is already pending on the next step/activity.

FDA eServices Portal Home Applications FAQs

Home / Applications / License to Operate / Drug / Status

Application Status

1 Reference Number 2 Verification Code 3 Application Status

Steps	Activity	Timestamp	Action
1	APPLICATION	09 January 2023 15:01:53	Application Details
2	PRE-ASSESSMENT	09 January 2023 15:01:53	
3	PAYMENT	13 January 2023 15:08:28	
4	CHECKING	Pending	