

STATEMENT OF APPROPRIATIONS, ALLOTMENTS, OBLIGATIONS, DISBURSEMENTS AND BALANCES
As at the Quarter Ending June 30, 2023

Department : Department of Health (DOH)
 Agency/Entity : Office of the Secretary
 Operating Unit : Food and Drug Administration
 Organization Code (UACS) : 13 001 0200001
 Fund Cluster : 01 - Regular Agency Fund
 (e.g. UACS Fund Cluster: 01-Regular Agency Fund, 02-Foreign Assisted Projects Fund, 03-Special Account-Locally Funded/Domestic Grants Fund, and 04-Special Account-Foreign Assisted/Foreign Grants Fund)

X	Current Year Appropriations
	Supplemental Appropriations
	Continuing Appropriations

Particulars	UACS CODE	Appropriations					Allotments				Current Year Obligations				Current Year Disbursements					Balances			
		Authorized Appropriations	Adjustments (Transfer To/From, Modifications/Augmentations)	Adjusted Appropriations	Allotments Received	Adjustments (Reductions, Modifications/Augmentations)	Transfer To	Transfer From	Adjusted Total Allotments	1st Quarter Ending March 31	2nd Quarter Ending June 30	3rd Quarter Ending September 30	4th Quarter Ending December 31	Total	1st Quarter Ending March 31	2nd Quarter Ending June 30	3rd Quarter Ending September 30	4th Quarter Ending December 31	Total	Unreleased Appropriations	Unobligated Allotments	Unpaid Obligations(15-20)=(23+24)	
																						Due and Demandable	Not Yet Due and Demandable
1	2	3	4	5=(3+4)	6	7	8	9	10=[(6+(-)7)-8+9]	11	12	13	14	15=(11+12+13+14)	16	17	18	19	20=(16+17+18+19)	21	22	23	24
I. Agency Specific Budget		431,339,000.00	6,083,251.73	437,422,251.73	431,339,000.00	0.00	0.00	6,083,251.73	437,422,251.73	130,832,719.46	166,229,991.41	0.00	0.00	297,062,710.87	117,690,841.66	144,358,100.52	0.00	0.00	262,048,942.18	0.00	140,359,540.86	35,013,768.69	0.00
General Administration and Support	1000000000000000	0.00	6,083,251.73	6,083,251.73	0.00	0.00	0.00	6,083,251.73	6,083,251.73	1,283,259.02	3,646,131.09	0.00	0.00	4,929,390.11	440,128.56	4,272,158.51	0.00	0.00	4,712,287.07	0.00	1,153,861.62	217,103.04	0.00
Administration of Personnel Benefits	100000100002000	0.00	6,083,251.73	6,083,251.73	0.00	0.00	0.00	6,083,251.73	6,083,251.73	1,283,259.02	3,646,131.09	0.00	0.00	4,929,390.11	440,128.56	4,272,158.51	0.00	0.00	4,712,287.07	0.00	1,153,861.62	217,103.04	0.00
PS		0.00	6,083,251.73	6,083,251.73	0.00	0.00	0.00	6,083,251.73	6,083,251.73	1,283,259.02	3,646,131.09	0.00	0.00	4,929,390.11	440,128.56	4,272,158.51	0.00	0.00	4,712,287.07	0.00	1,153,861.62	217,103.04	0.00
Sub-Total, General Administration and Support		0.00	6,083,251.73	6,083,251.73	0.00	0.00	0.00	6,083,251.73	6,083,251.73	1,283,259.02	3,646,131.09	0.00	0.00	4,929,390.11	440,128.56	4,272,158.51	0.00	0.00	4,712,287.07	0.00	1,153,861.62	217,103.04	0.00
PS		0.00	6,083,251.73	6,083,251.73	0.00	0.00	0.00	6,083,251.73	6,083,251.73	1,283,259.02	3,646,131.09	0.00	0.00	4,929,390.11	440,128.56	4,272,158.51	0.00	0.00	4,712,287.07	0.00	1,153,861.62	217,103.04	0.00
MOOE		0.00	0.00	0.00	0.00	0.00	0.00	0.00	0.00	0.00	0.00	0.00	0.00	0.00	0.00	0.00	0.00	0.00	0.00	0.00	0.00	0.00	0.00
FinEx (if Applicable)		0.00	0.00	0.00	0.00	0.00	0.00	0.00	0.00	0.00	0.00	0.00	0.00	0.00	0.00	0.00	0.00	0.00	0.00	0.00	0.00	0.00	0.00
CO		0.00	0.00	0.00	0.00	0.00	0.00	0.00	0.00	0.00	0.00	0.00	0.00	0.00	0.00	0.00	0.00	0.00	0.00	0.00	0.00	0.00	0.00
Operations	3000000000000000	431,339,000.00	0.00	431,339,000.00	431,339,000.00	0.00	0.00	0.00	431,339,000.00	129,549,460.44	162,583,860.32	0.00	0.00	292,133,320.76	117,250,713.10	140,085,942.01	0.00	0.00	257,336,655.11	0.00	139,205,679.24	34,796,665.65	0.00
OO : Access to safe and quality health commodities, devices and facilities ensured		431,339,000.00	0.00	431,339,000.00	431,339,000.00	0.00	0.00	0.00	431,339,000.00	129,549,460.44	162,583,860.32	0.00	0.00	292,133,320.76	117,250,713.10	140,085,942.01	0.00	0.00	257,336,655.11	0.00	139,205,679.24	34,796,665.65	0.00
HEALTH REGULATORY PROGRAM		431,339,000.00	0.00	431,339,000.00	431,339,000.00	0.00	0.00	0.00	431,339,000.00	129,549,460.44	162,583,860.32	0.00	0.00	292,133,320.76	117,250,713.10	140,085,942.01	0.00	0.00	257,336,655.11	0.00	139,205,679.24	34,796,665.65	0.00
CONSUMER HEALTH AND WELFARE SUB-PROGRAM		431,339,000.00	0.00	431,339,000.00	431,339,000.00	0.00	0.00	0.00	431,339,000.00	129,549,460.44	162,583,860.32	0.00	0.00	292,133,320.76	117,250,713.10	140,085,942.01	0.00	0.00	257,336,655.11	0.00	139,205,679.24	34,796,665.65	0.00
Regulation of Health Establishments and Products	330102100001000	431,339,000.00	0.00	431,339,000.00	431,339,000.00	0.00	0.00	0.00	431,339,000.00	129,549,460.44	162,583,860.32	0.00	0.00	292,133,320.76	117,250,713.10	140,085,942.01	0.00	0.00	257,336,655.11	0.00	139,205,679.24	34,796,665.65	0.00
PS		431,339,000.00	0.00	431,339,000.00	431,339,000.00	0.00	0.00	0.00	431,339,000.00	129,549,460.44	162,583,860.32	0.00	0.00	292,133,320.76	117,250,713.10	140,085,942.01	0.00	0.00	257,336,655.11	0.00	139,205,679.24	34,796,665.65	0.00
Sub-Total, Operations		431,339,000.00	0.00	431,339,000.00	431,339,000.00	0.00	0.00	0.00	431,339,000.00	129,549,460.44	162,583,860.32	0.00	0.00	292,133,320.76	117,250,713.10	140,085,942.01	0.00	0.00	257,336,655.11	0.00	139,205,679.24	34,796,665.65	0.00
PS		431,339,000.00	0.00	431,339,000.00	431,339,000.00	0.00	0.00	0.00	431,339,000.00	129,549,460.44	162,583,860.32	0.00	0.00	292,133,320.76	117,250,713.10	140,085,942.01	0.00	0.00	257,336,655.11	0.00	139,205,679.24	34,796,665.65	0.00
MOOE		0.00	0.00	0.00	0.00	0.00	0.00	0.00	0.00	0.00	0.00	0.00	0.00	0.00	0.00	0.00	0.00	0.00	0.00	0.00	0.00	0.00	0.00
FinEx (if Applicable)		0.00	0.00	0.00	0.00	0.00	0.00	0.00	0.00	0.00	0.00	0.00	0.00	0.00	0.00	0.00	0.00	0.00	0.00	0.00	0.00	0.00	0.00
CO		0.00	0.00	0.00	0.00	0.00	0.00	0.00	0.00	0.00	0.00	0.00	0.00	0.00	0.00	0.00	0.00	0.00	0.00	0.00	0.00	0.00	0.00
Sub-Total, I. Agency Specific Budget		431,339,000.00	6,083,251.73	437,422,251.73	431,339,000.00	0.00	0.00	6,083,251.73	437,422,251.73	130,832,719.46	166,229,991.41	0.00	0.00	297,062,710.87	117,690,841.66	144,358,100.52	0.00	0.00	262,048,942.18	0.00	140,359,540.86	35,013,768.69	0.00
PS		431,339,000.00	6,083,251.73	437,422,251.73	431,339,000.00	0.00	0.00	6,083,251.73	437,422,251.73	130,832,719.46	166,229,991.41	0.00	0.00	297,062,710.87	117,690,841.66	144,358,100.52	0.00	0.00	262,048,942.18	0.00	140,359,540.86	35,013,768.69	0.00
MOOE		0.00	0.00	0.00	0.00	0.00	0.00	0.00	0.00	0.00	0.00	0.00	0.00	0.00	0.00	0.00	0.00	0.00	0.00	0.00	0.00	0.00	0.00
FinEx (if Applicable)		0.00	0.00	0.00	0.00	0.00	0.00	0.00	0.00	0.00	0.00	0.00	0.00	0.00	0.00	0.00	0.00	0.00	0.00	0.00	0.00	0.00	0.00
CO		0.00	0.00	0.00	0.00	0.00	0.00	0.00	0.00	0.00	0.00	0.00	0.00	0.00	0.00	0.00	0.00	0.00	0.00	0.00	0.00	0.00	0.00
II. Automatic Appropriations		38,332,000.00	0.00	38,332,000.00	38,332,000.00	0.00	0.00	0.00	38,332,000.00	10,253,177.11	11,155,530.82	0.00	0.00	21,408,707.93	6,843,516.91	14,565,191.02	0.00	0.00	21,408,707.93	0.00	16,923,292.07	0.00	0.00
Specific Budgets of National Government Agencies		38,332,000.00	0.00	38,332,000.00	38,332,000.00	0.00	0.00	0.00	38,332,000.00	10,253,177.11	11,155,530.82	0.00	0.00	21,408,707.93	6,843,516.91	14,565,191.02	0.00	0.00	21,408,707.93	0.00	16,923,292.07	0.00	0.00
Retirement and Life Insurance Premiums		38,332,000.00	0.00	38,332,000.00	38,332,000.00	0.00	0.00	0.00	38,332,000.00	10,253,177.11	11,155,530.82	0.00	0.00	21,408,707.93	6,843,516.91	14,565,191.02	0.00	0.00	21,408,707.93	0.00	16,923,292.07	0.00	0.00
PS		38,332,000.00	0.00	38,332,000.00	38,332,000.00	0.00	0.00	0.00	38,332,000.00	10,253,177.11	11,155,530.82	0.00	0.00	21,408,707.93	6,843,516.91	14,565,191.02	0.00	0.00	21,408,707.93	0.00	16,923,292.07	0.00	0.00

Department : Department of Health (DOH)
 Agency/Entity : Office of the Secretary
 Operating Unit : Food and Drug Administration
 Organization Code (UACS) : 13 001 0200001
 Fund Cluster : 01 - Regular Agency Fund


X	Current Year Appropriations
	Supplemental Appropriations
	Continuing Appropriations


(e.g. UACS Fund Cluster: 01-Regular Agency Fund, 02-Foreign Assisted Projects Fund, 03-Special Account-Locally Funded/Domestic Grants Fund, and 04-Special Account-Foreign Assisted/Foreign Grants Fund)


Particulars	UACS CODE	Appropriations					Allotments			Current Year Obligations				Current Year Disbursements					Balances				
		Authorized Appropriations	Adjustments (Transfer To/From, Modifications/Augmentations)	Adjusted Appropriations	Allotments Received	Adjustments (Reductions, Modifications/Augmentations)	Transfer To	Transfer From	Adjusted Total Allotments	1st Quarter Ending March 31	2nd Quarter Ending June 30	3rd Quarter Ending September 30	4th Quarter Ending December 31	Total	1st Quarter Ending March 31	2nd Quarter Ending June 30	3rd Quarter Ending September 30	4th Quarter Ending December 31	Total	Unreleased Appropriations	Unobligated Allotments	Unpaid Obligations(15-20)=(23+24)	
																						Due and Demandable	Not Yet Due and Demandable
1	2	3	4	5=(3+4)	6	7	8	9	10=[(6+(-)7)-8+9]	11	12	13	14	15=(11+12+13+14)	16	17	18	19	20=(16+17+18+19)	21	22	23	24
Sub-total II. Automatic Appropriations		38,332,000.00	0.00	38,332,000.00	38,332,000.00	0.00	0.00	0.00	38,332,000.00	10,253,177.11	11,155,530.82	0.00	0.00	21,408,707.93	6,843,516.91	14,565,191.02	0.00	0.00	21,408,707.93	0.00	16,923,292.07	0.00	0.00
PS		38,332,000.00	0.00	38,332,000.00	38,332,000.00	0.00	0.00	0.00	38,332,000.00	10,253,177.11	11,155,530.82	0.00	0.00	21,408,707.93	6,843,516.91	14,565,191.02	0.00	0.00	21,408,707.93	0.00	16,923,292.07	0.00	0.00
MOOE		0.00	0.00	0.00	0.00	0.00	0.00	0.00	0.00	0.00	0.00	0.00	0.00	0.00	0.00	0.00	0.00	0.00	0.00	0.00	0.00	0.00	0.00
FinEx		0.00	0.00	0.00	0.00	0.00	0.00	0.00	0.00	0.00	0.00	0.00	0.00	0.00	0.00	0.00	0.00	0.00	0.00	0.00	0.00	0.00	0.00
CO		0.00	0.00	0.00	0.00	0.00	0.00	0.00	0.00	0.00	0.00	0.00	0.00	0.00	0.00	0.00	0.00	0.00	0.00	0.00	0.00	0.00	0.00
III. Special Purpose Fund		0.00	410,000.00	410,000.00	0.00	0.00	0.00	410,000.00	410,000.00	0.00	410,000.00	0.00	0.00	410,000.00	0.00	410,000.00	0.00	0.00	410,000.00	0.00	0.00	0.00	0.00
Miscellaneous Personnel Benefits Fund		0.00	410,000.00	410,000.00	0.00	0.00	0.00	410,000.00	410,000.00	0.00	410,000.00	0.00	0.00	410,000.00	0.00	410,000.00	0.00	0.00	410,000.00	0.00	0.00	0.00	0.00
MOOE		0.00	410,000.00	410,000.00	0.00	0.00	0.00	410,000.00	410,000.00	0.00	410,000.00	0.00	0.00	410,000.00	0.00	410,000.00	0.00	0.00	410,000.00	0.00	0.00	0.00	0.00
Sub-Total III. Special Purpose Fund		0.00	410,000.00	410,000.00	0.00	0.00	0.00	410,000.00	410,000.00	0.00	410,000.00	0.00	0.00	410,000.00	0.00	410,000.00	0.00	0.00	410,000.00	0.00	0.00	0.00	0.00
PS		0.00	0.00	0.00	0.00	0.00	0.00	0.00	0.00	0.00	0.00	0.00	0.00	0.00	0.00	0.00	0.00	0.00	0.00	0.00	0.00	0.00	0.00
MOOE		0.00	410,000.00	410,000.00	0.00	0.00	0.00	410,000.00	410,000.00	0.00	410,000.00	0.00	0.00	410,000.00	0.00	410,000.00	0.00	0.00	410,000.00	0.00	0.00	0.00	0.00
FinEx		0.00	0.00	0.00	0.00	0.00	0.00	0.00	0.00	0.00	0.00	0.00	0.00	0.00	0.00	0.00	0.00	0.00	0.00	0.00	0.00	0.00	0.00
CO		0.00	0.00	0.00	0.00	0.00	0.00	0.00	0.00	0.00	0.00	0.00	0.00	0.00	0.00	0.00	0.00	0.00	0.00	0.00	0.00	0.00	0.00
IV. Reversion of the Unobligated Allotments charged against R.A. Nos. 11465 and 11494		0.00	0.00	0.00	0.00	0.00	0.00	0.00	0.00	0.00	0.00	0.00	0.00	0.00	0.00	0.00	0.00	0.00	0.00	0.00	0.00	0.00	0.00
GRAND TOTAL		469,671,000.00	6,493,251.73	476,164,251.73	469,671,000.00	0.00	0.00	6,493,251.73	476,164,251.73	141,085,896.57	177,795,522.23	0.00	0.00	318,881,418.80	124,534,358.57	159,333,291.54	0.00	0.00	283,867,650.11	0.00	157,282,832.93	35,013,768.69	0.00
PS		469,671,000.00	6,083,251.73	475,754,251.73	469,671,000.00	0.00	0.00	6,083,251.73	475,754,251.73	141,085,896.57	177,385,522.23	0.00	0.00	318,471,418.80	124,534,358.57	158,923,291.54	0.00	0.00	283,457,650.11	0.00	157,282,832.93	35,013,768.69	0.00
MOOE		0.00	410,000.00	410,000.00	0.00	0.00	0.00	410,000.00	410,000.00	0.00	410,000.00	0.00	0.00	410,000.00	0.00	410,000.00	0.00	0.00	410,000.00	0.00	0.00	0.00	0.00
Recapitulation by OO:																							
I. Agency Specific Budget		431,339,000.00	0.00	431,339,000.00	431,339,000.00	0.00	0.00	0.00	431,339,000.00	129,549,460.44	162,583,860.32	0.00	0.00	292,133,320.76	117,250,713.10	140,085,942.01	0.00	0.00	257,336,655.11	0.00	139,205,679.24	34,796,665.65	0.00
HEALTH REGULATORY PROGRAM		431,339,000.00	0.00	431,339,000.00	431,339,000.00	0.00	0.00	0.00	431,339,000.00	129,549,460.44	162,583,860.32	0.00	0.00	292,133,320.76	117,250,713.10	140,085,942.01	0.00	0.00	257,336,655.11	0.00	139,205,679.24	34,796,665.65	0.00

Certified Correct:

RODERICK C. MATEO
 Chief Administrative Officer
 Date: 14 July 2023

Certified Correct:

MA. VICTORIA F. CALZADO
 Chief Accountant
 Date: 14 July 2023

Recommending Approval By:

ATTY. RONALD R. DE VEYRA, MBA, CESO II
 Deputy Director General-Internal Management
 Date: 14 July 2023

Approved By:

DR. SAMUEL A. ZACATE
 Director General
 Date: 14 July 2023