

MONTHLY REPORT OF DISBURSEMENTS
For the month of August 2023

Department: Department of Health (DOH)
 Agency: Office of the Secretary
 Operating Unit: Food and Drug Administration
 Organization Code: 13 001 0200001
 Fund Cluster: 01 Regular Agency Fund


Particulars	Current Year Budget					Prior Year's Budget											Trust Liabilities				Grand Total					Remarks							
	PS	MOOE	FinEx	CO	TOTAL	Prior Year's Accounts Payable					Current Year's Accounts Payable					TOTAL	SUB-TOTAL	PS	MOOE	CO	TOTAL	PS	MOOE	FinEx	CO		TOTAL						
						PS	MOOE	FinEx	CO	Sub-Total	PS	MOOE	FinEx	CO	Sub-Total																		
						7	8	9	10	11=(7+8+9+10)	12	13	14	15	16=(12+13+14+15)													17=(11+16)	18=(9+17)	19	20	21	22=(19+20+21)
CASH DISBURSEMENTS	40,900,701.85	0.00	0.00	0.00	40,900,701.85	0.00	0.00	0.00	0.00	0.00	0.00	0.00	0.00	0.00	0.00	0.00	40,900,701.85	0.00	0.00	0.00	0.00	40,900,701.85	0.00	0.00	0.00	0.00	40,900,701.85	0.00	0.00	0.00	0.00	40,900,701.85	
Notice of Cash Allocation (NCA)	40,900,701.85	0.00	0.00	0.00	40,900,701.85	0.00	0.00	0.00	0.00	0.00	0.00	0.00	0.00	0.00	0.00	0.00	40,900,701.85	0.00	0.00	0.00	0.00	40,900,701.85	0.00	0.00	0.00	0.00	40,900,701.85	0.00	0.00	0.00	0.00	40,900,701.85	
MDS Checks Issued	1,975,632.69	0.00	0.00	0.00	1,975,632.69	0.00	0.00	0.00	0.00	0.00	0.00	0.00	0.00	0.00	0.00	0.00	1,975,632.69	0.00	0.00	0.00	0.00	1,975,632.69	0.00	0.00	0.00	0.00	1,975,632.69	0.00	0.00	0.00	0.00	1,975,632.69	
Advice to Debit Account	38,925,069.16	0.00	0.00	0.00	38,925,069.16	0.00	0.00	0.00	0.00	0.00	0.00	0.00	0.00	0.00	0.00	0.00	38,925,069.16	0.00	0.00	0.00	0.00	38,925,069.16	0.00	0.00	0.00	0.00	38,925,069.16	0.00	0.00	0.00	0.00	38,925,069.16	
Notice of Transfer Allocations (NTA)	0.00	0.00	0.00	0.00	0.00	0.00	0.00	0.00	0.00	0.00	0.00	0.00	0.00	0.00	0.00	0.00	0.00	0.00	0.00	0.00	0.00	0.00	0.00	0.00	0.00	0.00	0.00	0.00	0.00	0.00	0.00	0.00	0.00
MDS Checks Issued	0.00	0.00	0.00	0.00	0.00	0.00	0.00	0.00	0.00	0.00	0.00	0.00	0.00	0.00	0.00	0.00	0.00	0.00	0.00	0.00	0.00	0.00	0.00	0.00	0.00	0.00	0.00	0.00	0.00	0.00	0.00	0.00	0.00
Advice to Debit Account	0.00	0.00	0.00	0.00	0.00	0.00	0.00	0.00	0.00	0.00	0.00	0.00	0.00	0.00	0.00	0.00	0.00	0.00	0.00	0.00	0.00	0.00	0.00	0.00	0.00	0.00	0.00	0.00	0.00	0.00	0.00	0.00	0.00
Working Fund for FAPs	0.00	0.00	0.00	0.00	0.00	0.00	0.00	0.00	0.00	0.00	0.00	0.00	0.00	0.00	0.00	0.00	0.00	0.00	0.00	0.00	0.00	0.00	0.00	0.00	0.00	0.00	0.00	0.00	0.00	0.00	0.00	0.00	0.00
Cash Disbursement Ceiling (CDC)	0.00	0.00	0.00	0.00	0.00	0.00	0.00	0.00	0.00	0.00	0.00	0.00	0.00	0.00	0.00	0.00	0.00	0.00	0.00	0.00	0.00	0.00	0.00	0.00	0.00	0.00	0.00	0.00	0.00	0.00	0.00	0.00	0.00
TOTAL CASH DISBURSEMENTS	40,900,701.85	0.00	0.00	0.00	40,900,701.85	0.00	0.00	0.00	0.00	0.00	0.00	0.00	0.00	0.00	0.00	0.00	40,900,701.85	0.00	0.00	0.00	0.00	40,900,701.85	0.00	0.00	0.00	0.00	40,900,701.85	0.00	0.00	0.00	0.00	40,900,701.85	
NON-CASH DISBURSEMENTS	3,734,801.59	0.00	0.00	0.00	3,734,801.59	0.00	0.00	0.00	0.00	0.00	0.00	0.00	0.00	0.00	0.00	0.00	3,734,801.59	0.00	0.00	0.00	0.00	3,734,801.59	0.00	0.00	0.00	0.00	3,734,801.59	0.00	0.00	0.00	0.00	3,734,801.59	
Tax Remittance Advances Issued (TRA)	3,734,801.59	0.00	0.00	0.00	3,734,801.59	0.00	0.00	0.00	0.00	0.00	0.00	0.00	0.00	0.00	0.00	0.00	3,734,801.59	0.00	0.00	0.00	0.00	3,734,801.59	0.00	0.00	0.00	0.00	3,734,801.59	0.00	0.00	0.00	0.00	3,734,801.59	
Non-Cash Availment Authority (NCAA)	0.00	0.00	0.00	0.00	0.00	0.00	0.00	0.00	0.00	0.00	0.00	0.00	0.00	0.00	0.00	0.00	0.00	0.00	0.00	0.00	0.00	0.00	0.00	0.00	0.00	0.00	0.00	0.00	0.00	0.00	0.00	0.00	
Disbursements effected through outright deductions from claims (please specify)	0.00	0.00	0.00	0.00	0.00	0.00	0.00	0.00	0.00	0.00	0.00	0.00	0.00	0.00	0.00	0.00	0.00	0.00	0.00	0.00	0.00	0.00	0.00	0.00	0.00	0.00	0.00	0.00	0.00	0.00	0.00	0.00	
Overpayment of expenses (e.g. personnel benefits)	0.00	0.00	0.00	0.00	0.00	0.00	0.00	0.00	0.00	0.00	0.00	0.00	0.00	0.00	0.00	0.00	0.00	0.00	0.00	0.00	0.00	0.00	0.00	0.00	0.00	0.00	0.00	0.00	0.00	0.00	0.00	0.00	0.00
Restitution for loss of government property	0.00	0.00	0.00	0.00	0.00	0.00	0.00	0.00	0.00	0.00	0.00	0.00	0.00	0.00	0.00	0.00	0.00	0.00	0.00	0.00	0.00	0.00	0.00	0.00	0.00	0.00	0.00	0.00	0.00	0.00	0.00	0.00	0.00
Liquidated damages and similar claims	0.00	0.00	0.00	0.00	0.00	0.00	0.00	0.00	0.00	0.00	0.00	0.00	0.00	0.00	0.00	0.00	0.00	0.00	0.00	0.00	0.00	0.00	0.00	0.00	0.00	0.00	0.00	0.00	0.00	0.00	0.00	0.00	0.00
Others (TEF, BTr, Documentary Stamp Tax, etc.)	0.00	0.00	0.00	0.00	0.00	0.00	0.00	0.00	0.00	0.00	0.00	0.00	0.00	0.00	0.00	0.00	0.00	0.00	0.00	0.00	0.00	0.00	0.00	0.00	0.00	0.00	0.00	0.00	0.00	0.00	0.00	0.00	0.00
TOTAL NON-CASH DISBURSEMENTS	3,734,801.59	0.00	0.00	0.00	3,734,801.59	0.00	0.00	0.00	0.00	0.00	0.00	0.00	0.00	0.00	0.00	0.00	3,734,801.59	0.00	0.00	0.00	0.00	3,734,801.59	0.00	0.00	0.00	0.00	3,734,801.59	0.00	0.00	0.00	0.00	3,734,801.59	
GRAND TOTAL	44,635,503.44	0.00	0.00	0.00	44,635,503.44	0.00	0.00	0.00	0.00	0.00	0.00	0.00	0.00	0.00	0.00	0.00	44,635,503.44	0.00	0.00	0.00	0.00	44,635,503.44	0.00	0.00	0.00	0.00	44,635,503.44	0.00	0.00	0.00	0.00	44,635,503.44	

SUMMARY


Particulars	Previous Report	This Month	As at Date
(1)	(2)	(3)	(4)
Total Disbursement Authorities Received	0.00	0.00	0.00
NCA	308,059,942.50	32,308,018.00	340,367,960.50
NTA	13,337,615.15	0.00	13,337,615.15
Working Fund	0.00	0.00	-
TRA	31,972,949.70	3,734,801.59	35,707,751.29
CDC	0.00	0.00	0.00
NCAA	0.00	0.00	0.00
Less: Notice of Transfer of Allocations (NTA)* issued	0.00	0.00	0.00
Total Disbursement Authorities Available	353,370,507.35	36,042,819.59	389,413,326.94
Less:	0.00	0.00	0.00
Lapsed NCA	0.00	0.00	0.00
Disbursements	271,185,291.55	44,635,503.44	315,820,794.99
Less: Other Non-Cash Disbursements	0.00	0.00	0.00
Disbursements effected through outright deductions from claims	0.00	0.00	0.00
Overpayment of expenses (e.g. personnel benefits)	0.00	0.00	0.00
Restitution for loss of government property	0.00	0.00	0.00
Liquidated damages and similar claims	0.00	0.00	0.00
Others (e.g. TEF, BTr, Docs Stamp, etc.)	0.00	0.00	0.00
Add/Less: Adjustments (e.g. cancelled/staled checks)	0.00	0.00	0.00
Balance of Disbursement Authorities as at date	36,986,769.16	-8,592,683.85	28,394,085.31
Total Disbursements Program	316,253,512.46	36,042,819.59	352,296,332.05
Less: *Actual Disbursements	279,266,743.30	44,635,503.44	323,902,246.74
(Over)/Under spending	36,986,769.16	-8,592,683.85	28,394,085.31

Notes: * The use of NTA is discouraged
 Notes: ** Amounts should tally with the grand total disbursement (column 27).


Certified Correct:


 MA. VICTORIA E. CALZADO
 Chief Accountant
 Date:

Recommending Approval:


 ATTY. RONALD R. DE VEYRA, MBA, CESO II
 Deputy Director General - Internal Management
 Date:

Approved By:


 DR. SAMUEL A. ZAGATE
 Director General
 Date: