

MONTHLY REPORT OF DISBURSEMENTS

For the month of July 2023

Department: Department of Health (DOH)
 Agency: Office of the Secretary
 Operating Unit: Food and Drug Administration
 Organization Code: 13 001 0200001
 Fund Cluster: 03 Special Account - Locally Funded/Domestic Grants Fund


Particulars	Current Year Budget					Prior Year's Budget										Trust Liabilities					Grand Total					Remarks		
	PS	MOOE	FinEx	CO	TOTAL	Prior Year's Accounts Payable					Current Year's Accounts Payable					TOTAL	SUB-TOTAL	PS	MOOE	CO	TOTAL	PS	MOOE	FinEx	CO		TOTAL	
						PS	MOOE	FinEx	CO	Sub-Total	PS	MOOE	FinEx	CO	Sub-Total													19
1	2	3	4	5	6=(2+3+4+5)	7	8	9	10	11=(7+8+9+10)	12	13	14	15	16=(12+13+14+15)	17=(11+16)	18=(6+17)	19	20	21	22=(19+20+21)	23=(2+7+12+19)	24=(3+8+13+20)	25=(4+9+14)	26=(5+10+15+21)	27=(23+24+25+26)	28	
CASH DISBURSEMENTS	0.00	29,825,700.10	0.00	0.00	29,825,700.10	0.00	0.00	0.00	0.00	0.00	0.00	0.00	0.00	0.00	0.00	0.00	29,825,700.10	0.00	0.00	0.00	0.00	0.00	29,825,700.10	0.00	0.00	0.00	0.00	29,825,700.10
Notice of Cash Allocation (NCA)	0.00	18,633,700.10	0.00	0.00	18,633,700.10	0.00	0.00	0.00	0.00	0.00	0.00	0.00	0.00	0.00	0.00	0.00	18,633,700.10	0.00	0.00	0.00	0.00	0.00	18,633,700.10	0.00	0.00	0.00	0.00	18,633,700.10
MDS Checks Issued	0.00	475,149.62	0.00	0.00	475,149.62	0.00	0.00	0.00	0.00	0.00	0.00	0.00	0.00	0.00	0.00	0.00	475,149.62	0.00	0.00	0.00	0.00	0.00	475,149.62	0.00	0.00	0.00	0.00	475,149.62
Advice to Debit Account	0.00	18,158,550.48	0.00	0.00	18,158,550.48	0.00	0.00	0.00	0.00	0.00	0.00	0.00	0.00	0.00	0.00	0.00	18,158,550.48	0.00	0.00	0.00	0.00	0.00	18,158,550.48	0.00	0.00	0.00	0.00	18,158,550.48
Notice of Transfer Allocations (NTA)	0.00	11,192,000.00	0.00	0.00	11,192,000.00	0.00	0.00	0.00	0.00	0.00	0.00	0.00	0.00	0.00	0.00	0.00	11,192,000.00	0.00	0.00	0.00	0.00	0.00	11,192,000.00	0.00	0.00	0.00	0.00	11,192,000.00
MDS Checks Issued	0.00	0.00	0.00	0.00	0.00	0.00	0.00	0.00	0.00	0.00	0.00	0.00	0.00	0.00	0.00	0.00	0.00	0.00	0.00	0.00	0.00	0.00	0.00	0.00	0.00	0.00	0.00	0.00
Advice to Debit Account	0.00	11,192,000.00	0.00	0.00	11,192,000.00	0.00	0.00	0.00	0.00	0.00	0.00	0.00	0.00	0.00	0.00	0.00	11,192,000.00	0.00	0.00	0.00	0.00	0.00	11,192,000.00	0.00	0.00	0.00	0.00	11,192,000.00
Working Fund for FAPs	0.00	0.00	0.00	0.00	0.00	0.00	0.00	0.00	0.00	0.00	0.00	0.00	0.00	0.00	0.00	0.00	0.00	0.00	0.00	0.00	0.00	0.00	0.00	0.00	0.00	0.00	0.00	0.00
Cash Disbursement Ceiling (CDC)	0.00	0.00	0.00	0.00	0.00	0.00	0.00	0.00	0.00	0.00	0.00	0.00	0.00	0.00	0.00	0.00	0.00	0.00	0.00	0.00	0.00	0.00	0.00	0.00	0.00	0.00	0.00	0.00
CASH DISBURSEMENTS	0.00	29,825,700.10	0.00	0.00	29,825,700.10	0.00	0.00	0.00	0.00	0.00	0.00	0.00	0.00	0.00	0.00	0.00	29,825,700.10	0.00	0.00	0.00	0.00	0.00	29,825,700.10	0.00	0.00	0.00	0.00	29,825,700.10
NON-CASH DISBURSEMENTS	0.00	2,082,341.21	0.00	0.00	2,082,341.21	0.00	0.00	0.00	0.00	0.00	0.00	0.00	0.00	0.00	0.00	0.00	2,082,341.21	0.00	0.00	0.00	0.00	0.00	2,082,341.21	0.00	0.00	0.00	0.00	2,082,341.21
Tax Remittance Advices Issued (TRA)	0.00	2,082,341.21	0.00	0.00	2,082,341.21	0.00	0.00	0.00	0.00	0.00	0.00	0.00	0.00	0.00	0.00	0.00	2,082,341.21	0.00	0.00	0.00	0.00	0.00	2,082,341.21	0.00	0.00	0.00	0.00	2,082,341.21
Non-Cash Availment Authority (NCAA)	0.00	0.00	0.00	0.00	0.00	0.00	0.00	0.00	0.00	0.00	0.00	0.00	0.00	0.00	0.00	0.00	0.00	0.00	0.00	0.00	0.00	0.00	0.00	0.00	0.00	0.00	0.00	0.00
Disbursements effected through outright deductions from claims (please specify)	0.00	0.00	0.00	0.00	0.00	0.00	0.00	0.00	0.00	0.00	0.00	0.00	0.00	0.00	0.00	0.00	0.00	0.00	0.00	0.00	0.00	0.00	0.00	0.00	0.00	0.00	0.00	0.00
Overpayment of expenses(e.g. personnel benefits)	0.00	0.00	0.00	0.00	0.00	0.00	0.00	0.00	0.00	0.00	0.00	0.00	0.00	0.00	0.00	0.00	0.00	0.00	0.00	0.00	0.00	0.00	0.00	0.00	0.00	0.00	0.00	0.00
Restitution for loss of government property	0.00	0.00	0.00	0.00	0.00	0.00	0.00	0.00	0.00	0.00	0.00	0.00	0.00	0.00	0.00	0.00	0.00	0.00	0.00	0.00	0.00	0.00	0.00	0.00	0.00	0.00	0.00	0.00
Liquidated damages and similar claims	0.00	0.00	0.00	0.00	0.00	0.00	0.00	0.00	0.00	0.00	0.00	0.00	0.00	0.00	0.00	0.00	0.00	0.00	0.00	0.00	0.00	0.00	0.00	0.00	0.00	0.00	0.00	0.00
Others(TEF, BTr-Documetary Stamp Tax, etc.)	0.00	0.00	0.00	0.00	0.00	0.00	0.00	0.00	0.00	0.00	0.00	0.00	0.00	0.00	0.00	0.00	0.00	0.00	0.00	0.00	0.00	0.00	0.00	0.00	0.00	0.00	0.00	0.00
TOTAL NON-CASH DISBURSEMENTS	0.00	2,082,341.21	0.00	0.00	2,082,341.21	0.00	0.00	0.00	0.00	0.00	0.00	0.00	0.00	0.00	0.00	0.00	2,082,341.21	0.00	0.00	0.00	0.00	0.00	2,082,341.21	0.00	0.00	0.00	0.00	2,082,341.21
GRAND TOTAL	0.00	31,908,041.31	0.00	0.00	31,908,041.31	0.00	0.00	0.00	0.00	0.00	0.00	0.00	0.00	0.00	0.00	0.00	31,908,041.31	0.00	0.00	0.00	0.00	0.00	31,908,041.31	0.00	0.00	0.00	0.00	31,908,041.31

SUMMARY


Particulars (1)	Previous Report (2)	This Month (3)	As at Date (4)
Total Disbursement Authorities Received	0.00	0.00	0.00
NCA	313,679,000.00	32,711,000.00	346,390,000.00
NTA	0.00	0.00	0.00
Working Fund	0.00	0.00	0.00
TRA	3,132,722.18	2,082,341.21	5,215,063.39
CDC	0.00	0.00	0.00
NCAA	0.00	0.00	0.00
Less: Notice of Transfer of Allocations (NTA)* issued	-62,336,110.00	-11,192,000.00	-73,528,110.00
Total Disbursement Authorities Available	254,475,612.18	23,601,341.21	278,076,953.39
Less:	0.00	0.00	0.00
nd NCA	0.00	0.00	0.00
bursements	153,797,786.13	31,908,041.31	185,705,827.44
Less: Other Non-Cash Disbursements	0.00	0.00	0.00
Disbursements effected through outright deductions from claims	0.00	0.00	0.00
Overpayment of expenses(e.g. personnel benefits)	0.00	0.00	0.00
Restitution for loss of government property	0.00	0.00	0.00
Liquidated damages and similar claims	0.00	0.00	0.00
Others (e.g. TEF, BTr, Docs Stamp, etc.)	0.00	0.00	0.00
Add/Less: Adjustments (e.g. cancelled/staled checks)	0.00	0.00	0.00
Balance of Disbursement Authorities as at date	127,311,826.05	-8,306,700.10	119,005,125.95
Total Disbursements Program	281,109,612.18	23,601,341.21	304,710,953.39
Less: *Actual Disbursements	153,797,786.13	31,908,041.31	185,705,827.44
(Over)/Under spending	127,311,826.05	-8,306,700.10	119,005,125.95

Notes: * The use of NTA is discouraged
 Notes: ** Amounts should tally with the grand total disbursement (column 27).


Certified Correct:


 MA. VICTORIA F. CALZADO
 Chief Accountant
 Date:

Recommending Approval:


 ATTY. RONALD R. DE VEYRA, MBA, CESO II
 Deputy Director General - Internal Management
 Date:

Approved By:


 DR. SAMUEL A. ZACATE
 Director General
 Date: