

STATEMENT OF APPROPRIATIONS, ALLOTMENTS, OBLIGATIONS, DISBURSEMENTS AND BALANCES
As at the Quarter Ending September 30, 2023

Department : Department of Health (DOH)
Agency/Entity : Office of the Secretary
Operating Unit : Food and Drug Administration
Organization Code (UACS) : 13 001 0200001
Fund Cluster : 01 - Regular Agency Fund

X Current Year Appropriations
Supplemental Appropriations
Continuing Appropriations

(e.g. UACS Fund Cluster: 01-Regular Agency Fund, 02-Foreign Assisted Projects Fund, 03-Special Account-Locally Funded/Domestic Grants Fund, and 04-Special Account-Foreign Assisted/Foreign Grants Fund)

Table with columns: Particulars, UACS CODE, Appropriations, Allotments, Current Year Obligations, Current Year Disbursements, Balances. Includes sub-totals for Agency Specific Budget and Automatic Appropriations.

Department : Department of Health (DOH)
 Agency/Entity : Office of the Secretary
 Operating Unit : Food and Drug Administration
 Organization Code (UACS) : 13 001 0200001
 Fund Cluster : 01 - Regular Agency Fund


X	Current Year Appropriations
	Supplemental Appropriations
	Continuing Appropriations


(e.g. UACS Fund Cluster: 01-Regular Agency Fund, 02-Foreign Assisted Projects Fund, 03-Special Account-Locally Funded/Domestic Grants Fund, and 04-Special Account-Foreign Assisted/Foreign Grants Fund)


Particulars	UACS CODE	Appropriations					Allotments			Current Year Obligations				Current Year Disbursements					Balances				
		Authorized Appropriations	Adjustments (Transfer To/From, Modifications/ Augmentations)	Adjusted Appropriations	Allotments Received	Adjustments (Reductions, Modifications/ Augmentations)	Transfer To	Transfer From	Adjusted Allotments	1st Quarter Ending March 31	2nd Quarter Ending June 30	3rd Quarter Ending September 30	4th Quarter Ending December 31	Total	1st Quarter Ending March 31	2nd Quarter Ending June 30	3rd Quarter Ending September 30	4th Quarter Ending December 31	Total	Unreleased Appropriations	Unobligated Allotments	Unpaid Obligations (15-20)=(23+24)	
																						Due and Demandable	Not Yet Due and Demandable
1	2	3	4	5=(3+4)	6	7	8	9	10=[(6+(-)7)-8+9]	11	12	13	14	15=(11+12+13+14)	16	17	18	19	20=(16+17+18+19)	21	22	23	24
Sub-total II. Automatic Appropriations		38,332,000.00	0.00	38,332,000.00	38,332,000.00	0.00	0.00	0.00	38,332,000.00	10,253,177.11	11,155,530.82	11,222,996.06	0.00	32,631,703.99	6,843,516.91	14,565,191.02	7,463,106.86	0.00	28,871,814.79	0.00	5,700,296.01	3,759,889.20	0.00
PS		38,332,000.00	0.00	38,332,000.00	38,332,000.00	0.00	0.00	0.00	38,332,000.00	10,253,177.11	11,155,530.82	11,222,996.06	0.00	32,631,703.99	6,843,516.91	14,565,191.02	7,463,106.86	0.00	28,871,814.79	0.00	5,700,296.01	3,759,889.20	0.00
MOOE		0.00	0.00	0.00	0.00	0.00	0.00	0.00	0.00	0.00	0.00	0.00	0.00	0.00	0.00	0.00	0.00	0.00	0.00	0.00	0.00	0.00	0.00
FinEx		0.00	0.00	0.00	0.00	0.00	0.00	0.00	0.00	0.00	0.00	0.00	0.00	0.00	0.00	0.00	0.00	0.00	0.00	0.00	0.00	0.00	0.00
CO		0.00	0.00	0.00	0.00	0.00	0.00	0.00	0.00	0.00	0.00	0.00	0.00	0.00	0.00	0.00	0.00	0.00	0.00	0.00	0.00	0.00	0.00
III. Special Purpose Fund		0.00	1,020,018.00	1,020,018.00	0.00	610,018.00	0.00	410,000.00	1,020,018.00	0.00	410,000.00	610,017.61	0.00	1,020,017.61	0.00	410,000.00	610,017.61	0.00	1,020,017.61	0.00	0.39	0.00	0.00
Miscellaneous Personnel Benefits Fund		0.00	410,000.00	410,000.00	0.00	0.00	0.00	410,000.00	410,000.00	0.00	410,000.00	0.00	0.00	410,000.00	0.00	410,000.00	0.00	0.00	410,000.00	0.00	0.00	0.00	0.00
MOOE		0.00	410,000.00	410,000.00	0.00	0.00	0.00	410,000.00	410,000.00	0.00	410,000.00	0.00	0.00	410,000.00	0.00	410,000.00	0.00	0.00	410,000.00	0.00	0.00	0.00	0.00
Pension and Gratuity Fund		0.00	610,018.00	610,018.00	0.00	610,018.00	0.00	0.00	610,018.00	0.00	0.00	610,017.61	0.00	610,017.61	0.00	0.00	610,017.61	0.00	610,017.61	0.00	0.39	0.00	0.00
PS		0.00	610,018.00	610,018.00	0.00	610,018.00	0.00	0.00	610,018.00	0.00	0.00	610,017.61	0.00	610,017.61	0.00	0.00	610,017.61	0.00	610,017.61	0.00	0.39	0.00	0.00
Sub-Total III. Special Purpose Fund		0.00	1,020,018.00	1,020,018.00	0.00	610,018.00	0.00	410,000.00	1,020,018.00	0.00	410,000.00	610,017.61	0.00	1,020,017.61	0.00	410,000.00	610,017.61	0.00	1,020,017.61	0.00	0.39	0.00	0.00
PS		0.00	610,018.00	610,018.00	0.00	610,018.00	0.00	0.00	610,018.00	0.00	0.00	610,017.61	0.00	610,017.61	0.00	0.00	610,017.61	0.00	610,017.61	0.00	0.39	0.00	0.00
MOOE		0.00	410,000.00	410,000.00	0.00	0.00	0.00	410,000.00	410,000.00	0.00	410,000.00	0.00	0.00	410,000.00	0.00	410,000.00	0.00	0.00	410,000.00	0.00	0.00	0.00	0.00
FinEx		0.00	0.00	0.00	0.00	0.00	0.00	0.00	0.00	0.00	0.00	0.00	0.00	0.00	0.00	0.00	0.00	0.00	0.00	0.00	0.00	0.00	0.00
CO		0.00	0.00	0.00	0.00	0.00	0.00	0.00	0.00	0.00	0.00	0.00	0.00	0.00	0.00	0.00	0.00	0.00	0.00	0.00	0.00	0.00	0.00
IV. Reversion of the Unobligated Allotments charged against R.A. Nos. 11465 and 11494		0.00	0.00	0.00	0.00	0.00	0.00	0.00	0.00	0.00	0.00	0.00	0.00	0.00	0.00	0.00	0.00	0.00	0.00	0.00	0.00	0.00	0.00
GRAND TOTAL		469,671,000.00	81,616,496.73	551,287,496.73	469,671,000.00	610,018.00	0.00	81,006,478.73	551,287,496.73	141,085,896.57	177,795,522.23	151,444,822.33	0.00	470,326,241.13	124,534,358.57	159,333,291.54	133,846,860.45	0.00	417,714,510.56	0.00	80,961,255.60	52,611,730.57	0.00
PS		469,671,000.00	81,206,496.73	550,877,496.73	469,671,000.00	610,018.00	0.00	80,596,478.73	550,877,496.73	141,085,896.57	177,385,522.23	151,444,822.33	0.00	469,916,241.13	124,534,358.57	158,923,291.54	133,846,860.45	0.00	417,304,510.56	0.00	80,961,255.60	52,611,730.57	0.00
MOOE		0.00	410,000.00	410,000.00	0.00	0.00	0.00	410,000.00	410,000.00	0.00	410,000.00	0.00	0.00	410,000.00	0.00	410,000.00	0.00	0.00	410,000.00	0.00	0.00	0.00	0.00
Recapitulation by OO:																							
I. Agency Specific Budget		431,339,000.00	610,018.00	431,949,018.00	431,339,000.00	610,018.00	0.00	0.00	431,949,018.00	129,549,460.44	162,583,860.32	102,322,150.79	0.00	394,455,471.55	117,250,713.10	140,085,942.01	96,770,675.68	0.00	354,107,330.79	0.00	37,493,546.45	40,348,140.76	0.00
HEALTH REGULATORY PROGRAM		431,339,000.00	610,018.00	431,949,018.00	431,339,000.00	610,018.00	0.00	0.00	431,949,018.00	129,549,460.44	162,583,860.32	102,322,150.79	0.00	394,455,471.55	117,250,713.10	140,085,942.01	96,770,675.68	0.00	354,107,330.79	0.00	37,493,546.45	40,348,140.76	0.00

Certified Correct:

 RODERICK C. MATEO
 Chief Administrative Officer
 Date: 19 October 2023

Certified Correct:

 MA VICTORIA F. CALZADO
 Chief Accountant
 Date: 19 October 2023

Recommending Approval By:

 ATTY. RONALD R. DE VEYRA, MBA, CESO II
 Deputy Director General-Internal Management
 Date: 19 October 2023

Approved By:

 DR. SAMUEL A. ZACATE
 Director General
 Date: 19 October 2023