

SUMMARY OF APPROPRIATIONS, ALLOTMENTS, OBLIGATIONS, DISBURSEMENTS AND BALANCES BY OBJECT OF EXPENDITURES
As at the Quarter Ending September 30, 2023

Department : Department of Health (DOH)
 Agency/Entity : Office of the Secretary
 Operating Unit : Food and Drug Administration
 Organization Code (UACS) : 13 001 0200001
 Fund Cluster : 01 - Regular Agency Fund
 (e.g. UACS Fund Cluster: 01-Regular Agency Fund, 02-Foreign Assisted Projects Fund, 03-Special Account-Locally Funded/Domestic Grants Fund, and 04-Special Account-Foreign Assisted/Foreign Grants Fund)


X	Current Year Appropriations
	Supplemental Appropriations
	Continuing Appropriations


Particulars	UACS CODE	Appropriations					Allotments			Obligations					Disbursements					Balances				
		Authorized Appropriations	Adjustments (Transfer To/From, Modifications/Augmentations)	Adjusted Appropriations	Allotments Received	Adjustments (Reductions, Modifications/Augmentations)	Transfer To	Transfer From	Adjusted Allotments	1st Quarter Ending March 31	2nd Quarter Ending June 30	3rd Quarter Ending September 30	4th Quarter Ending December 31	Total	1st Quarter Ending March 31	2nd Quarter Ending June 30	3rd Quarter Ending September 30	4th Quarter Ending December 31	Total	Unreleased Appropriations	Unobligated Allotments	Unpaid Obligations (15-20)=(23+24)		
																						Due and Demandable	Not Yet Due and Demandable	
1	2	3	4	5=(3+4)	6	7	8	9	10=[(6+(-)7)-8+9]	11	12	13	14	15=(11+12+13+14)	16	17	18	19	20=(16+17+18+19)	21=(5-10)	22=(10-15)	23	24	
SUMMARY		469,671,000.00	81,616,496.73	551,287,496.73	469,671,000.00	610,018.00	0.00	81,006,478.73	551,287,496.73	141,085,896.57	177,795,522.23	151,444,822.33	0.00	470,326,241.13	124,534,358.57	159,333,291.54	133,846,860.45	0.00	417,714,510.56	0.00	80,961,255.60	52,611,730.57	0.00	
A. AGENCY SPECIFIC BUDGET		431,339,000.00	80,596,478.73	511,935,478.73	431,339,000.00	0.00	0.00	80,596,478.73	511,935,478.73	130,832,719.46	166,229,991.41	139,611,808.66	0.00	436,674,519.53	117,690,841.66	144,358,100.52	125,773,735.98	0.00	387,822,678.16	0.00	75,260,959.20	48,851,841.37	0.00	
Personnel Services		431,339,000.00	80,596,478.73	511,935,478.73	431,339,000.00	0.00	0.00	80,596,478.73	511,935,478.73	130,832,719.46	166,229,991.41	139,611,808.66	0.00	436,674,519.53	117,690,841.66	144,358,100.52	125,773,735.98	0.00	387,822,678.16	0.00	75,260,959.20	48,851,841.37	0.00	
Salaries and Wages		319,429,000.00	(40,385,724.43)	279,043,275.57	319,429,000.00	(40,385,724.43)	0.00	0.00	279,043,275.57	90,285,894.95	94,094,968.18	94,662,412.44	0.00	279,043,275.57	81,231,336.02	70,950,351.74	88,912,734.02	0.00	241,094,421.78	0.00	0.00	37,948,853.79	0.00	
Salaries and Wages - Regular	5010101000	319,429,000.00	(40,385,724.43)	279,043,275.57	319,429,000.00	(40,385,724.43)	0.00	0.00	279,043,275.57	90,285,894.95	94,094,968.18	94,662,412.44	0.00	279,043,275.57	81,231,336.02	70,950,351.74	88,912,734.02	0.00	241,094,421.78	0.00	0.00	37,948,853.79	0.00	
Basic Salary - Civilian	5010101001	319,429,000.00	(40,385,724.43)	279,043,275.57	319,429,000.00	(40,385,724.43)	0.00	0.00	279,043,275.57	90,285,894.95	94,094,968.18	94,662,412.44	0.00	279,043,275.57	81,231,336.02	70,950,351.74	88,912,734.02	0.00	241,094,421.78	0.00	0.00	37,948,853.79	0.00	
Other Compensation		102,513,000.00	78,405,200.68	180,918,200.68	102,513,000.00	78,405,200.68	0.00	0.00	180,918,200.68	36,930,085.99	65,895,002.81	42,625,923.58	0.00	145,451,012.38	35,147,640.76	65,089,466.35	35,142,173.02	0.00	135,379,280.13	0.00	35,467,188.30	10,071,732.25	0.00	
Personal Economic Relief Allowance (PERA)	5010201000	15,744,000.00	0.00	15,744,000.00	15,744,000.00	0.00	0.00	0.00	15,744,000.00	4,377,818.58	4,479,547.34	4,537,837.68	0.00	13,395,203.60	4,361,654.95	4,473,450.15	4,547,752.77	0.00	13,382,857.87	0.00	2,348,796.40	12,345.73	0.00	
PERA - Civilian	5010201001	15,744,000.00	0.00	15,744,000.00	15,744,000.00	0.00	0.00	0.00	15,744,000.00	4,377,818.58	4,479,547.34	4,537,837.68	0.00	13,395,203.60	4,361,654.95	4,473,450.15	4,547,752.77	0.00	13,382,857.87	0.00	2,348,796.40	12,345.73	0.00	
Representation Allowance (RA)	5010202000	972,000.00	1,279,000.00	2,251,000.00	972,000.00	1,279,000.00	0.00	0.00	2,251,000.00	747,000.00	747,000.00	757,000.00	0.00	2,251,000.00	747,000.00	747,000.00	757,000.00	0.00	2,251,000.00	0.00	0.00	0.00	0.00	
Transportation Allowance (TA)	5010203000	672,000.00	729,500.00	1,401,500.00	672,000.00	729,500.00	0.00	0.00	1,401,500.00	472,500.00	465,000.00	464,000.00	0.00	1,401,500.00	472,500.00	465,000.00	464,000.00	0.00	1,401,500.00	0.00	0.00	0.00	0.00	
Transportation Allowance (TA) - Civilian	5010203001	672,000.00	729,500.00	1,401,500.00	672,000.00	729,500.00	0.00	0.00	1,401,500.00	472,500.00	465,000.00	464,000.00	0.00	1,401,500.00	472,500.00	465,000.00	464,000.00	0.00	1,401,500.00	0.00	0.00	0.00	0.00	
Clothing/Uniform Allowance	5010204000	3,936,000.00	438,000.00	4,374,000.00	3,936,000.00	438,000.00	0.00	0.00	4,374,000.00	4,230,000.00	36,000.00	108,000.00	0.00	4,374,000.00	4,230,000.00	0.00	144,000.00	0.00	4,374,000.00	0.00	0.00	0.00	0.00	
Clothing/Uniform Allowance - Civilian	5010204001	3,936,000.00	438,000.00	4,374,000.00	3,936,000.00	438,000.00	0.00	0.00	4,374,000.00	4,230,000.00	36,000.00	108,000.00	0.00	4,374,000.00	4,230,000.00	0.00	144,000.00	0.00	4,374,000.00	0.00	0.00	0.00	0.00	
Subsistence Allowance (SA)	5010205000	0.00	6,258,180.00	6,258,180.00	0.00	6,258,180.00	0.00	0.00	6,258,180.00	2,050,350.00	2,023,800.00	2,184,030.00	0.00	6,258,180.00	1,279,637.00	2,668,208.00	2,001,836.95	0.00	5,949,681.95	0.00	0.00	308,498.05	0.00	
Subsistence Allowance - Magna Carta for Public Health Workers under R.A. 7305	5010205003	0.00	6,258,180.00	6,258,180.00	0.00	6,258,180.00	0.00	0.00	6,258,180.00	2,050,350.00	2,023,800.00	2,184,030.00	0.00	6,258,180.00	1,279,637.00	2,668,208.00	2,001,836.95	0.00	5,949,681.95	0.00	0.00	308,498.05	0.00	
Laundry Allowance (LA)	5010206000	0.00	942,291.13	942,291.13	0.00	942,291.13	0.00	0.00	942,291.13	303,688.41	316,553.72	322,049.00	0.00	942,291.13	302,515.68	316,035.57	322,758.10	0.00	941,309.35	0.00	0.00	981.78	0.00	
Laundry Allowance - Magna Carta Benefits for Public Health Workers under R.A. 7305	5010206004	0.00	942,291.13	942,291.13	0.00	942,291.13	0.00	0.00	942,291.13	303,688.41	316,553.72	322,049.00	0.00	942,291.13	302,515.68	316,035.57	322,758.10	0.00	941,309.35	0.00	0.00	981.78	0.00	
Hazard Pay (HP)	5010211000	21,391,000.00	37,277,560.25	58,668,560.25	21,391,000.00	37,277,560.25	0.00	0.00	58,668,560.25	19,021,547.28	19,807,414.80	19,839,598.17	0.00	58,668,560.25	18,309,039.59	19,438,825.64	19,887,894.38	0.00	57,635,759.61	0.00	0.00	1,032,800.64	0.00	
HP - Magna Carta Benefits for Public Health Workers under R.A. 7305	5010211005	21,391,000.00	37,277,560.25	58,668,560.25	21,391,000.00	37,277,560.25	0.00	0.00	58,668,560.25	19,021,547.28	19,807,414.80	19,839,598.17	0.00	58,668,560.25	18,309,039.59	19,438,825.64	19,887,894.38	0.00	57,635,759.61	0.00	0.00	1,032,800.64	0.00	
Longevity Pay (LP)	5010212000	0.00	17,687,996.46	17,687,996.46	0.00	17,687,996.46	0.00	0.00	17,687,996.46	5,722,566.54	5,993,102.48	5,972,327.44	0.00	17,687,996.46	5,445,293.54	4,960,717.96	6,844,878.91	0.00	17,250,890.41	0.00	0.00	437,106.05	0.00	
Longevity Pay - Magna Carta Benefits for Public Health Workers under R.A. 7305	5010212004	0.00	17,687,996.46	17,687,996.46	0.00	17,687,996.46	0.00	0.00	17,687,996.46	5,722,566.54	5,993,102.48	5,972,327.44	0.00	17,687,996.46	5,445,293.54	4,960,717.96	6,844,878.91	0.00	17,250,890.41	0.00	0.00	437,106.05	0.00	
Overtime and Night Pay	5010213000	0.00	50,932.84	50,932.84	0.00	50,932.84	0.00	0.00	50,932.84	4,615.18	29,188.47	17,129.19	0.00	50,932.84	0.00	22,833.03	28,099.81	0.00	50,932.84	0.00	0.00	0.00	0.00	
Overtime Pay	5010213001	0.00	50,932.84	50,932.84	0.00	50,932.84	0.00	0.00	50,932.84	4,615.18	29,188.47	17,129.19	0.00	50,932.84	0.00	22,833.03	28,099.81	0.00	50,932.84	0.00	0.00	0.00	0.00	
Year End Bonus	5010214000	26,619,000.00	0.00	26,619,000.00	26,619,000.00	0.00	0.00	0.00	26,619,000.00	0.00	0.00	53,608.10	0.00	53,608.10	0.00	0.00	53,608.10	0.00	53,608.10	0.00	26,565,391.90	0.00	0.00	
Bonus - Civilian	5010214001	26,619,000.00	0.00	26,619,000.00	26,619,000.00	0.00	0.00	0.00	26,619,000.00	0.00	0.00	53,608.10	0.00	53,608.10	0.00	0.00	53,608.10	0.00	53,608.10	0.00	26,565,391.90	0.00	0.00	
Cash Gift	5010215000	3,280,000.00	0.00	3,280,000.00	3,280,000.00	0.00	0.00	0.00	3,280,000.00	0.00	0.00	7,000.00	0.00	7,000.00	0.00	0.00	7,000.00	0.00	7,000.00	0.00	3,273,000.00	0.00	0.00	
Cash Gift - Civilian	5010215001	3,280,000.00	0.00	3,280,000.00	3,280,000.00	0.00	0.00	0.00	3,280,000.00	0.00	0.00	7,000.00	0.00	7,000.00	0.00	0.00	7,000.00	0.00	7,000.00	0.00	3,273,000.00	0.00	0.00	
Mid-Year Bonus - Civilian	5010216000	26,619,000.00	3,388,740.00	30,007,740.00	26,619,000.00	3,388,740.00	0.00	0.00	30,007,740.00	0.00	29,924,396.00	83,344.00	0.00	30,007,740.00	0.00	29,924,396.00	83,344.00	0.00	30,007,740.00	0.00	0.00	0.00	0.00	
Mid-Year Bonus - Civilian	5010216001	26,619,000.00	3,388,740.00	30,007,740.00	26,619,000.00	3,388,740.00	0.00	0.00	30,007,740.00	0.00	29,924,396.00	83,344.00	0.00	30,007,740.00	0.00	29,924,396.00	83,344.00	0.00	30,007,740.00	0.00	0.00	0.00	0.00	


Department : Department of Health (DOH)
 Agency/Entity : Office of the Secretary
 Operating Unit : Food and Drug Administration
 Organization Code (UACS) : 13 001 0200001
 Fund Cluster : 01 - Regular Agency Fund
 (e.g. UACS Fund Cluster: 01-Regular Agency Fund, 02-Foreign Assisted Projects Fund, 03-Special Account-Locally Funded/Domestic Grants Fund, and 04-Special Account-Foreign Assisted/Foreign Grants Fund)


X	Current Year Appropriations
	Supplemental Appropriations
	Continuing Appropriations

Particulars	UACS CODE	Appropriations				Allotments				Obligations				Disbursements					Balances					
		Authorized Appropriations	Adjustments (Transfer To/From, Modifications/Augmentations)	Adjusted Appropriations	Adjusted Appropriations	Allotments Received	Adjustments (Reductions, Modifications/Augmentations)	Transfer To	Transfer From	Adjusted Allotments	1st Quarter Ending March 31	2nd Quarter Ending June 30	3rd Quarter Ending September 30	4th Quarter Ending December 31	Total	1st Quarter Ending March 31	2nd Quarter Ending June 30	3rd Quarter Ending September 30	4th Quarter Ending December 31	Total	Unreleased Appropriations	Unobligated Allotments	Unpaid Obligations (15-20)=(23+24)	
		3	4	5=(3+4)	6	7	8	9	10=[(6+(-7))-8+9]	11	12	13	14	15=(11+12+13+14)	16	17	18	19	20=(16+17+18+19)	21=(5-10)	22=(10-15)	23	24	
Other Bonuses and Allowances	5010299000	3,280,000.00	10,353,000.00	13,633,000.00	3,280,000.00	10,353,000.00	0.00	0.00	13,633,000.00	0.00	2,073,000.00	8,280,000.00	0.00	10,353,000.00	0.00	2,073,000.00	0.00	0.00	2,073,000.00	0.00	3,280,000.00	8,280,000.00	0.00	0.00
Productivity Enhancement Incentive - Civilian	5010299012	3,280,000.00	0.00	3,280,000.00	3,280,000.00	0.00	0.00	3,280,000.00	0.00	0.00	0.00	0.00	0.00	3,280,000.00	0.00	0.00	0.00	0.00	0.00	0.00	3,280,000.00	0.00	0.00	0.00
Anniversary Bonus - Civilian	5010299038	0.00	10,353,000.00	10,353,000.00	0.00	10,353,000.00	0.00	0.00	10,353,000.00	0.00	2,073,000.00	8,280,000.00	0.00	10,353,000.00	0.00	2,073,000.00	0.00	0.00	2,073,000.00	0.00	0.00	8,280,000.00	0.00	0.00
Personnel Benefit Contributions		8,598,000.00	0.00	8,598,000.00	8,598,000.00	0.00	0.00	8,598,000.00	2,178,479.50	2,149,690.10	2,243,472.64	0.00	6,571,642.24	871,736.32	3,367,568.63	1,564,442.40	0.00	5,803,747.35	0.00	2,026,357.76	767,894.89	0.00	0.00	
Pag-IBIG Contributions	5010302000	787,000.00	0.00	787,000.00	787,000.00	0.00	0.00	787,000.00	219,800.00	149,900.00	223,800.00	0.00	593,500.00	145,900.00	208,035.35	223,800.00	0.00	577,735.35	0.00	193,500.00	15,764.65	0.00	0.00	
Pag-IBIG - Civilian	5010302001	787,000.00	0.00	787,000.00	787,000.00	0.00	0.00	787,000.00	219,800.00	149,900.00	223,800.00	0.00	593,500.00	145,900.00	208,035.35	223,800.00	0.00	577,735.35	0.00	193,500.00	15,764.65	0.00	0.00	
PhilHealth Contributions	5010303000	7,024,000.00	0.00	7,024,000.00	7,024,000.00	0.00	0.00	7,024,000.00	1,743,879.50	1,780,790.10	1,795,972.64	0.00	5,320,642.24	582,636.32	2,942,033.28	1,191,842.40	0.00	4,716,512.00	0.00	1,703,357.76	604,130.24	0.00	0.00	
PhilHealth - Civilian	5010303001	7,024,000.00	0.00	7,024,000.00	7,024,000.00	0.00	0.00	7,024,000.00	1,743,879.50	1,780,790.10	1,795,972.64	0.00	5,320,642.24	582,636.32	2,942,033.28	1,191,842.40	0.00	4,716,512.00	0.00	1,703,357.76	604,130.24	0.00	0.00	
Employees Compensation Insurance Premiums	5010304000	787,000.00	0.00	787,000.00	787,000.00	0.00	0.00	787,000.00	214,800.00	219,000.00	223,700.00	0.00	657,500.00	143,200.00	217,500.00	148,800.00	0.00	509,500.00	0.00	129,500.00	148,000.00	0.00	0.00	
ECIP - Civilian	5010304001	787,000.00	0.00	787,000.00	787,000.00	0.00	0.00	787,000.00	214,800.00	219,000.00	223,700.00	0.00	657,500.00	143,200.00	217,500.00	148,800.00	0.00	509,500.00	0.00	129,500.00	148,000.00	0.00	0.00	
Other Personnel Benefits		799,000.00	42,577,002.48	43,376,002.48	799,000.00	(38,019,476.25)	0.00	80,596,478.73	43,376,002.48	1,438,259.02	4,090,330.32	80,000.00	5,608,589.34	440,128.56	4,950,713.80	154,386.54	0.00	5,545,228.90	0.00	37,767,413.14	63,360.44	0.00	0.00	
Terminal Leave Benefits	5010403000	0.00	5,544,563.50	5,544,563.50	0.00	2,861,196.77	0.00	2,861,196.77	5,544,563.50	1,283,259.02	4,000,330.32	0.00	5,283,589.34	440,128.56	4,705,713.80	78,136.54	0.00	5,223,978.90	0.00	260,974.16	59,610.44	0.00	0.00	
Terminal Leave Benefits - Civilian	5010403001	0.00	5,544,563.50	5,544,563.50	0.00	2,861,196.77	0.00	2,861,196.77	5,544,563.50	1,283,259.02	4,000,330.32	0.00	5,283,589.34	440,128.56	4,705,713.80	78,136.54	0.00	5,223,978.90	0.00	260,974.16	59,610.44	0.00	0.00	
Other Personnel Benefits	5010499000	799,000.00	37,032,438.98	37,831,438.98	799,000.00	(40,880,673.02)	0.00	77,913,112.00	37,831,438.98	155,000.00	90,000.00	80,000.00	325,000.00	0.00	245,000.00	76,250.00	0.00	321,250.00	0.00	37,506,438.98	3,750.00	0.00	0.00	
Lump-sum for Filling of Positions - Civilian	5010499007	0.00	37,506,438.98	37,506,438.98	0.00	(40,406,673.02)	0.00	77,913,112.00	37,506,438.98	0.00	0.00	0.00	0.00	0.00	0.00	0.00	0.00	0.00	0.00	37,506,438.98	0.00	0.00	0.00	
Lump-sum for Step Increments - Length of Service	5010499010	799,000.00	(799,000.00)	0.00	799,000.00	(799,000.00)	0.00	0.00	0.00	0.00	0.00	0.00	0.00	0.00	0.00	0.00	0.00	0.00	0.00	0.00	0.00	0.00	0.00	
Loyalty Award - Civilian	5010499015	0.00	325,000.00	325,000.00	0.00	325,000.00	0.00	0.00	325,000.00	155,000.00	90,000.00	80,000.00	325,000.00	0.00	245,000.00	76,250.00	0.00	321,250.00	0.00	0.00	3,750.00	0.00	0.00	
B. AUTOMATIC APPROPRIATIONS		38,332,000.00	0.00	38,332,000.00	38,332,000.00	0.00	0.00	38,332,000.00	10,253,177.11	11,155,530.82	11,222,996.06	0.00	32,631,703.99	6,843,516.91	14,565,191.02	7,463,106.86	0.00	28,871,814.79	0.00	5,700,296.01	3,759,889.20	0.00	0.00	
Retirement and Life Insurance Premiums		38,332,000.00	0.00	38,332,000.00	38,332,000.00	0.00	0.00	38,332,000.00	10,253,177.11	11,155,530.82	11,222,996.06	0.00	32,631,703.99	6,843,516.91	14,565,191.02	7,463,106.86	0.00	28,871,814.79	0.00	5,700,296.01	3,759,889.20	0.00	0.00	
C. SPECIAL PURPOSE FUNDS		0.00	1,020,018.00	1,020,018.00	0.00	610,018.00	0.00	410,000.00	1,020,018.00	0.00	410,000.00	610,017.61	1,020,017.61	0.00	410,000.00	610,017.61	0.00	1,020,017.61	0.00	0.39	0.00	0.00	0.00	
Miscellaneous Personnel Benefits Fund		0.00	410,000.00	410,000.00	0.00	0.00	0.00	410,000.00	410,000.00	0.00	410,000.00	0.00	410,000.00	0.00	410,000.00	0.00	0.00	410,000.00	0.00	0.00	0.00	0.00	0.00	
Professional Services	5021100000	0.00	410,000.00	410,000.00	0.00	0.00	0.00	410,000.00	410,000.00	0.00	410,000.00	0.00	410,000.00	0.00	410,000.00	0.00	0.00	410,000.00	0.00	0.00	0.00	0.00	0.00	
Other Professional Services		0.00	410,000.00	410,000.00	0.00	0.00	0.00	410,000.00	410,000.00	0.00	410,000.00	0.00	410,000.00	0.00	410,000.00	0.00	0.00	410,000.00	0.00	0.00	0.00	0.00	0.00	
Legal Services	5021101000	0.00	820,000.00	820,000.00	0.00	410,000.00	0.00	410,000.00	820,000.00	0.00	410,000.00	0.00	410,000.00	0.00	410,000.00	0.00	0.00	410,000.00	0.00	410,000.00	0.00	0.00	0.00	
Other Professional Services	5021199000	0.00	(410,000.00)	(410,000.00)	0.00	(410,000.00)	0.00	0.00	(410,000.00)	0.00	0.00	0.00	0.00	0.00	0.00	0.00	0.00	0.00	0.00	(410,000.00)	0.00	0.00	0.00	
Pension and Gratuity Fund		0.00	610,018.00	610,018.00	0.00	610,018.00	0.00	0.00	610,018.00	0.00	0.00	610,017.61	610,017.61	0.00	0.00	610,017.61	0.00	610,017.61	0.00	0.39	0.00	0.00	0.00	
Other Personnel Benefits	5010400000	0.00	610,018.00	610,018.00	0.00	610,018.00	0.00	0.00	610,018.00	0.00	0.00	610,017.61	610,017.61	0.00	0.00	610,017.61	0.00	610,017.61	0.00	0.39	0.00	0.00	0.00	
Other Personnel Benefits		0.00	610,018.00	610,018.00	0.00	610,018.00	0.00	0.00	610,018.00	0.00	0.00	610,017.61	610,017.61	0.00	0.00	610,017.61	0.00	610,017.61	0.00	0.39	0.00	0.00	0.00	
Terminal Leave Benefits - Civilian	5010403001	0.00	0.00	0.00	0.00	0.00	0.00	0.00	0.00	0.00	0.00	0.00	0.00	0.00	0.00	0.00	0.00	0.00	0.00	0.00	0.00	0.00	0.00	
Other Personnel Benefits	5010499099	0.00	610,018.00	610,018.00	0.00	610,018.00	0.00	0.00	610,018.00	0.00	0.00	610,017.61	610,017.61	0.00	0.00	610,017.61	0.00	610,017.61	0.00	0.39	0.00	0.00	0.00	
GRAND TOTAL		469,671,000.00	81,616,496.73	551,287,496.73	469,671,000.00	610,018.00	0.00	81,006,478.73	551,287,496.73	141,085,896.57	177,795,522.23	151,444,822.33	0.00	470,326,241.13	124,534,358.57	159,363,291.54	133,846,860.45	0.00	417,714,510.56	0.00	80,961,255.60	52,611,730.57	0.00	

Certified Correct:

 RODERICK C. MATEO
 Chief Administrative Officer
 Date: 19 October 2023

Certified Correct:

 MA VICTORIA R. CALZADO
 Chief Accountant
 Date: 19 October 2023

Recommending Approval By:

 ATTY. RONALD R. DE VEYRA, MBA, CESO II
 Deputy Director General-Internal Management
 Date: 19 October 2023

Approved By:

 DR. SAMUEL A. ZACATE
 Director General
 Date: 19 October 2023