

**SUMMARY OF APPROPRIATIONS, ALLOTMENTS, OBLIGATIONS, DISBURSEMENTS AND BALANCES BY OBJECT OF EXPENDITURES**  
**As at the Quarter Ending September 30, 2023**

Department : Department of Health (DOH)  
 Agency/Entity : Office of the Secretary  
 Operating Unit : Food and Drug Administration  
 Organization Code (UACS) : 13 001 0200001  
 Fund Cluster : 03 - Special Account - Locally Funded/Domestic Grants Fund  
 (e.g. UACS Fund Cluster: 01-Regular Agency Fund, 02-Foreign Assisted Projects Fund, 03-Special Account-Locally Funded/Domestic Grants Fund, and 04-Special Account-Foreign Assisted/Foreign Grants Fund)

X	Current Year Appropriations
	Supplemental Appropriations
	Continuing Appropriations

Particulars	UACS CODE	Appropriations			Allotments			Obligations					Disbursements					Balances					
		Authorized Appropriations	Adjustments (Transfer To/From, Modifications/Augmentations)	Adjusted Appropriations	Allotments Received	Adjustments (Reductions, Modifications/Augmentations)	Transfer To	Transfer From	Adjusted Allotments	1st Quarter Ending March 31	2nd Quarter Ending June 30	3rd Quarter Ending September 30	4th Quarter Ending December 31	Total	1st Quarter Ending March 31	2nd Quarter Ending June 30	3rd Quarter Ending September 30	4th Quarter Ending December 31	Total	Unreleased Appropriations	Unobligated Allotments	Unpaid Obligations (15-20)=(23+24)	
																						Due and Demandable	Not Yet Due and Demandable
1	2	3	4	5=(3+4)	6	7	8	9	10=[(6+(-)7)-8+9]	11	12	13	14	15=(11+12+13+14)	16	17	18	19	20=(16+17+18+19)	21=(5-10)	22=(10-15)	23	24
<b>SUMMARY</b>		517,032,000.00	0.00	517,032,000.00	1,105,352,000.00	0.00	0.00	0.00	1,105,352,000.00	52,847,633.08	87,106,199.16	90,606,091.38	0.00	230,559,923.62	38,907,368.22	80,461,068.26	86,804,328.11	0.00	206,172,764.59	(588,320,000.00)	874,792,076.38	24,387,159.03	0.00
<b>B. AUTOMATIC APPROPRIATIONS</b>		517,032,000.00	0.00	517,032,000.00	1,105,352,000.00	0.00	0.00	0.00	1,105,352,000.00	52,847,633.08	87,106,199.16	90,606,091.38	0.00	230,559,923.62	38,907,368.22	80,461,068.26	86,804,328.11	0.00	206,172,764.59	(588,320,000.00)	874,792,076.38	24,387,159.03	0.00
Special Accounts in the General Fund		517,032,000.00	0.00	517,032,000.00	1,105,352,000.00	0.00	0.00	0.00	1,105,352,000.00	52,847,633.08	87,106,199.16	90,606,091.38	0.00	230,559,923.62	38,907,368.22	80,461,068.26	86,804,328.11	0.00	206,172,764.59	(588,320,000.00)	874,792,076.38	24,387,159.03	0.00
DOH OSEC FDA-SAGF		517,032,000.00	0.00	517,032,000.00	1,105,352,000.00	0.00	0.00	0.00	1,105,352,000.00	52,847,633.08	87,106,199.16	90,606,091.38	0.00	230,559,923.62	38,907,368.22	80,461,068.26	86,804,328.11	0.00	206,172,764.59	(588,320,000.00)	874,792,076.38	24,387,159.03	0.00
Traveling Expenses		18,821,000.00	19,363,650.92	38,184,650.92	18,821,000.00	19,363,650.92	0.00	0.00	38,184,650.92	5,453,838.04	13,982,686.88	13,954,722.61	0.00	33,391,247.53	4,935,740.34	10,377,977.07	13,296,654.86	0.00	28,610,372.27	0.00	4,793,403.39	4,780,875.26	0.00
Traveling Expenses - Local	5020101000	12,246,000.00	19,363,650.92	31,609,650.92	12,246,000.00	19,363,650.92	0.00	0.00	31,609,650.92	4,942,656.90	12,409,423.85	12,698,920.96	0.00	30,051,001.71	4,455,047.35	9,016,057.20	11,833,010.05	0.00	25,304,114.60	0.00	1,558,649.21	4,746,887.11	0.00
Traveling Expenses - Foreign	5020102000	6,575,000.00	0.00	6,575,000.00	6,575,000.00	0.00	0.00	0.00	6,575,000.00	511,181.14	1,573,263.03	1,255,801.65	0.00	3,340,245.82	480,692.99	1,361,919.87	1,463,644.81	0.00	3,306,257.67	0.00	3,234,754.18	33,988.15	0.00
Training and Scholarship Expenses		26,453,000.00	0.00	26,453,000.00	26,453,000.00	0.00	0.00	0.00	26,453,000.00	1,753,203.76	4,786,677.08	8,695,007.93	0.00	15,234,888.77	10,000.00	50,641.44	13,002,562.91	0.00	13,063,204.35	0.00	11,218,111.23	2,171,684.42	0.00
Training Expenses	5020201002	25,353,000.00	0.00	25,353,000.00	25,353,000.00	0.00	0.00	0.00	25,353,000.00	1,743,203.76	4,770,052.08	8,665,007.93	0.00	15,178,263.77	0.00	39,016.44	12,971,062.91	0.00	13,010,079.35	0.00	10,174,736.23	2,168,184.42	0.00
Scholarship Grants/Expenses	5020202000	1,100,000.00	0.00	1,100,000.00	1,100,000.00	0.00	0.00	0.00	1,100,000.00	10,000.00	16,625.00	30,000.00	0.00	56,625.00	10,000.00	11,625.00	31,500.00	0.00	53,125.00	0.00	1,043,375.00	3,500.00	0.00
Supplies and Materials Expenses		63,890,000.00	43,837.50	63,933,837.50	63,890,000.00	43,837.50	0.00	0.00	63,933,837.50	1,528,200.46	3,270,567.76	3,091,355.23	0.00	7,890,123.45	1,020,753.71	2,948,302.40	2,039,115.91	0.00	6,008,172.02	0.00	56,043,714.05	1,881,951.43	0.00
Office Supplies Expenses		4,204,000.00	43,837.50	4,247,837.50	4,204,000.00	43,837.50	0.00	0.00	4,247,837.50	337,927.48	120,877.20	139,344.37	0.00	598,149.05	0.00	141,248.92	426,691.46	0.00	567,940.38	0.00	3,649,688.45	30,208.67	0.00
ICT Office Supplies	5020301001	0.00	43,837.50	43,837.50	0.00	43,837.50	0.00	0.00	43,837.50	14,874.00	0.00	28,963.50	0.00	43,837.50	0.00	14,874.00	28,963.50	0.00	43,837.50	0.00	0.00	0.00	0.00
Office Supplies Expenses	5020301002	4,204,000.00	0.00	4,204,000.00	4,204,000.00	0.00	0.00	0.00	4,204,000.00	323,053.48	120,877.20	110,380.87	0.00	554,311.55	0.00	126,374.92	397,727.96	0.00	524,102.88	0.00	3,649,688.45	30,208.67	0.00
Accountable Forms Expenses	5020302000	2,496,000.00	(311,150.00)	2,184,850.00	2,496,000.00	(311,150.00)	0.00	0.00	2,184,850.00	0.00	1,259,650.00	(213,350.00)	0.00	1,046,300.00	0.00	1,259,650.00	(213,350.00)	0.00	1,046,300.00	0.00	1,138,550.00	0.00	0.00
Non-Accountable Forms Expenses	5020303000	0.00	311,150.00	311,150.00	0.00	311,150.00	0.00	0.00	311,150.00	0.00	0.00	311,150.00	0.00	311,150.00	0.00	0.00	311,150.00	0.00	311,150.00	0.00	0.00	0.00	0.00
Medical, Dental and Laboratory Supplies	5020308000	41,547,000.00	0.00	41,547,000.00	41,547,000.00	0.00	0.00	0.00	41,547,000.00	16,027.19	458,728.57	1,207,024.42	0.00	1,681,780.18	15,768.69	120,436.13	102,092.67	0.00	238,297.49	0.00	39,865,219.82	1,443,482.69	0.00
Fuel, Oil and Lubricants Expenses	5020309000	5,446,000.00	0.00	5,446,000.00	5,446,000.00	0.00	0.00	0.00	5,446,000.00	1,109,635.69	1,204,208.93	1,335,062.84	0.00	3,648,907.46	945,009.67	1,213,148.98	1,260,735.68	0.00	3,418,894.33	0.00	1,797,092.54	230,013.13	0.00
Semi-Expendable Machinery and Equipment		1,639,000.00	0.00	1,639,000.00	1,639,000.00	0.00	0.00	0.00	1,639,000.00	0.00	24,368.00	(299.25)	0.00	24,068.75	0.00	6,938.56	17,130.19	0.00	24,068.75	0.00	1,614,931.25	0.00	0.00
Office Equipment	5020321002	500,000.00	0.00	500,000.00	500,000.00	0.00	0.00	0.00	500,000.00	0.00	0.00	0.00	0.00	0.00	0.00	0.00	0.00	0.00	0.00	0.00	500,000.00	0.00	0.00
Information and Communications Technology	5020321003	1,139,000.00	0.00	1,139,000.00	1,139,000.00	0.00	0.00	0.00	1,139,000.00	0.00	24,368.00	(299.25)	0.00	24,068.75	0.00	6,938.56	17,130.19	0.00	24,068.75	0.00	1,114,931.25	0.00	0.00
Semi-Expendable Furniture, Fixtures and Books		1,275,000.00	0.00	1,275,000.00	1,275,000.00	0.00	0.00	0.00	1,275,000.00	0.00	490.00	952.00	0.00	1,442.00	0.00	0.00	952.00	0.00	952.00	0.00	1,273,558.00	490.00	0.00
Furniture and Fixtures	5020322001	1,275,000.00	0.00	1,275,000.00	1,275,000.00	0.00	0.00	0.00	1,275,000.00	0.00	490.00	952.00	0.00	1,442.00	0.00	0.00	952.00	0.00	952.00	0.00	1,273,558.00	490.00	0.00
Other Supplies and Materials Expenses	5020399000	7,283,000.00	0.00	7,283,000.00	7,283,000.00	0.00	0.00	0.00	7,283,000.00	64,610.10	202,245.06	311,470.85	0.00	578,326.01	59,975.35	206,879.81	133,713.91	0.00	400,569.07	0.00	6,704,673.99	177,756.94	0.00
Utility Expenses		19,153,000.00	0.00	19,153,000.00	19,153,000.00	0.00	0.00	0.00	19,153,000.00	4,847,005.96	5,731,122.38	5,373,592.21	0.00	15,951,720.55	3,648,396.25	4,954,759.02	4,869,751.58	0.00	13,472,906.85	0.00	3,201,279.45	2,478,813.70	0.00
Water Expenses	5020401000	2,486,000.00	0.00	2,486,000.00	2,486,000.00	0.00	0.00	0.00	2,486,000.00	561,474.50	564,926.30	685,307.05	0.00	1,811,707.85	543,769.11	558,700.37	662,485.34	0.00	1,764,954.82	0.00	674,292.15	46,753.03	0.00
Electricity Expenses	5020402000	16,667,000.00	0.00	16,667,000.00	16,667,000.00	0.00	0.00	0.00	16,667,000.00	4,285,531.46	5,166,196.08	4,688,285.16	0.00	14,140,012.70	3,104,627.14	4,396,058.65	4,207,266.24	0.00	11,707,952.03	0.00	2,526,987.30	2,432,060.67	0.00

This report was generated using the Unified Reporting System on October 17, 2023 10:09 AM.



Department : Department of Health (DOH)  
 Agency/Entity : Office of the Secretary  
 Operating Unit : Food and Drug Administration  
 Organization Code (UACS) : 13 001 0200001  
 Fund Cluster : 03 - Special Account - Locally Funded/Domestic Grants Fund  
 (e.g. UACS Fund Cluster: 01-Regular Agency Fund, 02-Foreign Assisted Projects Fund, 03-Special Account-Locally Funded/Domestic Grants Fund, and 04-Special Account-Foreign Assisted/Foreign Grants Fund)

X	Current Year Appropriations
	Supplemental Appropriations
	Continuing Appropriations


Particulars	UACS CODE	Appropriations			Allotments			Obligations			Disbursements					Balances							
		Authorized Appropriations	Adjustments (Transfer To/From, Modifications/ Augmentations)	Adjusted Appropriations	Allotments Received	Adjustments (Reductions, Modifications/ Augmentations)	Transfer To	Transfer From	Adjusted Allotments	1st Quarter Ending March 31	2nd Quarter Ending June 30	3rd Quarter Ending September 30	4th Quarter Ending December 31	Total	1st Quarter Ending March 31	2nd Quarter Ending June 30	3rd Quarter Ending September 30	4th Quarter Ending December 31	Total	Unreleased Appropriations	Unobligated Allotments	Unpaid Obligations (15-20)=(23+24)	
		3	4	5=(3+4)	6	7	8	9	10=[(6+(-)7)-8+9]	11	12	13	14	15=(11+12+13+14)	16	17	18	19	20=(16+17+18+19)	21=(5-10)	22=(10-15)	23	24
Communication Expenses		27,766,000.00	5,000.00	27,771,000.00	27,766,000.00	5,000.00	0.00	0.00	27,771,000.00	2,186,302.55	1,946,973.32	3,030,283.81	0.00	7,163,559.68	2,121,437.40	1,878,264.89	1,780,782.48	0.00	5,780,484.77	0.00	20,607,440.32	1,383,074.91	0.00
Postage and Courier Services	5020501000	3,545,000.00	0.00	3,545,000.00	3,545,000.00	0.00	0.00	0.00	3,545,000.00	143,973.41	142,250.32	170,093.28	0.00	456,317.01	128,764.41	155,011.32	160,767.48	0.00	444,543.21	0.00	3,088,682.99	11,773.80	0.00
Telephone Expenses		6,461,000.00	0.00	6,461,000.00	6,461,000.00	0.00	0.00	0.00	6,461,000.00	1,576,263.93	1,439,217.25	1,751,934.22	0.00	4,767,415.40	1,547,226.34	1,367,132.55	1,374,563.23	0.00	4,288,922.12	0.00	1,693,584.60	478,493.28	0.00
Mobile	5020502001	4,200,000.00	0.00	4,200,000.00	4,200,000.00	0.00	0.00	0.00	4,200,000.00	834,527.45	1,068,175.25	1,071,200.00	0.00	2,973,902.70	818,828.45	982,751.96	1,018,557.24	0.00	2,820,137.65	0.00	1,226,097.30	153,765.05	0.00
Landline	5020502002	2,261,000.00	0.00	2,261,000.00	2,261,000.00	0.00	0.00	0.00	2,261,000.00	741,736.48	371,042.00	680,734.22	0.00	1,793,512.70	728,397.89	384,380.59	356,005.99	0.00	1,468,784.47	0.00	467,487.30	324,728.23	0.00
Internet Subscription Expenses	5020503000	17,743,000.00	0.00	17,743,000.00	17,743,000.00	0.00	0.00	0.00	17,743,000.00	460,415.21	359,495.79	1,102,256.31	0.00	1,922,167.31	439,796.65	350,111.06	240,801.77	0.00	1,030,709.48	0.00	15,820,832.69	891,457.83	0.00
Cable, Satellite, Telegraph and Radio Expenses	5020504000	17,000.00	5,000.00	22,000.00	17,000.00	5,000.00	0.00	0.00	22,000.00	5,650.00	6,009.96	6,000.00	0.00	17,659.96	5,650.00	6,009.96	4,650.00	0.00	16,309.96	0.00	4,340.04	1,350.00	0.00
Awards/Rewards and Prizes		12,000,000.00	0.00	12,000,000.00	12,000,000.00	0.00	0.00	0.00	12,000,000.00	758,250.00	866,225.00	485,000.00	0.00	2,109,475.00	0.00	1,032,725.00	813,900.00	0.00	1,846,625.00	0.00	9,890,525.00	262,850.00	0.00
Awards/Rewards Expenses	5020601001	2,000,000.00	0.00	2,000,000.00	2,000,000.00	0.00	0.00	0.00	2,000,000.00	40,500.00	91,225.00	0.00	0.00	131,725.00	0.00	131,725.00	0.00	0.00	131,725.00	0.00	1,868,275.00	0.00	0.00
Rewards and Incentives	5020601002	10,000,000.00	0.00	10,000,000.00	10,000,000.00	0.00	0.00	0.00	10,000,000.00	717,750.00	775,000.00	485,000.00	0.00	1,977,750.00	0.00	901,000.00	813,900.00	0.00	1,714,900.00	0.00	8,022,250.00	262,850.00	0.00
Confidential, Intelligence and Extraordinary		2,000,000.00	0.00	2,000,000.00	2,000,000.00	0.00	0.00	0.00	2,000,000.00	435,000.00	435,000.00	435,000.00	0.00	1,305,000.00	390,588.00	479,412.00	395,643.00	0.00	1,265,643.00	0.00	695,000.00	39,357.00	0.00
Extraordinary and Miscellaneous Expenses	5021003000	2,000,000.00	0.00	2,000,000.00	2,000,000.00	0.00	0.00	0.00	2,000,000.00	435,000.00	435,000.00	435,000.00	0.00	1,305,000.00	390,588.00	479,412.00	395,643.00	0.00	1,265,643.00	0.00	695,000.00	39,357.00	0.00
Professional Services		135,647,000.00	(2,000,000.00)	133,647,000.00	135,647,000.00	(2,000,000.00)	0.00	0.00	133,647,000.00	26,642,035.50	35,860,282.88	35,278,612.20	0.00	97,780,930.58	20,920,436.22	38,085,810.74	34,484,870.98	0.00	93,491,117.94	0.00	35,866,069.42	4,289,812.84	0.00
Legal Services		745,000.00	0.00	745,000.00	745,000.00	0.00	0.00	0.00	745,000.00	3,000.00	500.00	2,350.00	0.00	5,850.00	3,000.00	0.00	2,850.00	0.00	5,850.00	0.00	739,150.00	0.00	0.00
Legal Services	5021101000	745,000.00	0.00	745,000.00	745,000.00	0.00	0.00	0.00	745,000.00	3,000.00	500.00	2,350.00	0.00	5,850.00	3,000.00	0.00	2,850.00	0.00	5,850.00	0.00	739,150.00	0.00	0.00
Auditing Services	5021102000	476,000.00	0.00	476,000.00	476,000.00	0.00	0.00	0.00	476,000.00	67,527.00	78,047.00	123,135.55	0.00	268,709.55	67,527.00	78,047.00	99,997.55	0.00	245,571.55	0.00	207,290.45	23,138.00	0.00
Consultancy Services		5,000,000.00	(2,000,000.00)	3,000,000.00	5,000,000.00	(2,000,000.00)	0.00	0.00	3,000,000.00	590,000.00	150,000.00	1,110,000.00	0.00	1,850,000.00	0.00	0.00	1,029,200.00	0.00	1,029,200.00	0.00	1,150,000.00	820,800.00	0.00
ICT Consultancy Services	5021103001	0.00	150,000.00	150,000.00	0.00	150,000.00	0.00	0.00	150,000.00	0.00	0.00	150,000.00	0.00	150,000.00	0.00	0.00	150,000.00	0.00	150,000.00	0.00	0.00	0.00	0.00
Consultancy Services	5021103002	5,000,000.00	(2,150,000.00)	2,850,000.00	5,000,000.00	(2,150,000.00)	0.00	0.00	2,850,000.00	590,000.00	150,000.00	960,000.00	0.00	1,700,000.00	0.00	0.00	879,200.00	0.00	879,200.00	0.00	1,150,000.00	820,800.00	0.00
Other Professional Services	5021199000	129,426,000.00	0.00	129,426,000.00	129,426,000.00	0.00	0.00	0.00	129,426,000.00	25,981,508.50	35,631,735.88	34,043,126.65	0.00	95,656,371.03	20,849,909.22	38,007,763.74	33,352,823.43	0.00	92,210,496.39	0.00	33,769,628.97	3,445,874.64	0.00
General Services		42,259,000.00	0.00	42,259,000.00	42,259,000.00	0.00	0.00	0.00	42,259,000.00	823,628.85	10,319,324.19	7,423,293.32	0.00	18,566,246.36	402,536.51	10,195,915.86	5,281,370.28	0.00	15,879,822.65	0.00	23,692,753.64	2,686,423.71	0.00
Environment/Sanitary Services	5021201000	119,000.00	0.00	119,000.00	119,000.00	0.00	0.00	0.00	119,000.00	0.00	41,019.06	0.00	0.00	41,019.06	0.00	41,019.06	0.00	0.00	41,019.06	0.00	77,980.94	0.00	0.00
Janitorial Services	5021202000	18,685,000.00	0.00	18,685,000.00	18,685,000.00	0.00	0.00	0.00	18,685,000.00	0.00	3,648,891.68	2,774,759.37	0.00	6,423,651.05	0.00	3,648,891.68	2,125,050.55	0.00	5,773,942.23	0.00	12,261,348.95	649,708.82	0.00
Security Services	5021203000	22,588,000.00	0.00	22,588,000.00	22,588,000.00	0.00	0.00	0.00	22,588,000.00	823,628.85	6,625,813.45	4,648,533.95	0.00	12,097,976.25	402,536.51	6,506,005.12	3,152,719.73	0.00	10,061,261.36	0.00	10,490,023.75	2,036,714.89	0.00
Other General Services	5021299099	867,000.00	0.00	867,000.00	867,000.00	0.00	0.00	0.00	867,000.00	0.00	3,600.00	0.00	0.00	3,600.00	0.00	0.00	3,600.00	0.00	3,600.00	0.00	863,400.00	0.00	0.00
Repairs and Maintenance		23,207,000.00	50,000.00	23,257,000.00	23,207,000.00	50,000.00	0.00	0.00	23,257,000.00	301,904.85	753,389.17	279,087.57	0.00	1,334,381.59	286,132.26	683,292.34	290,192.80	0.00	1,259,617.40	0.00	21,922,618.41	74,764.19	0.00
Repairs and Maintenance - Buildings and Other		2,000,000.00	0.00	2,000,000.00	2,000,000.00	0.00	0.00	0.00	2,000,000.00	108,564.35	91,287.37	11,782.00	0.00	211,633.72	105,206.22	37,063.50	58,582.00	0.00	200,851.72	0.00	1,788,366.28	10,782.00	0.00
Buildings	5021304001	1,000,000.00	0.00	1,000,000.00	1,000,000.00	0.00	0.00	0.00	1,000,000.00	108,564.35	77,192.37	11,782.00	0.00	197,538.72	105,206.22	22,968.50	58,582.00	0.00	186,756.72	0.00	802,461.28	10,782.00	0.00
Other Structures	5021304099	1,000,000.00	0.00	1,000,000.00	1,000,000.00	0.00	0.00	0.00	1,000,000.00	0.00	14,095.00	0.00	0.00	14,095.00	0.00	14,095.00	0.00	0.00	14,095.00	0.00	985,905.00	0.00	0.00
Repairs and Maintenance - Machinery and		18,110,000.00	0.00	18,110,000.00	18,110,000.00	0.00	0.00	0.00	18,110,000.00	21,008.00	328,659.00	11,576.00	0.00	361,243.00	17,408.00	307,623.91	19,935.09	0.00	344,967.00	0.00	17,748,757.00	16,276.00	0.00
Office Equipment	5021305002	500,000.00	0.00	500,000.00	500,000.00	0.00	0.00	0.00	500,000.00	18,008.00	26,271.00	11,576.00	0.00	55,855.00	14,408.00	27,361.91	(2,190.91)	0.00	39,579.00	0.00	444,145.00	16,276.00	0.00
Information and Communication Technology	5021305003	100,000.00	0.00	100,000.00	100,000.00	0.00	0.00	0.00	100,000.00	3,000.00	703.00	0.00	0.00	3,703.00	3,000.00	703.00	0.00	0.00	3,703.00	0.00	96,297.00	0.00	0.00
Communication Equipment	5021305007	10,000.00	0.00	10,000.00	10,000.00	0.00	0.00	0.00	10,000.00	0.00	0.00	0.00	0.00	0.00	0.00	0.00	0.00	0.00	0.00	0.00	10,000.00	0.00	0.00
Technical and Scientific Equipment	5021305014	17,500,000.00	0.00	17,500,000.00	17,500,000.00	0.00	0.00	0.00	17,500,000.00	0.00	301,685.00	0.00	0.00	301,685.00	0.00	279,559.00	22,126.00	0.00	301,685.00	0.00	17,198,315.00	0.00	0.00
Repairs and Maintenance - Transportation		3,000,																					





Department : Department of Health (DOH)  
 Agency/Erntity : Office of the Secretary  
 Operating Unit : Food and Drug Administration  
 Organization Code (UACS) : 13 001 0200001  
 Fund Cluster : 03 - Special Account - Locally Funded/Domestic Grants Fund  
 (e.g. UACS Fund Cluster: 01-Regular Agency Fund, 02-Foreign Assisted Projects Fund, 03-Special Account-Locally Funded/Domestic Grants Fund, and 04-Special Account-Foreign Assisted/Foreign Grants Fund)


X	Current Year Appropriations
	Supplemental Appropriations
	Continuing Appropriations

Particulars	UACS CODE	Appropriations					Allotments			Obligations					Disbursements					Balances						
		Authorized Appropriations	Adjustments (Transfer To/From, Modifications/Augmentations)	Adjusted Appropriations	Allotments Received	Adjustments (Reductions, Modifications/Augmentations)	Transfer To	Transfer From	Adjusted Allotments	1st Quarter Ending March 31	2nd Quarter Ending June 30	3rd Quarter Ending September 30	4th Quarter Ending December 31	Total	1st Quarter Ending March 31	2nd Quarter Ending June 30	3rd Quarter Ending September 30	4th Quarter Ending December 31	Total	Unreleased Appropriations	Unobligated Allotments	Unpaid Obligations (15-20)=(23+24)				
																						Due and Demandable	Not Yet Due and Demandable			
Repairs and Maintenance - Other Property, Plant		0.00	50,000.00	50,000.00	0.00	50,000.00	0.00	0.00	50,000.00	0.00	0.00	10,400.00	0.00	10,400.00	0.00	0.00	0.00	0.00	0.00	0.00	0.00	0.00	0.00	39,600.00	10,400.00	0.00
Other Property, Plant and Equipment	5021399099	0.00	50,000.00	50,000.00	0.00	50,000.00	0.00	0.00	50,000.00	0.00	0.00	10,400.00	0.00	10,400.00	0.00	0.00	0.00	0.00	0.00	0.00	0.00	0.00	0.00	39,600.00	10,400.00	0.00
<b>Taxes, Insurance Premiums and Other Fees</b>		<b>6,200,000.00</b>	<b>0.00</b>	<b>6,200,000.00</b>	<b>6,200,000.00</b>	<b>0.00</b>	<b>0.00</b>	<b>0.00</b>	<b>6,200,000.00</b>	<b>347,254.61</b>	<b>1,819,651.76</b>	<b>202,906.46</b>	<b>0.00</b>	<b>2,369,812.83</b>	<b>298,811.48</b>	<b>94,208.23</b>	<b>131,663.20</b>	<b>0.00</b>	<b>524,682.91</b>	<b>0.00</b>	<b>3,830,187.17</b>	<b>1,845,129.92</b>	<b>0.00</b>			
Taxes, Duties and Licenses	5021501001	500,000.00	0.00	500,000.00	500,000.00	0.00	0.00	0.00	500,000.00	62,380.87	23,644.91	22,179.17	0.00	108,204.95	52,246.17	27,874.00	24,679.17	0.00	104,799.34	0.00	391,795.05	3,405.61	0.00			
Fidelity Bond Premiums	5021502000	700,000.00	0.00	700,000.00	700,000.00	0.00	0.00	0.00	700,000.00	96,050.24	66,372.25	149,126.25	0.00	311,548.74	96,050.24	6,088.75	89,409.75	0.00	191,548.74	0.00	388,451.26	120,000.00	0.00			
Insurance Expenses	5021503000	5,000,000.00	0.00	5,000,000.00	5,000,000.00	0.00	0.00	0.00	5,000,000.00	188,823.50	1,729,634.60	31,601.04	0.00	1,950,059.14	150,515.07	60,245.48	17,574.28	0.00	228,334.83	0.00	3,049,940.86	1,721,724.31	0.00			
<b>Other Maintenance and Operating Expenses</b>		<b>139,636,000.00</b>	<b>(17,462,488.42)</b>	<b>122,173,511.58</b>	<b>139,636,000.00</b>	<b>(17,462,488.42)</b>	<b>0.00</b>	<b>0.00</b>	<b>122,173,511.58</b>	<b>7,771,008.50</b>	<b>7,334,298.74</b>	<b>12,357,230.04</b>	<b>0.00</b>	<b>27,462,537.28</b>	<b>4,872,536.05</b>	<b>9,679,759.27</b>	<b>10,417,820.11</b>	<b>0.00</b>	<b>24,970,115.43</b>	<b>0.00</b>	<b>94,710,974.30</b>	<b>2,492,421.85</b>	<b>0.00</b>			
Advertising Expenses	5029901000	2,000,000.00	0.00	2,000,000.00	2,000,000.00	0.00	0.00	0.00	2,000,000.00	604,913.60	139,728.80	42,336.00	0.00	786,978.40	0.00	723,758.95	60,573.25	0.00	784,332.20	0.00	1,213,021.60	2,646.20	0.00			
Printing and Publication Expenses	5029902000	1,500,000.00	0.00	1,500,000.00	1,500,000.00	0.00	0.00	0.00	1,500,000.00	0.00	0.00	0.00	0.00	0.00	0.00	0.00	0.00	0.00	0.00	0.00	1,500,000.00	0.00	0.00			
Representation Expenses	5029903000	1,000,000.00	0.00	1,000,000.00	1,000,000.00	0.00	0.00	0.00	1,000,000.00	144,464.00	142,480.00	666,810.00	0.00	953,754.00	85,859.00	109,025.00	495,185.00	0.00	690,069.00	0.00	46,246.00	263,685.00	0.00			
Transportation and Delivery Expenses	5029904000	100,000.00	0.00	100,000.00	100,000.00	0.00	0.00	0.00	100,000.00	0.00	0.00	5,000.00	0.00	5,000.00	0.00	0.00	5,000.00	0.00	5,000.00	0.00	95,000.00	0.00	0.00			
Rent/Lease Expenses		38,500,000.00	0.00	38,500,000.00	38,500,000.00	0.00	0.00	0.00	38,500,000.00	4,012,679.57	3,912,169.01	7,991,893.19	0.00	15,916,741.77	3,596,793.11	4,032,511.99	6,727,125.33	0.00	14,356,430.43	0.00	22,583,258.23	1,560,311.34	0.00			
Rents - Building and Structures	5029905001	30,000,000.00	0.00	30,000,000.00	30,000,000.00	0.00	0.00	0.00	30,000,000.00	3,302,134.56	2,912,272.06	6,651,213.50	0.00	12,865,620.12	2,967,367.00	2,983,016.52	5,464,002.44	0.00	11,414,385.96	0.00	17,134,379.88	1,451,234.16	0.00			
Rents - Motor Vehicles	5029905003	3,500,000.00	0.00	3,500,000.00	3,500,000.00	0.00	0.00	0.00	3,500,000.00	0.00	0.00	103,470.00	0.00	103,470.00	0.00	0.00	66,780.00	0.00	66,780.00	0.00	3,396,530.00	36,690.00	0.00			
Rents - Equipment	5029905004	5,000,000.00	0.00	5,000,000.00	5,000,000.00	0.00	0.00	0.00	5,000,000.00	710,545.01	999,896.95	1,237,209.69	0.00	2,947,651.65	629,426.11	1,049,495.47	1,196,342.89	0.00	2,875,264.47	0.00	2,052,348.35	72,387.18	0.00			
Subscription Expenses		86,661,000.00	(17,462,488.42)	69,198,511.58	86,661,000.00	(17,462,488.42)	0.00	0.00	69,198,511.58	1,875,401.70	2,169,079.50	2,038,821.70	0.00	6,083,302.90	167,445.00	3,850,868.26	1,511,489.64	0.00	5,529,802.90	0.00	63,115,208.68	553,500.00	0.00			
ICT Software Subscription	5029907001	2,661,000.00	0.00	2,661,000.00	2,661,000.00	0.00	0.00	0.00	2,661,000.00	0.00	0.00	573,747.48	0.00	573,747.48	0.00	0.00	20,247.48	0.00	20,247.48	0.00	2,087,252.52	553,500.00	0.00			
Cloud Computing Service	5029907003	0.00	7,198,344.50	7,198,344.50	0.00	7,198,344.50	0.00	0.00	7,198,344.50	1,475,318.00	2,169,079.50	1,446,053.00	0.00	5,090,450.50	0.00	3,618,229.56	1,472,220.94	0.00	5,090,450.50	0.00	2,107,894.00	0.00	0.00			
Other Subscription Expenses	5029907099	84,000,000.00	(24,660,832.92)	59,339,167.08	84,000,000.00	(24,660,832.92)	0.00	0.00	59,339,167.08	400,083.70	0.00	19,021.22	0.00	419,104.92	167,445.00	232,638.70	19,021.22	0.00	419,104.92	0.00	58,920,062.16	0.00	0.00			
Other Maintenance and Operating Expenses	5029999099	9,875,000.00	0.00	9,875,000.00	9,875,000.00	0.00	0.00	0.00	9,875,000.00	1,133,549.63	970,841.43	1,612,369.15	0.00	3,716,760.21	1,022,438.94	963,595.07	1,618,446.89	0.00	3,604,480.90	0.00	6,158,239.79	112,279.31	0.00			
<b>Property, Plant and Equipment Outlay</b>		<b>0.00</b>	<b>0.00</b>	<b>0.00</b>	<b>588,320,000.00</b>	<b>0.00</b>	<b>0.00</b>	<b>0.00</b>	<b>588,320,000.00</b>	<b>0.00</b>	<b>0.00</b>	<b>0.00</b>	<b>0.00</b>	<b>0.00</b>	<b>0.00</b>	<b>0.00</b>	<b>0.00</b>	<b>0.00</b>	<b>0.00</b>	<b>0.00</b>	<b>(588,320,000.00)</b>	<b>588,320,000.00</b>	<b>0.00</b>	<b>0.00</b>	<b>0.00</b>	<b>0.00</b>
Buildings and Other Structures		0.00	0.00	0.00	451,715,371.00	0.00	0.00	0.00	451,715,371.00	0.00	0.00	0.00	0.00	0.00	0.00	0.00	0.00	0.00	0.00	0.00	(451,715,371.00)	451,715,371.00	0.00	0.00		
Buildings	5060404001	0.00	0.00	0.00	451,715,371.00	0.00	0.00	0.00	451,715,371.00	0.00	0.00	0.00	0.00	0.00	0.00	0.00	0.00	0.00	0.00	0.00	(451,715,371.00)	451,715,371.00	0.00	0.00		
Machinery and Equipment Outlay		0.00	0.00	0.00	134,731,429.00	0.00	0.00	0.00	134,731,429.00	0.00	0.00	0.00	0.00	0.00	0.00	0.00	0.00	0.00	0.00	0.00	(134,731,429.00)	134,731,429.00	0.00	0.00		
Office Equipment	5060405002	0.00	0.00	0.00	23,087,929.00	0.00	0.00	0.00	23,087,929.00	0.00	0.00	0.00	0.00	0.00	0.00	0.00	0.00	0.00	0.00	0.00	(23,087,929.00)	23,087,929.00	0.00	0.00		
Technical and Scientific Equipment	5060405014	0.00	0.00	0.00	102,096,800.00	0.00	0.00	0.00	102,096,800.00	0.00	0.00	0.00	0.00	0.00	0.00	0.00	0.00	0.00	0.00	0.00	(102,096,800.00)	102,096,800.00	0.00	0.00		
Other Machinery and Equipment	5060405099	0.00	0.00	0.00	9,546,700.00	0.00	0.00	0.00	9,546,700.00	0.00	0.00	0.00	0.00	0.00	0.00	0.00	0.00	0.00	0.00	0.00	(9,546,700.00)	9,546,700.00	0.00	0.00		
Furniture, Fixtures and Books Outlay		0.00	0.00	0.00	1,873,200.00	0.00	0.00	0.00	1,873,200.00	0.00	0.00	0.00	0.00	0.00	0.00	0.00	0.00	0.00	0.00	0.00	(1,873,200.00)	1,873,200.00	0.00	0.00		
Furniture and Fixtures	5060407001	0.00	0.00	0.00	1,873,200.00	0.00	0.00	0.00	1,873,200.00	0.00	0.00	0.00	0.00	0.00	0.00	0.00	0.00	0.00	0.00	0.00	(1,873,200.00)	1,873,200.00	0.00	0.00		
<b>GRAND TOTAL</b>		<b>517,032,000.00</b>	<b>0.00</b>	<b>517,032,000.00</b>	<b>1,105,352,000.00</b>	<b>0.00</b>	<b>0.00</b>	<b>0.00</b>	<b>1,105,352,000.00</b>	<b>52,847,633.08</b>	<b>87,106,199.16</b>	<b>90,606,091.38</b>	<b>0.00</b>	<b>230,559,923.62</b>	<b>38,907,368.22</b>	<b>80,461,068.26</b>	<b>86,804,328.11</b>	<b>0.00</b>	<b>206,172,764.59</b>	<b>(588,320,000.00)</b>	<b>874,792,076.38</b>	<b>24,387,159.03</b>	<b>0.00</b>	<b>0.00</b>	<b>0.00</b>	

Certified Correct:  
  
 RODRICK C. MATEO  
 Chief Administrative Officer  
 Date: 19 October 2023

Certified Correct:  
  
 MA. VICTORIA F. CALZADO  
 Chief Accountant  
 Date: 19 October 2023

Recommending Approval By:  
  
 ATTY. RONALD R. DE VEYRA, MBA, CESO II  
 Deputy Director General-Internal Management  
 Date: 19 October 2023

Approved By:  
  
 DR. SAMUEL A. ZACATE  
 Director General  
 Date: 19 October 2023