

STATEMENT OF APPROPRIATIONS, ALLOTMENTS, OBLIGATIONS, DISBURSEMENTS AND BALANCES

As at the Quarter Ending December 31, 2023

Department : Department of Health (DOH)
 Agency/Entity : Office of the Secretary
 Operating Unit : Food and Drug Administration
 Organization Code (UACS) : 13 001 0200001
 Fund Cluster : 03 - Special Account - Locally Funded/Domestic Grants Fund
 (e.g. UACS Fund Cluster: 01-Regular Agency Fund, 02-Foreign Assisted Projects Fund, 03-Special Account-Locally Funded/Domestic Grants Fund, and 04-Special Account-Foreign Assisted/Foreign Grants Fund)


X	Current Year Appropriations
	Supplemental Appropriations
	Continuing Appropriations

Particulars	UACS CODE	Appropriations					Allotments			Current Year Obligations				Current Year Disbursements					Balances				
		Authorized Appropriations	Adjustments (Transfer To/From, Modifications/Augmentations)	Adjusted Appropriations	Allotments Received	Adjustments (Reductions, Modifications/Augmentations)	Transfer To	Transfer From	Adjusted Allotments	1st Quarter Ending March 31	2nd Quarter Ending June 30	3rd Quarter Ending September 30	4th Quarter Ending December 31	Total	1st Quarter Ending March 31	2nd Quarter Ending June 30	3rd Quarter Ending September 30	4th Quarter Ending December 31	Total	Unreleased Appropriations	Unobligated Allotments	Unpaid Obligations (15-20)=(23+24)	
																						Due and Demandable	Not Yet Due and Demandable
1	2	3	4	5=(3+4)	6	7	8	9	10=[(6+(-)7)-8+9]	11	12	13	14	15=[(11+12+13+14)]	16	17	18	19	20=[(16+17+18+19)]	21	22	23	24
II. Automatic Appropriations		517,032,000.00	0.00	517,032,000.00	1,105,352,000.00	0.00	0.00	0.00	1,105,352,000.00	52,847,633.08	87,106,199.16	90,606,091.38	718,842,005.14	949,401,928.76	38,907,368.22	80,461,068.26	118,799,027.94	581,680,032.99	819,847,497.41	(588,320,000.00)	155,950,071.24	67,859,900.48	61,694,530.87
Special Accounts in the General Fund		517,032,000.00	0.00	517,032,000.00	1,105,352,000.00	0.00	0.00	0.00	1,105,352,000.00	52,847,633.08	87,106,199.16	90,606,091.38	718,842,005.14	949,401,928.76	38,907,368.22	80,461,068.26	118,799,027.94	581,680,032.99	819,847,497.41	(588,320,000.00)	155,950,071.24	67,859,900.48	61,694,530.87
DOH OSEC FDA-SAGF		517,032,000.00	0.00	517,032,000.00	1,105,352,000.00	0.00	0.00	0.00	1,105,352,000.00	52,847,633.08	87,106,199.16	90,606,091.38	718,842,005.14	949,401,928.76	38,907,368.22	80,461,068.26	118,799,027.94	581,680,032.99	819,847,497.41	(588,320,000.00)	155,950,071.24	67,859,900.48	61,694,530.87
PS		0.00	37,922,500.00	37,922,500.00	0.00	37,922,500.00	0.00	0.00	37,922,500.00	0.00	0.00	0.00	37,862,500.00	37,862,500.00	0.00	0.00	31,994,699.83	0.00	31,994,699.83	0.00	60,000.00	5,867,800.17	0.00
MOOE		517,032,000.00	(37,922,500.00)	479,109,500.00	517,032,000.00	(37,922,500.00)	0.00	0.00	479,109,500.00	52,847,633.08	87,106,199.16	90,606,091.38	167,569,603.27	398,129,526.89	38,907,368.22	80,461,068.26	86,804,328.11	129,964,661.99	336,137,426.58	0.00	80,979,973.11	61,992,100.31	0.00
CO		0.00	0.00	0.00	588,320,000.00	0.00	0.00	0.00	588,320,000.00	0.00	0.00	0.00	513,409,901.87	513,409,901.87	0.00	0.00	0.00	451,715,371.00	451,715,371.00	(588,320,000.00)	74,910,098.13	0.00	61,694,530.87
Sub-total II. Automatic Appropriations		517,032,000.00	0.00	517,032,000.00	1,105,352,000.00	0.00	0.00	0.00	1,105,352,000.00	52,847,633.08	87,106,199.16	90,606,091.38	718,842,005.14	949,401,928.76	38,907,368.22	80,461,068.26	118,799,027.94	581,680,032.99	819,847,497.41	(588,320,000.00)	155,950,071.24	67,859,900.48	61,694,530.87
PS		0.00	37,922,500.00	37,922,500.00	0.00	37,922,500.00	0.00	0.00	37,922,500.00	0.00	0.00	0.00	37,862,500.00	37,862,500.00	0.00	0.00	31,994,699.83	0.00	31,994,699.83	0.00	60,000.00	5,867,800.17	0.00
MOOE		517,032,000.00	(37,922,500.00)	479,109,500.00	517,032,000.00	(37,922,500.00)	0.00	0.00	479,109,500.00	52,847,633.08	87,106,199.16	90,606,091.38	167,569,603.27	398,129,526.89	38,907,368.22	80,461,068.26	86,804,328.11	129,964,661.99	336,137,426.58	0.00	80,979,973.11	61,992,100.31	0.00
FinEx		0.00	0.00	0.00	0.00	0.00	0.00	0.00	0.00	0.00	0.00	0.00	0.00	0.00	0.00	0.00	0.00	0.00	0.00	0.00	0.00	0.00	0.00
CO		0.00	0.00	0.00	588,320,000.00	0.00	0.00	0.00	588,320,000.00	0.00	0.00	0.00	513,409,901.87	513,409,901.87	0.00	0.00	0.00	451,715,371.00	451,715,371.00	(588,320,000.00)	74,910,098.13	0.00	61,694,530.87
IV. Reversion of the Unobligated Allotments charged against R.A. Nos. 11465 and 11494		0.00	0.00	0.00	0.00	0.00	0.00	0.00	0.00	0.00	0.00	0.00	0.00	0.00	0.00	0.00	0.00	0.00	0.00	0.00	0.00	0.00	0.00
GRAND TOTAL		517,032,000.00	0.00	517,032,000.00	1,105,352,000.00	0.00	0.00	0.00	1,105,352,000.00	52,847,633.08	87,106,199.16	90,606,091.38	718,842,005.14	949,401,928.76	38,907,368.22	80,461,068.26	118,799,027.94	581,680,032.99	819,847,497.41	(588,320,000.00)	155,950,071.24	67,859,900.48	61,694,530.87
PS		0.00	37,922,500.00	37,922,500.00	0.00	37,922,500.00	0.00	0.00	37,922,500.00	0.00	0.00	0.00	37,862,500.00	37,862,500.00	0.00	0.00	31,994,699.83	0.00	31,994,699.83	0.00	60,000.00	5,867,800.17	0.00
MOOE		517,032,000.00	(37,922,500.00)	479,109,500.00	517,032,000.00	(37,922,500.00)	0.00	0.00	479,109,500.00	52,847,633.08	87,106,199.16	90,606,091.38	167,569,603.27	398,129,526.89	38,907,368.22	80,461,068.26	86,804,328.11	129,964,661.99	336,137,426.58	0.00	80,979,973.11	61,992,100.31	0.00
CO		0.00	0.00	0.00	588,320,000.00	0.00	0.00	0.00	588,320,000.00	0.00	0.00	0.00	513,409,901.87	513,409,901.87	0.00	0.00	0.00	451,715,371.00	451,715,371.00	(588,320,000.00)	74,910,098.13	0.00	61,694,530.87


Certified Correct:


 RODERICK C. MATEO
 Chief Administrative Officer
 Date: 29 January 2024


Certified Correct:


 MA. VICTORIA F. CALZADO
 Chief Accountant
 Date: 29 January 2024

Recommending Approval By:


 ATTY. RONALD R. DE VEYRA, MBA, CESO II
 Deputy Director General-Internal Management
 Date: 29 January 2024

Approved By:


 DR. SAMUEL A. ZACCATE
 Director General
 Date: 29 January 2024